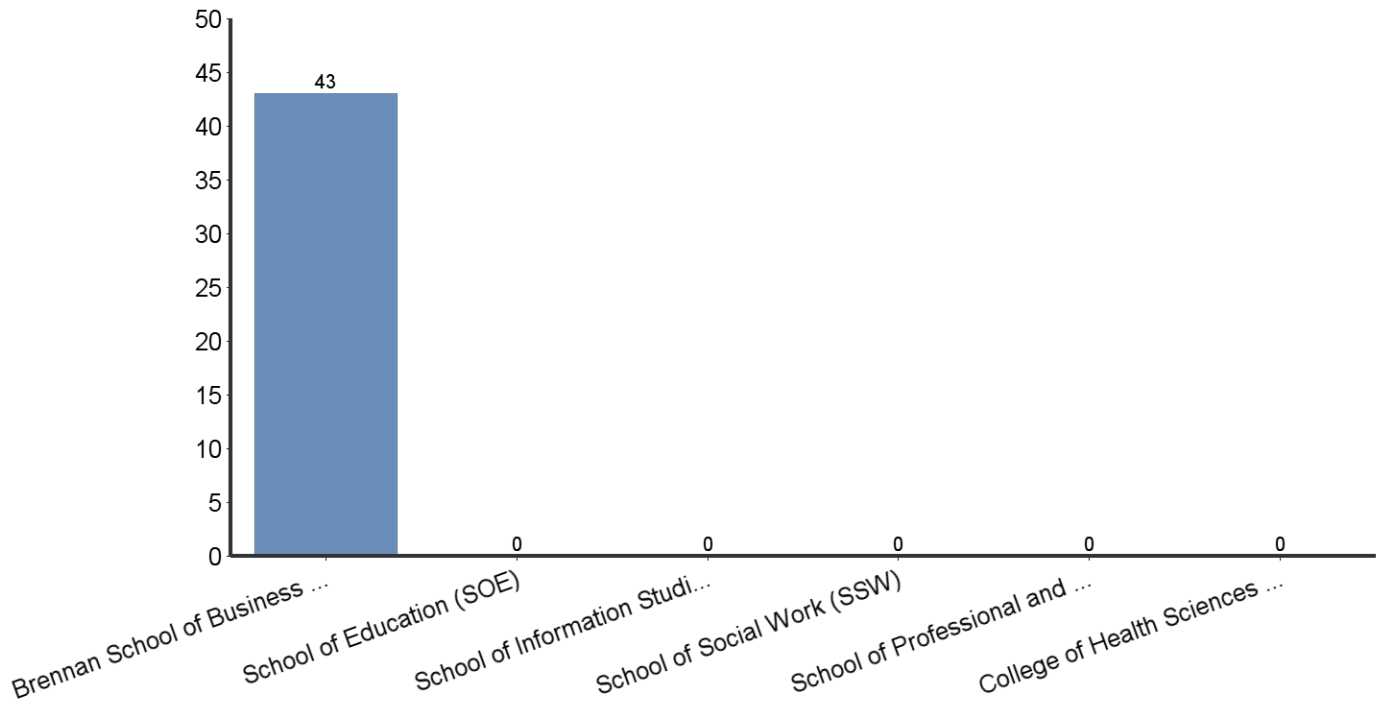


AY16-17 Graduating Student Survey - Brennan School of Business - Graduate Level

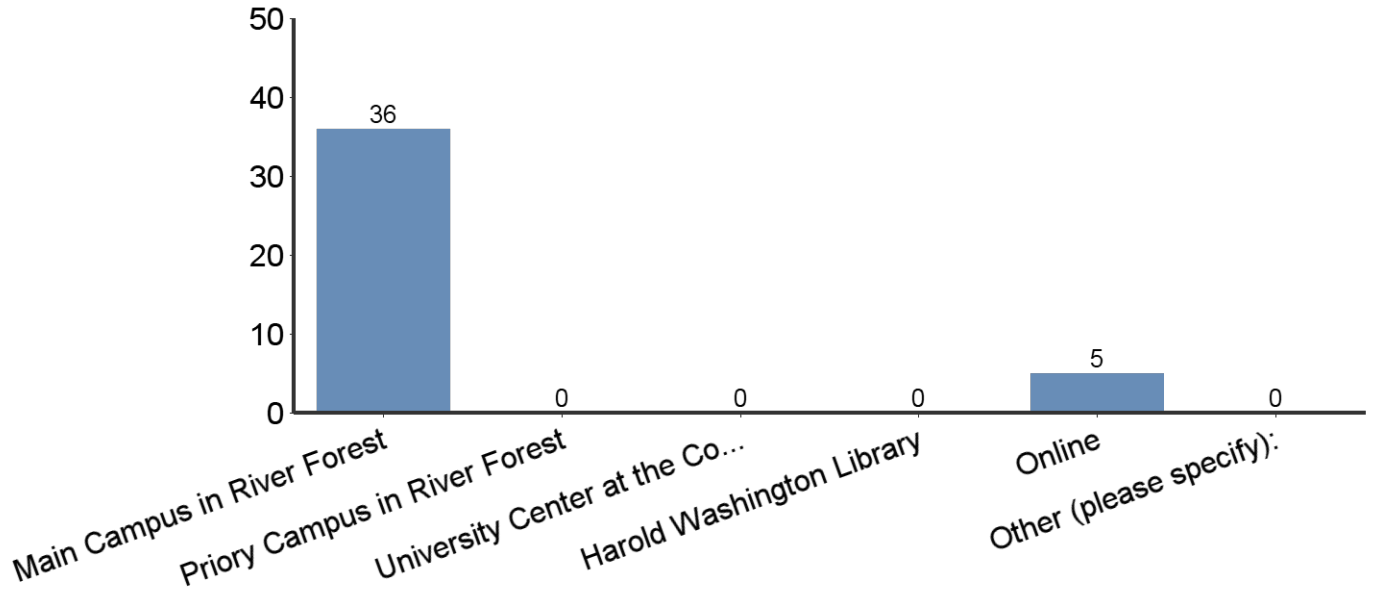
Please indicate the college/school from which you will be graduating:





#	Answer	Bar	Response	%
2	Brennan School of Business (BSB)		43	100.00%
3	School of Education (SOE)		0	0.00%
4	School of Information Studies (SOIS)		0	0.00%
5	School of Social Work (SSW)		0	0.00%
6	School of Professional and Continuing Studies (SPCS)		0	0.00%
7	College of Health Sciences (CHS)		0	0.00%
	Total		43	100.00%

AY16-17 Graduating Student Survey - Brennan School of Business - Graduate Level

Where did you take MOST of your courses:

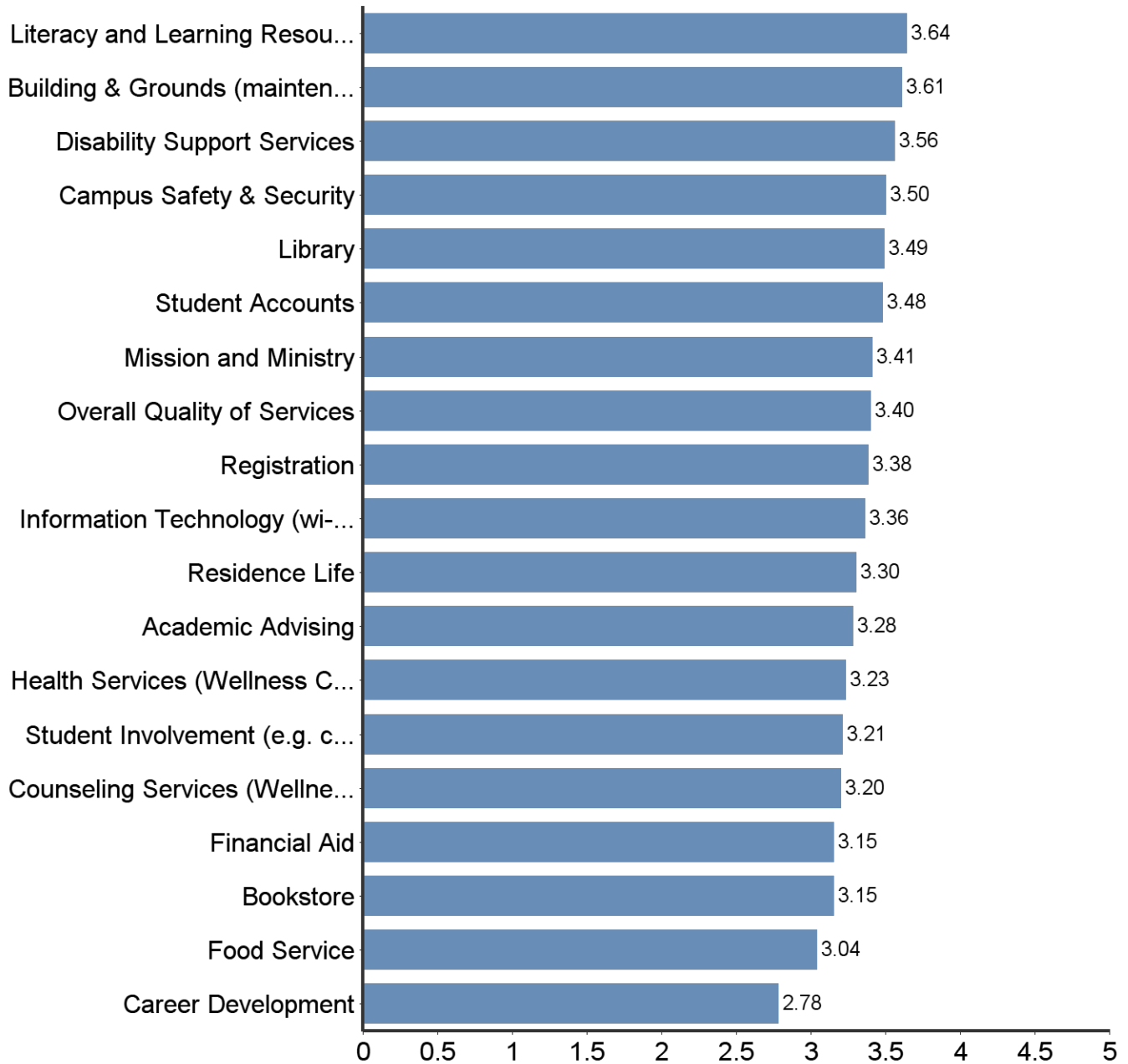


#	Answer	Bar	Response	%
1	Main Campus in River Forest		36	87.80%
2	Priory Campus in River Forest		0	0.00%
3	University Center at the College of Lake County in Grayslake		0	0.00%
4	Harold Washington Library		0	0.00%
5	Online		5	12.20%
6	Other (please specify):		0	0.00%
	Total		41	100.00%

Other (please specify):

AY16-17 Graduating Student Survey - Brennan School of Business - Graduate Level

Please rate your level of satisfaction with these SERVICES at Dominican:



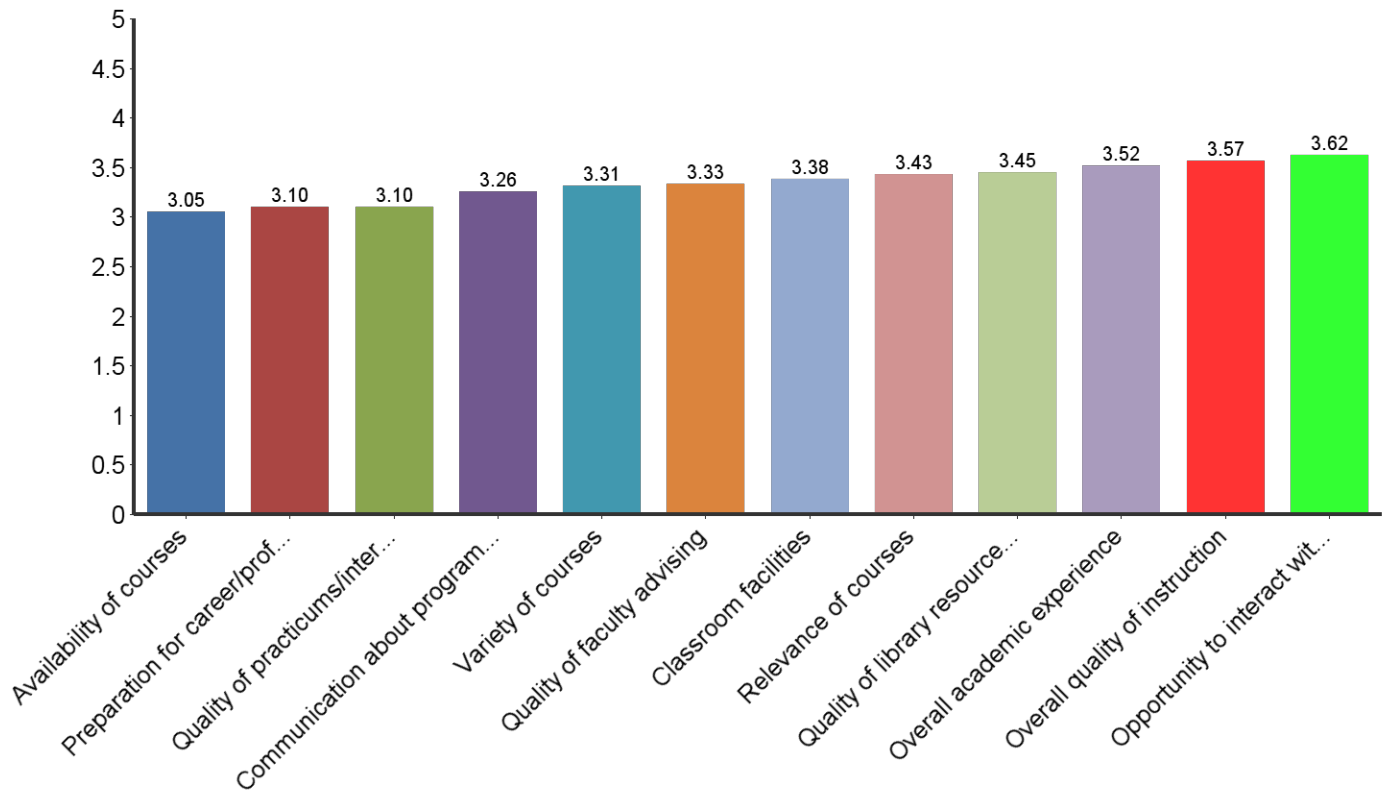
AY16-17 Graduating Student Survey - Brennan School of Business - Graduate Level

Please rate your level of satisfaction with these SERVICES at Dominican:

#	Question	Very Satisfied	Somewhat Satisfied	Somewhat Dissatisfied	Very Dissatisfied	Response	Average Value
1	Building & Grounds (maintenance, snow removal, heating/AC, etc.)	60.53%	39.47%	-	-	38	3.61
2	Academic Advising	46.15%	35.90%	17.95%	-	39	3.28
3	Career Development	33.33%	33.33%	11.11%	22.22%	27	2.78
4	Financial Aid	33.33%	48.48%	18.18%	-	33	3.15
5	Food Service	29.63%	48.15%	18.52%	3.70%	27	3.04
6	Bookstore	29.63%	55.56%	14.81%	-	27	3.15
7	Health Services (Wellness Center)	42.31%	42.31%	11.54%	3.85%	26	3.23
8	Information Technology (wi-fi, computer labs, classroom, computers, tech support)	47.62%	40.48%	11.90%	-	42	3.36
9	Library	60.98%	29.27%	7.32%	2.44%	41	3.49
10	Registration	47.62%	42.86%	9.52%	-	42	3.38
11	Student Accounts	54.76%	38.10%	7.14%	-	42	3.48
12	Residence Life	40.00%	50.00%	10.00%	-	10	3.30
13	Student Involvement (e.g. clubs, activities, organizations, etc.)	36.84%	52.63%	5.26%	5.26%	19	3.21
14	Literacy and Learning Resources (tutoring)	64.29%	35.71%	-	-	14	3.64
15	Mission and Ministry	52.94%	35.29%	11.76%	-	17	3.41
16	Counseling Services (Wellness Center)	46.67%	40.00%	-	13.33%	15	3.20
17	Campus Safety & Security	50.00%	50.00%	-	-	34	3.50
18	Disability Support Services	66.67%	22.22%	11.11%	-	9	3.56
19	Overall Quality of Services	44.19%	53.49%	-	2.33%	43	3.40

AY16-17 Graduating Student Survey - Brennan School of Business - Graduate Level

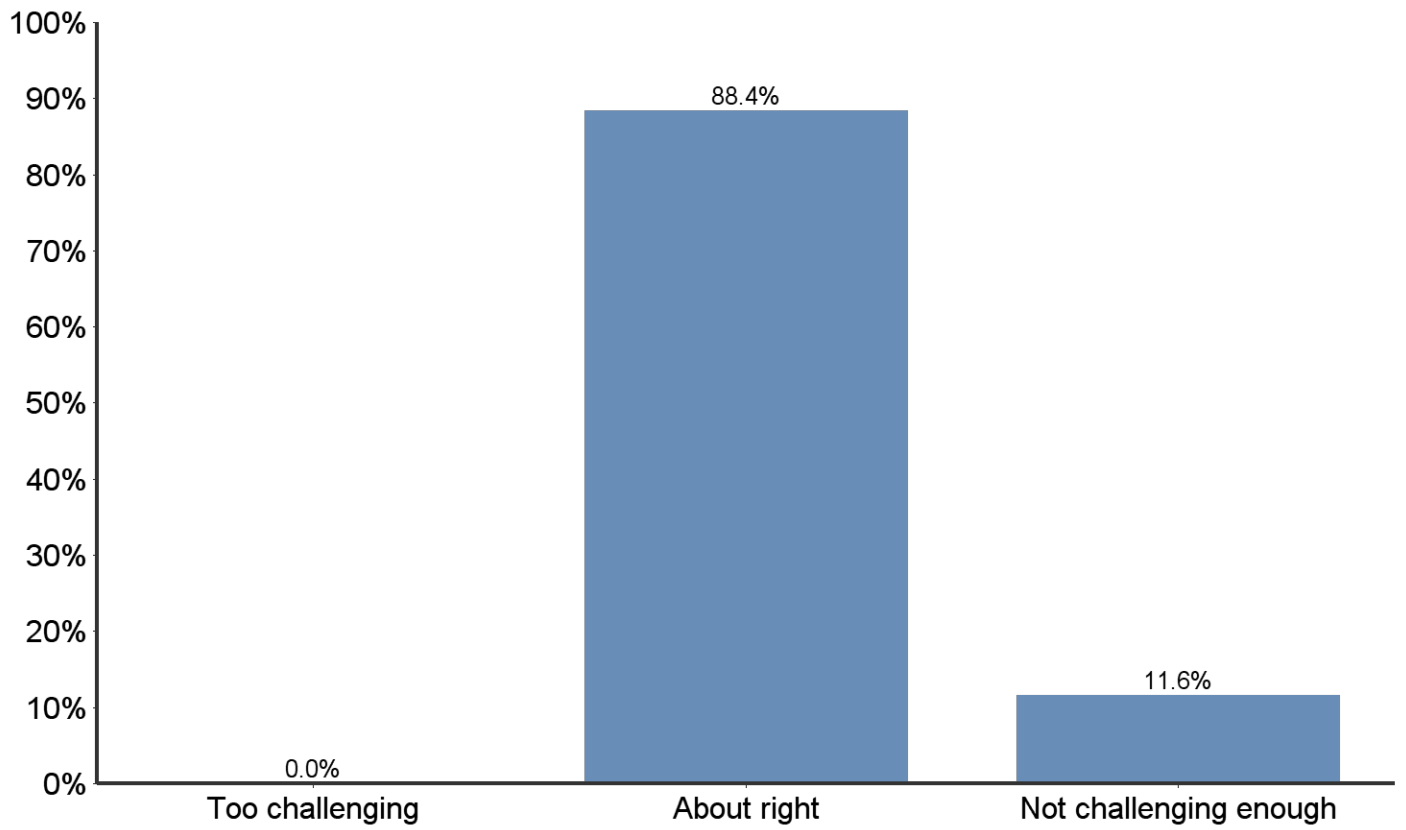
Please rate your level of satisfaction with the following aspects of your overall academic experience at Dominican:



#	Question	Very Satisfied	Somewhat Satisfied	Somewhat Dissatisfied	Very Dissatisfied	Response	Average Value
1	Opportunity to interact with faculty	28	12	2	-	42	3.62
2	Communication about program requirements	20	15	5	2	42	3.26
3	Quality of faculty advising	22	15	2	3	42	3.33
4	Preparation for career/profession	17	16	5	4	42	3.10
5	Quality of library resources (books and online resources)	22	18	1	1	42	3.45
7	Classroom facilities	20	19	2	1	42	3.38
8	Overall academic experience	26	12	4	-	42	3.52
9	Availability of courses	12	22	6	2	42	3.05
10	Overall quality of instruction	27	12	3	-	42	3.57
11	Relevance of courses	22	16	4	-	42	3.43
12	Variety of courses	20	15	7	-	42	3.31
13	Quality of practicums/internships	15	16	7	2	40	3.10

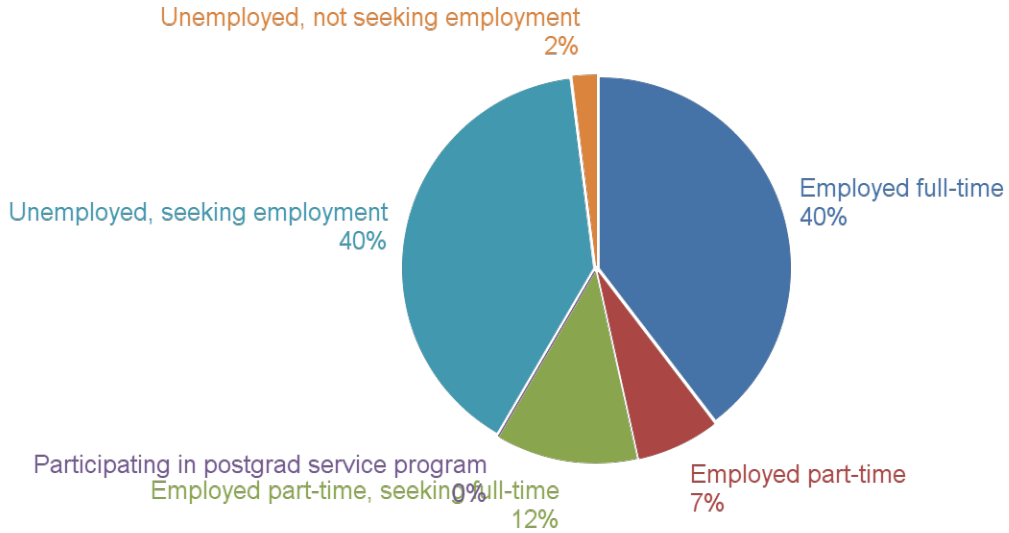
AY16-17 Graduating Student Survey - Brennan School of Business - Graduate Level

In general, how would you rate the academic rigor of your classes at Dominican?



#	Answer	Bar	Response	%
1	Too challenging		0	0.00%
2	About right		38	88.37%
3	Not challenging enough		5	11.63%
	Total		43	100.00%

What will be your EMPLOYMENT STATUS immediately after graduation?



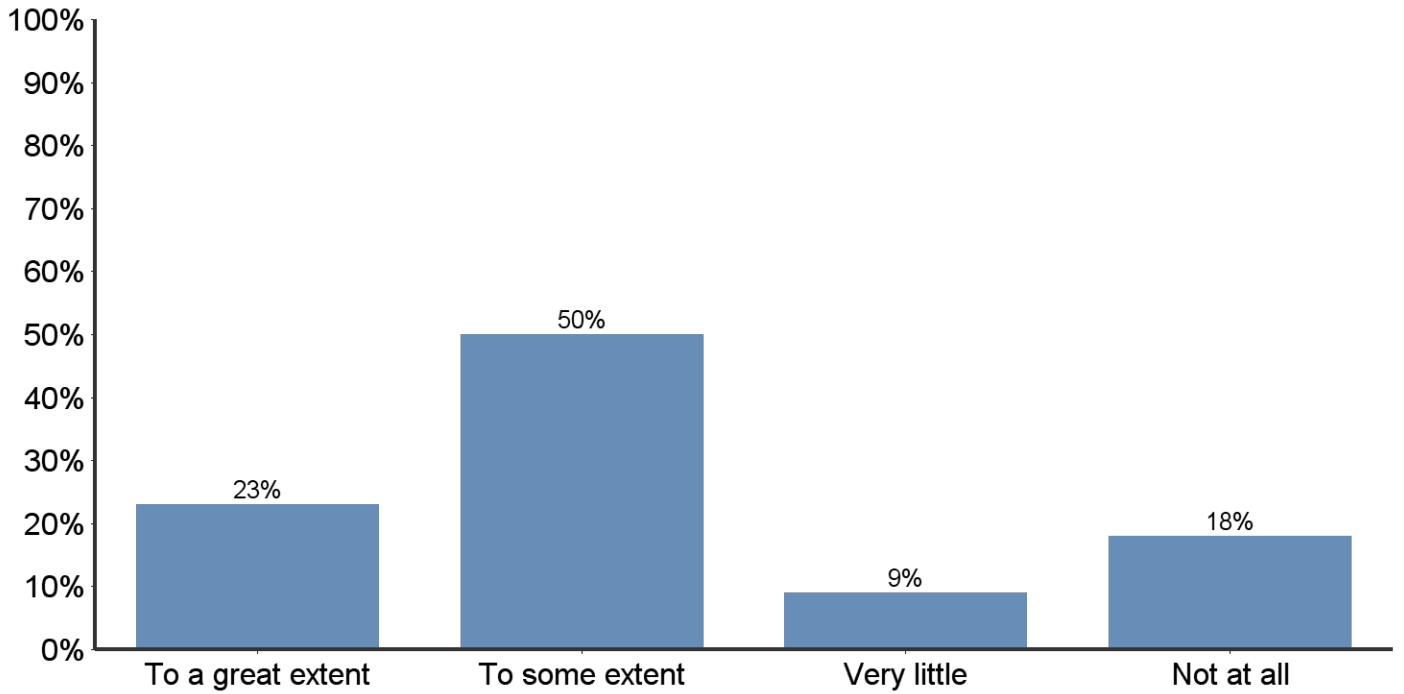
#	Answer	Bar	Response	%
1	Employed full-time (30 hours or more per week)	<div style="width: 39.53%;"></div>	17	39.53%
2	Employed part-time (less than 30 hours per week)	<div style="width: 6.98%;"></div>	3	6.98%
3	Employed part-time and seeking full-time	<div style="width: 11.63%;"></div>	5	11.63%
4	Participating in postgraduate service program (e.g. AmeriCorps, Dominican Volunteers, etc.)	<div style="width: 0.00%;"></div>	0	0.00%
5	Unemployed, seeking employment	<div style="width: 39.53%;"></div>	17	39.53%
6	Unemployed, not seeking employment	<div style="width: 2.33%;"></div>	1	2.33%
	Total		43	100.00%

**What will be your annual SALARY (in thousands, whole numbers only - no commas, dollar signs, decimals, etc.):
AY16-17 Graduating Student Survey - Brennan School of Business - Graduate Level**

Note: If your salary will be below 10,000 or you do not wish to provide this information, please leave this question completely blank.

Min Value	Max Value	Average Value	Variance	StdDev	Total Responses	Total Respondents
15000	200000	61636.64	2076866551.63	45572.65	14	43

AY16-17 Graduating Student Survey - Brennan School of Business - Graduate Level
To what extent has Dominican's mission (truth, service, justice) influenced your career decisions?

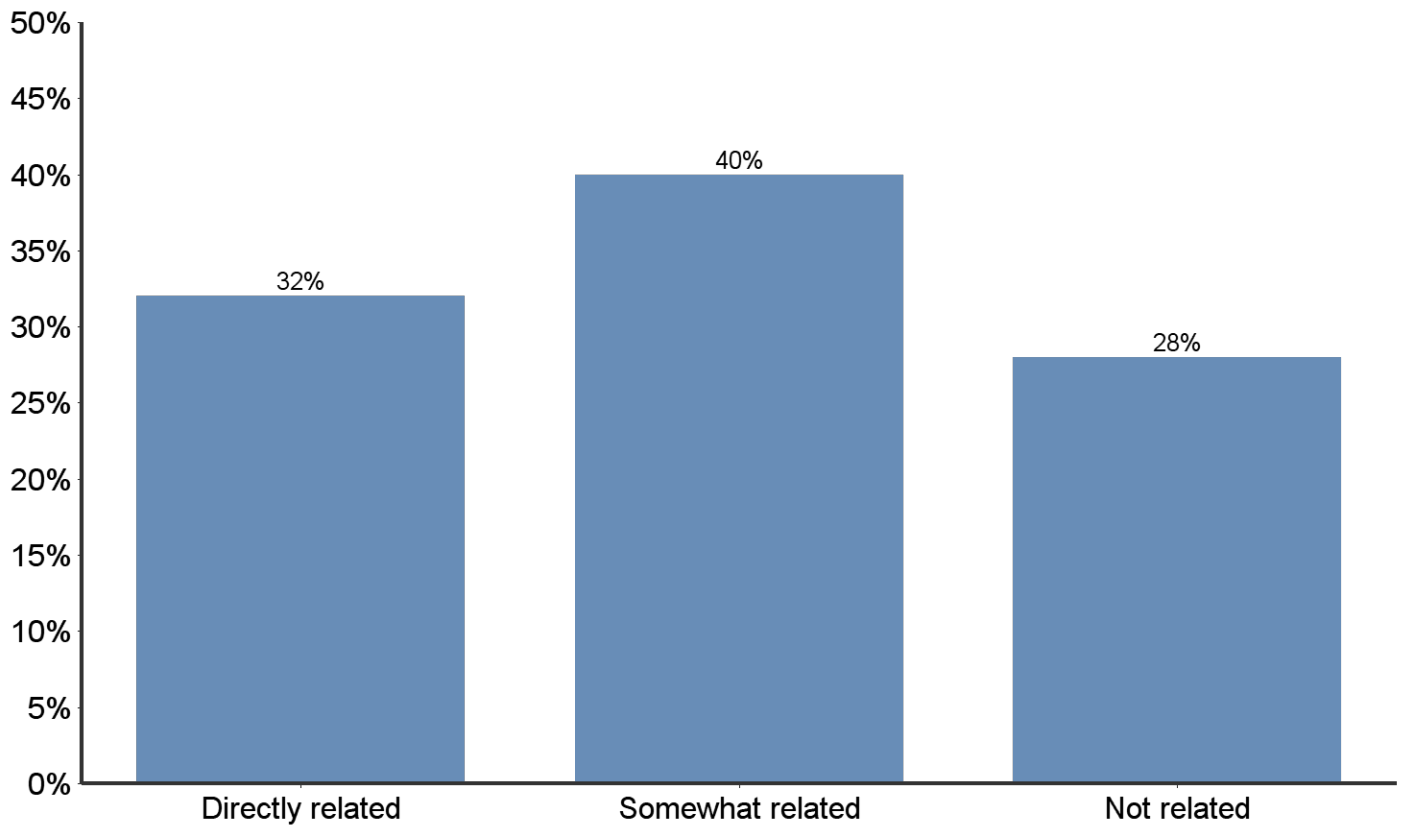





#	Answer	Bar	Response	%
4	To a great extent		5	22.73%
3	To some extent		11	50.00%
2	Very little		2	9.09%
1	Not at all		4	18.18%
	Total		22	100.00%

Min Value	Max Value	Average Value	Variance	Standard Deviation	Total Responses	Total Respondents
1	4	2.77	1.04	1.02	22	22

AY16-17 Graduating Student Survey - Brennan School of Business - Graduate Level

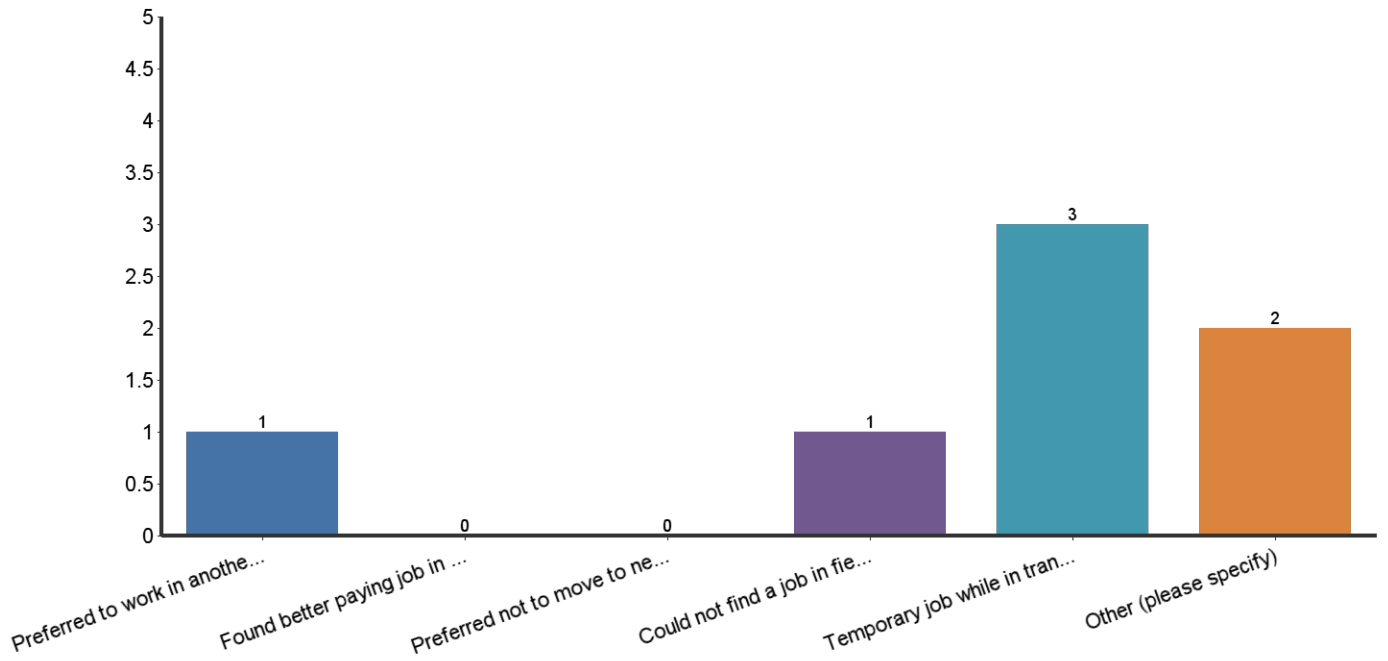
If you will be employed, how closely related will the job be to your college major?



#	Answer	Bar	Response	%
1	Directly related		8	32.00%
2	Somewhat related		10	40.00%
3	Not related		7	28.00%
	Total		25	100.00%

AY16-17 Graduating Student Survey - Brennan School of Business - Graduate Level

If the job is not related to your major, please check all the reasons that apply:



#	Answer	Bar	Response	%
1	Preferred to work in another field	<div style="width: 14.29%;"></div>	1	14.29%
2	Found better paying job in another field	<div style="width: 0%;"></div>	0	0.00%
3	Preferred not to move to new locality	<div style="width: 0%;"></div>	0	0.00%
4	Could not find a job in field of preparation	<div style="width: 14.29%;"></div>	1	14.29%
5	Temporary job while in transition	<div style="width: 42.86%;"></div>	3	42.86%
6	Other (please specify)	<div style="width: 28.57%;"></div>	2	28.57%
	Total		7	100.00%

Other (please specify)

Keeping my same job which was already in a different area.

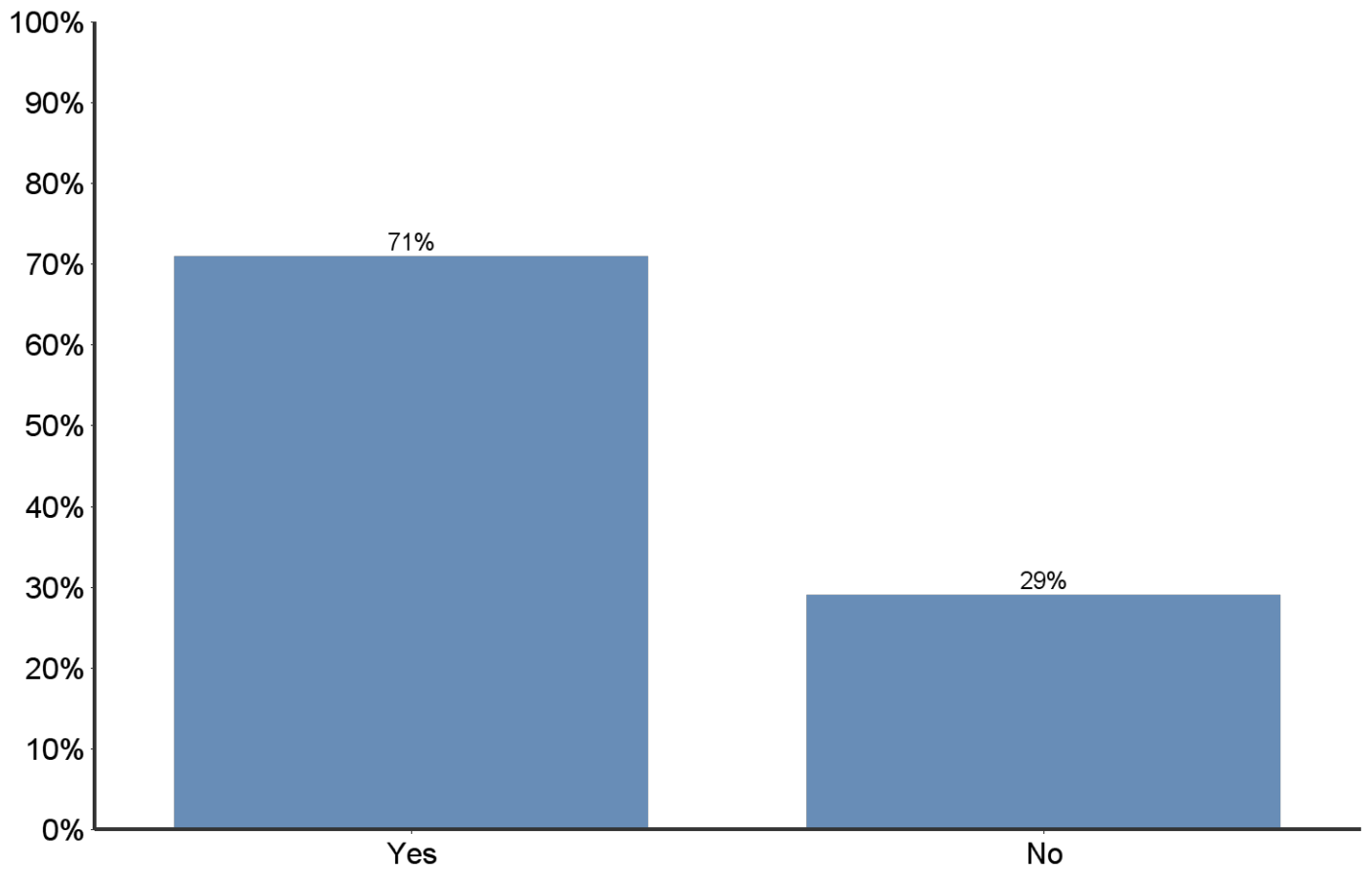
Seeking entrepreneurial opportunities in th



AY16-17 Graduating Student Survey - Brennan School of Business - Graduate Level

If you will be unemployed and not seeking employment, please indicate reason below:

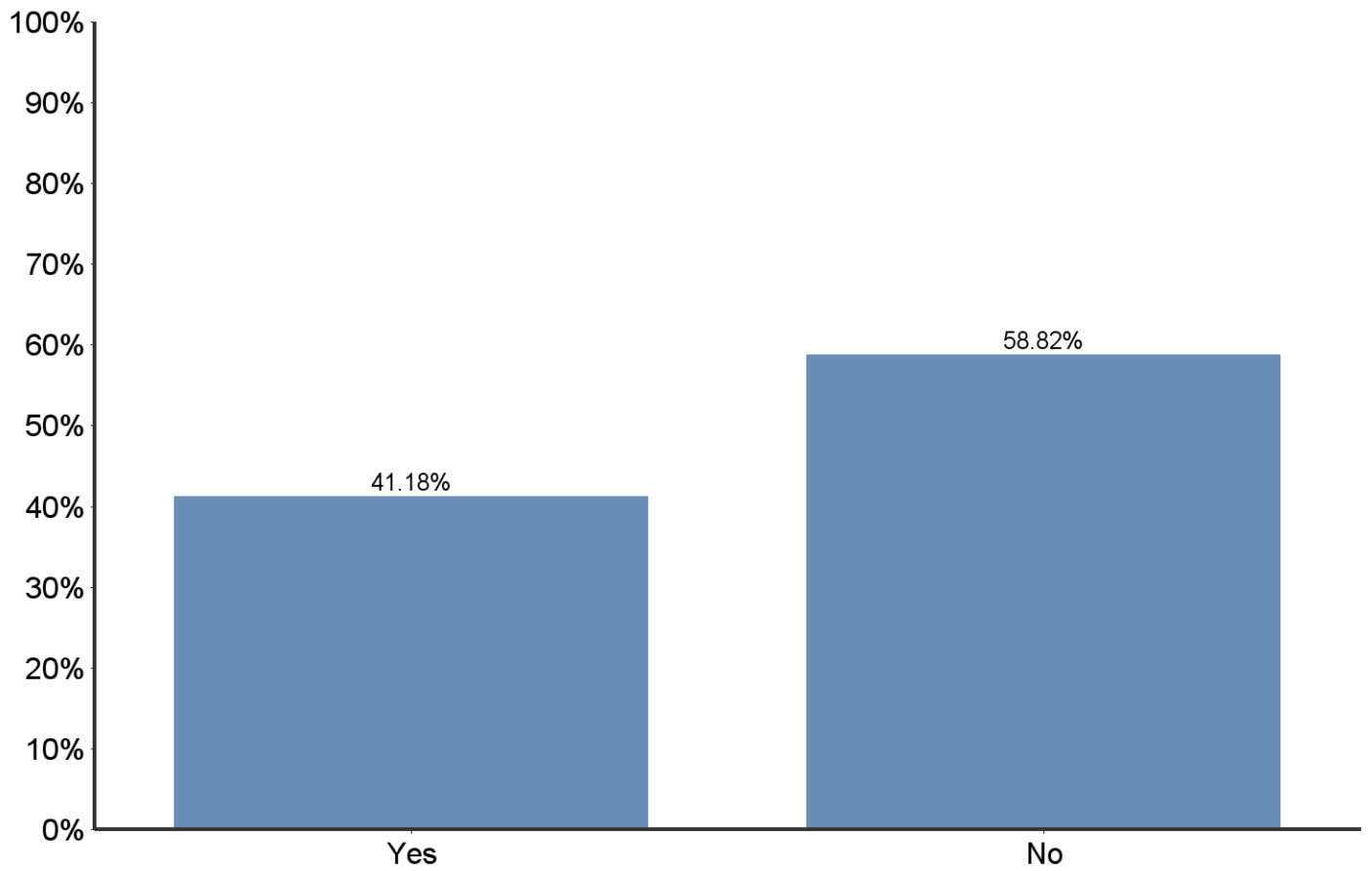
#	Answer	Bar	Response	%
1	Full-time student		1	100.00%
2	Health issue		0	0.00%
3	Family responsibilities		0	0.00%
4	Other		0	0.00%
	Total		1	100.00%



Did you hold the same job while enrolled at Dominican?



#	Answer	Bar	Response	%
1	Yes		15	71.43%
2	No		6	28.57%
	Total		21	100.00%

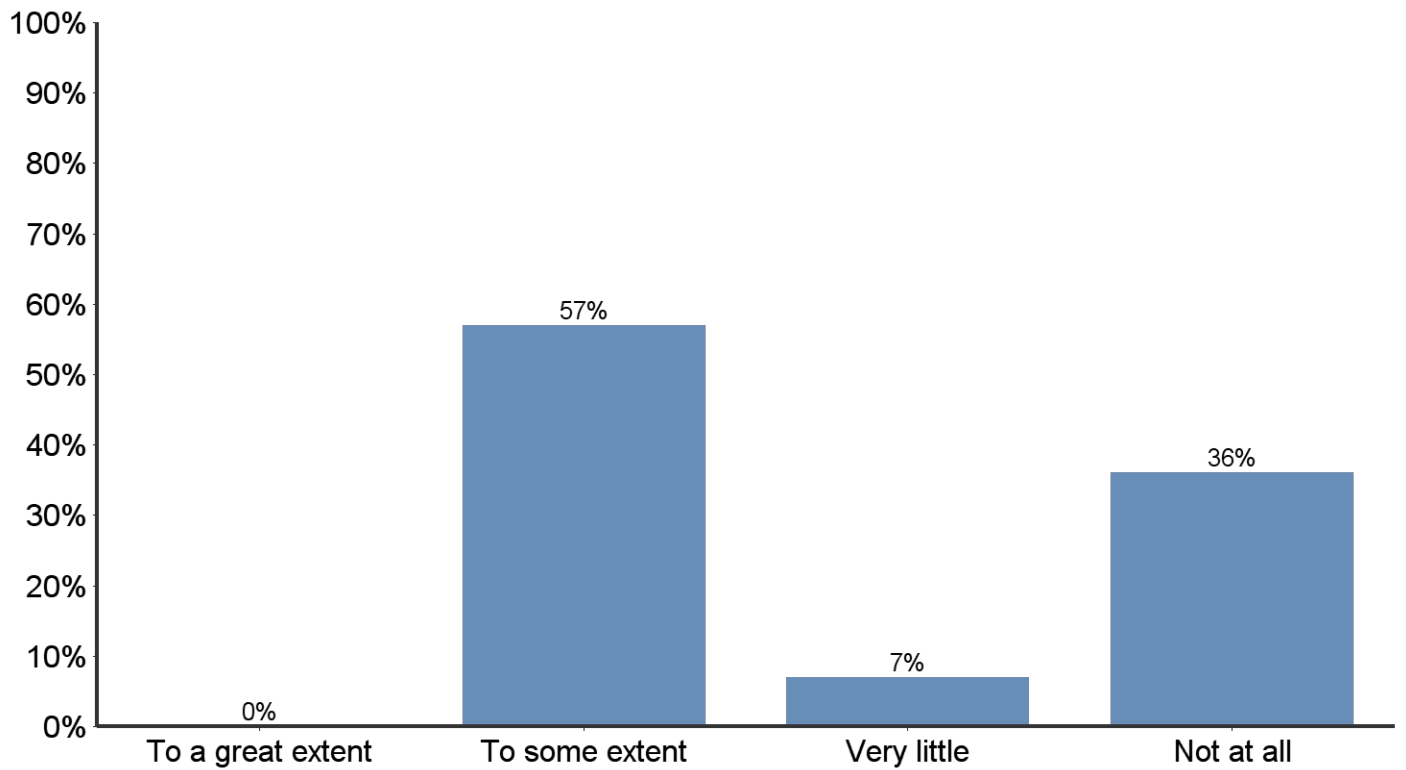
Have you sought out any career related services at Dominican?



#	Answer	Bar	Response	%
1	Yes		7	41.18%
2	No		10	58.82%
	Total		17	100.00%

AY16-17 Graduating Student Survey - Brennan School of Business - Graduate Level

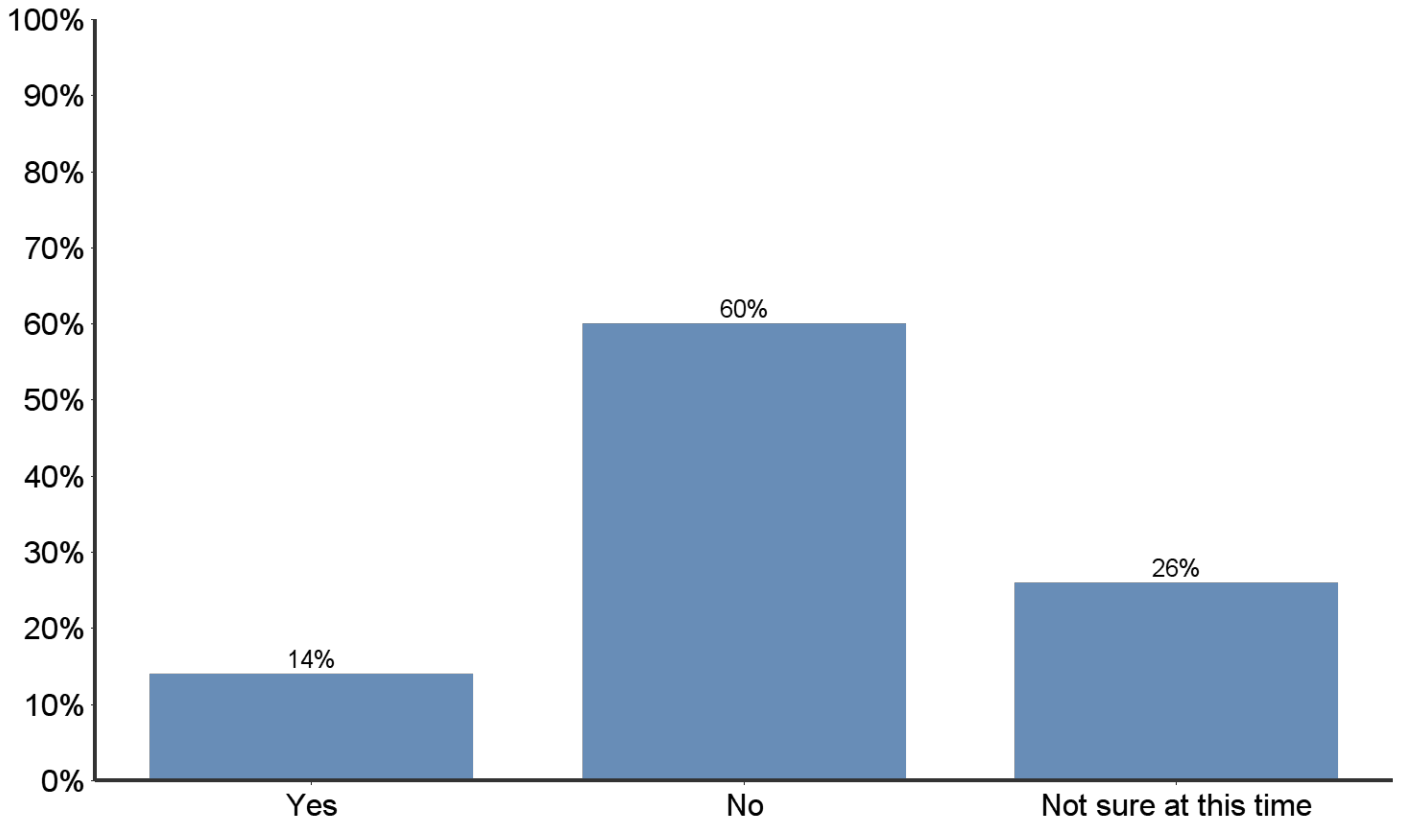
To what extent did Dominican assist you in finding a job?



#	Answer	Bar	Response	%
4	To a great extent		0	0.00%
3	To some extent	<div style="width: 57.14%; height: 10px; background-color: #4F81BD;"></div>	8	57.14%
2	Very little	<div style="width: 7.14%; height: 10px; background-color: #4F81BD;"></div>	1	7.14%
1	Not at all	<div style="width: 35.71%; height: 10px; background-color: #4F81BD;"></div>	5	35.71%
	Total		14	100.00%

AY16-17 Graduating Student Survey - Brennan School of Business - Graduate Level

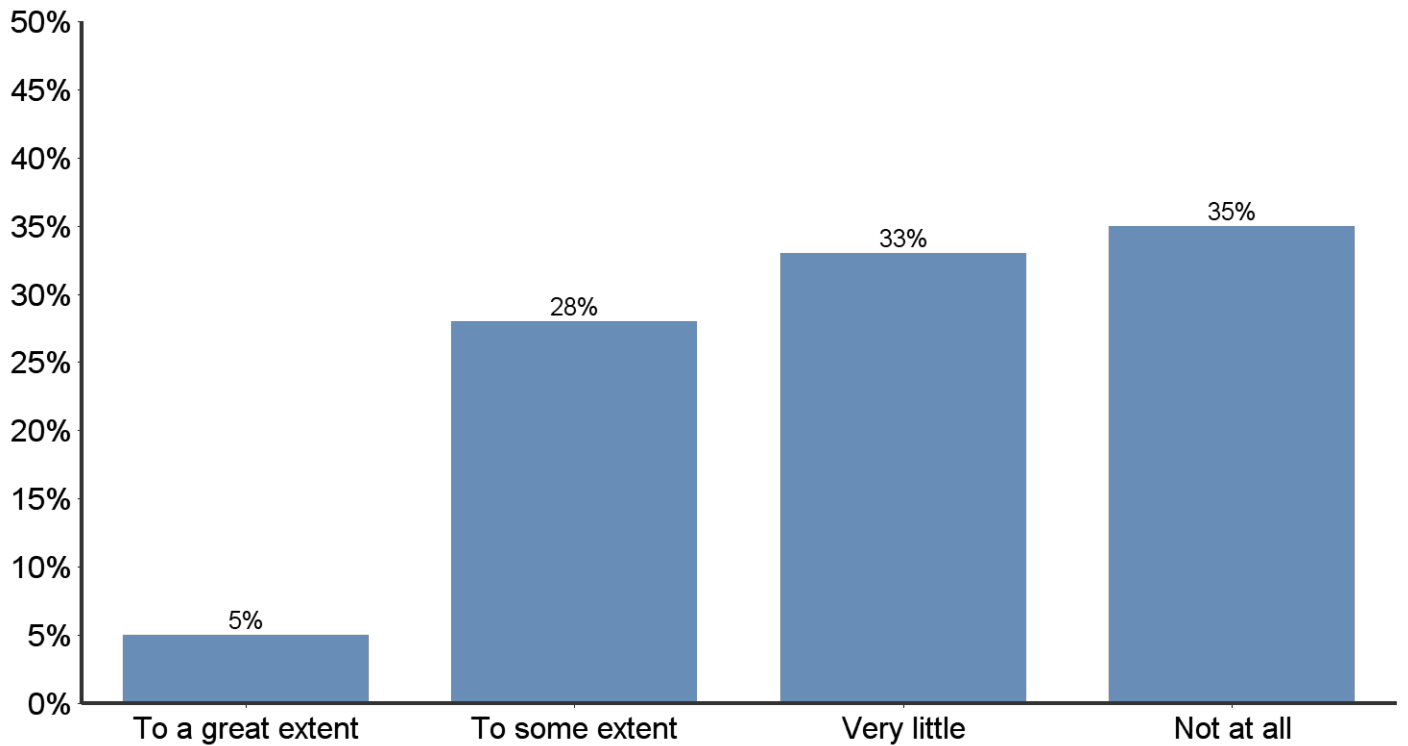
Do you plan to attain another degree or certificate after graduating from Dominican?



#	Answer	Bar	Response	%
1	Yes		6	13.95%
2	No		26	60.47%
3	Not sure at this time		11	25.58%
	Total		43	100.00%

AY16-17 Graduating Student Survey - Brennan School of Business - Graduate Level

To what extent were you an active member of the Dominican community? (such as participating in extracurricular activities, attending campus events and lectures, etc.)



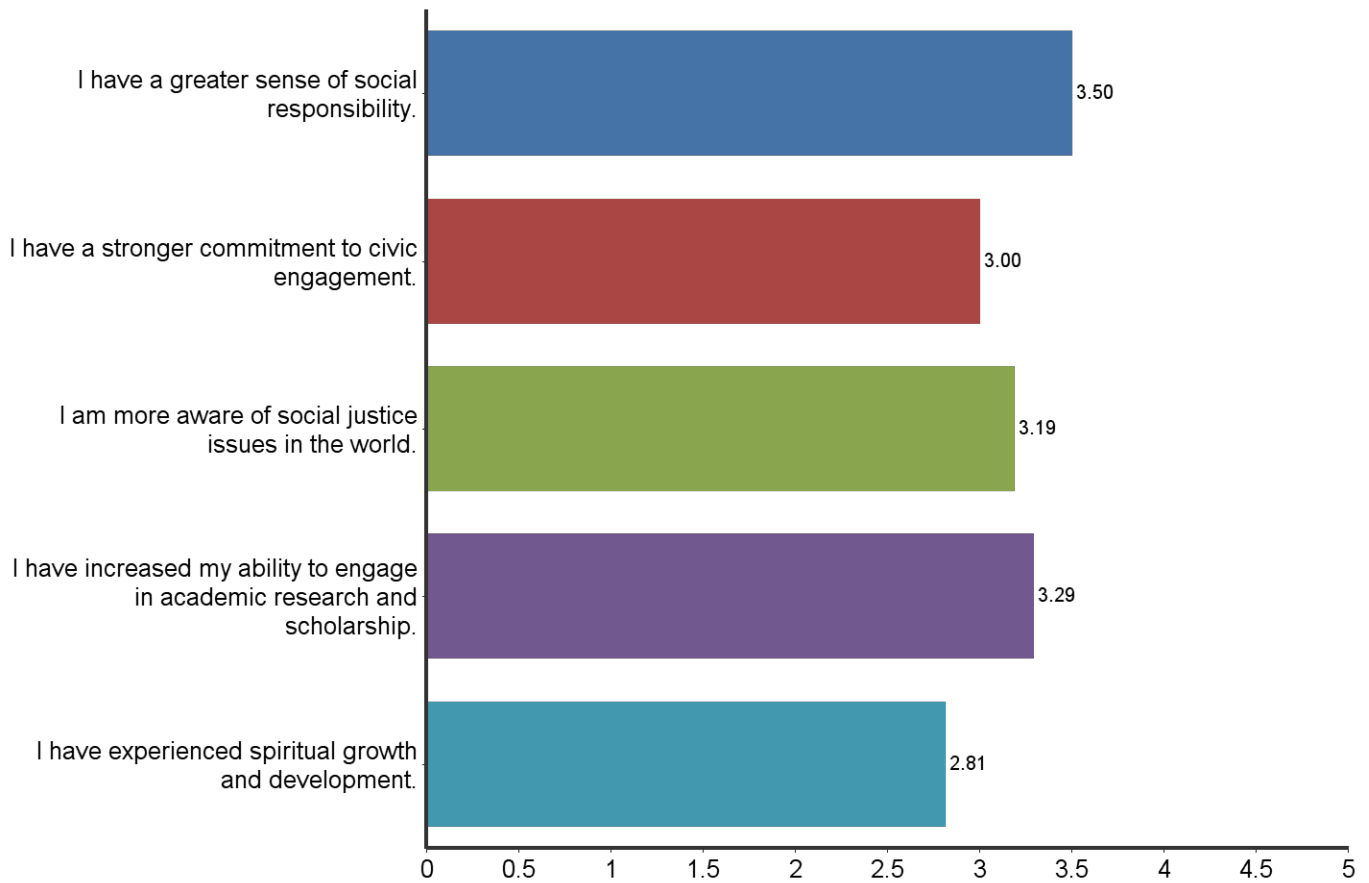
#	Answer	Bar	Response	%
4	To a great extent		2	4.65%
3	To some extent		12	27.91%
2	Very little		14	32.56%
1	Not at all		15	34.88%
	Total		43	100.00%

Min Value	Max Value	Average Value	Variance	Standard Deviation	Total Responses	Total Respondents
1	4	2.02	0.83	0.91	43	43

AY16-17 Graduating Student Survey - Brennan School of Business - Graduate Level

Please rate the following statements concerning your Dominican experience.

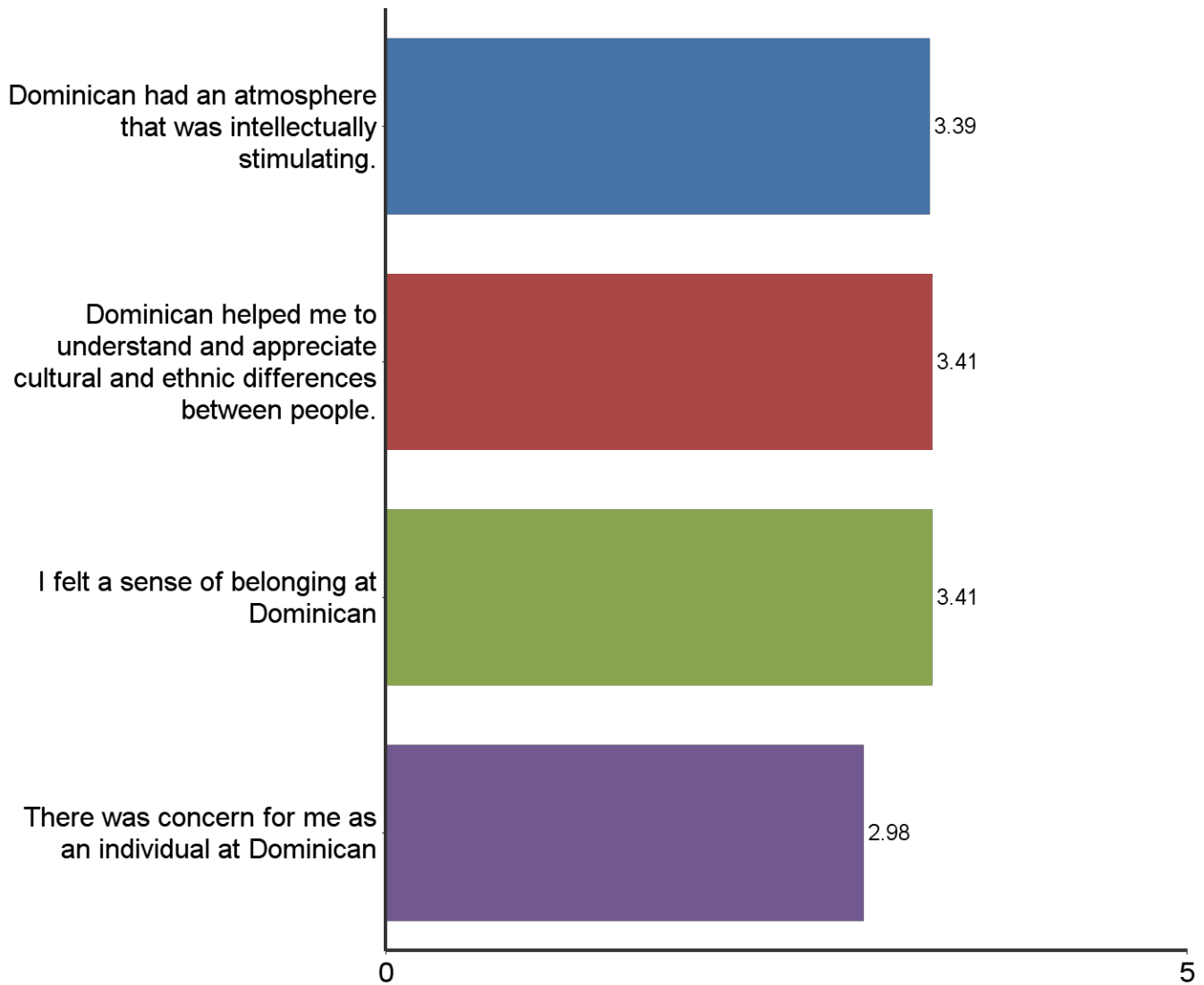
As a result of my experience at Dominican University, I feel that...



#	Question	To a great extent	To some extent	To a lesser extent	Not at all	Response	Average Value
1	I have a greater sense of social responsibility.	25	14	2	1	42	3.50
2	I have a stronger commitment to civic engagement.	14	19	4	5	42	3.00
3	I am more aware of social justice issues in the world.	19	16	3	4	42	3.19
4	I have increased my ability to engage in academic research and scholarship.	17	22	1	2	42	3.29
5	I have experienced spiritual growth and development.	13	17	3	9	42	2.81

AY16-17 Graduating Student Survey - Brennan School of Business - Graduate Level

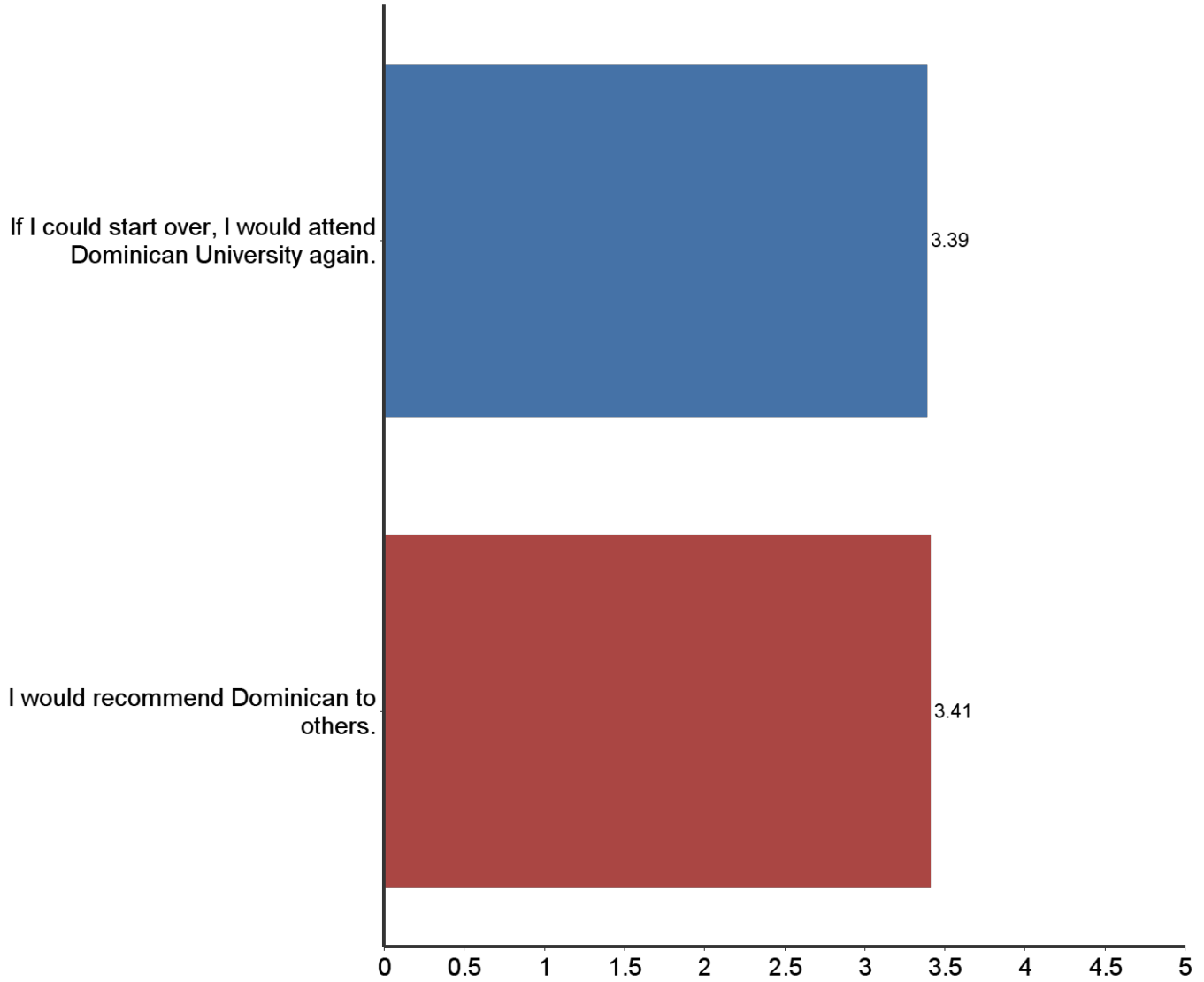
Please rate your level of agreement with the following about Dominican:



#	Question	Strongly Agree	Somewhat Agree	Somewhat Disagree	Strongly Disagree	Response	Average Value
1	Dominican had an atmosphere that was intellectually stimulating.	21	16	3	1	41	3.39
2	Dominican helped me to understand and appreciate cultural and ethnic differences between people.	21	16	4	-	41	3.41
3	I felt a sense of belonging at Dominican	22	15	3	1	41	3.41
4	There was concern for me as an individual at Dominican	18	12	3	8	41	2.98

AY16-17 Graduating Student Survey - Brennan School of Business - Graduate Level

Please rate your level of agreement with the following about your OVERALL experience at Dominican:



#	Question	Strongly Agree	Somewhat Agree	Somewhat Disagree	Strongly Disagree	Response	Average Value
1	If I could start over, I would attend Dominican University again.	22	14	4	1	41	3.39
2	I would recommend Dominican to others.	23	12	6	-	41	3.41