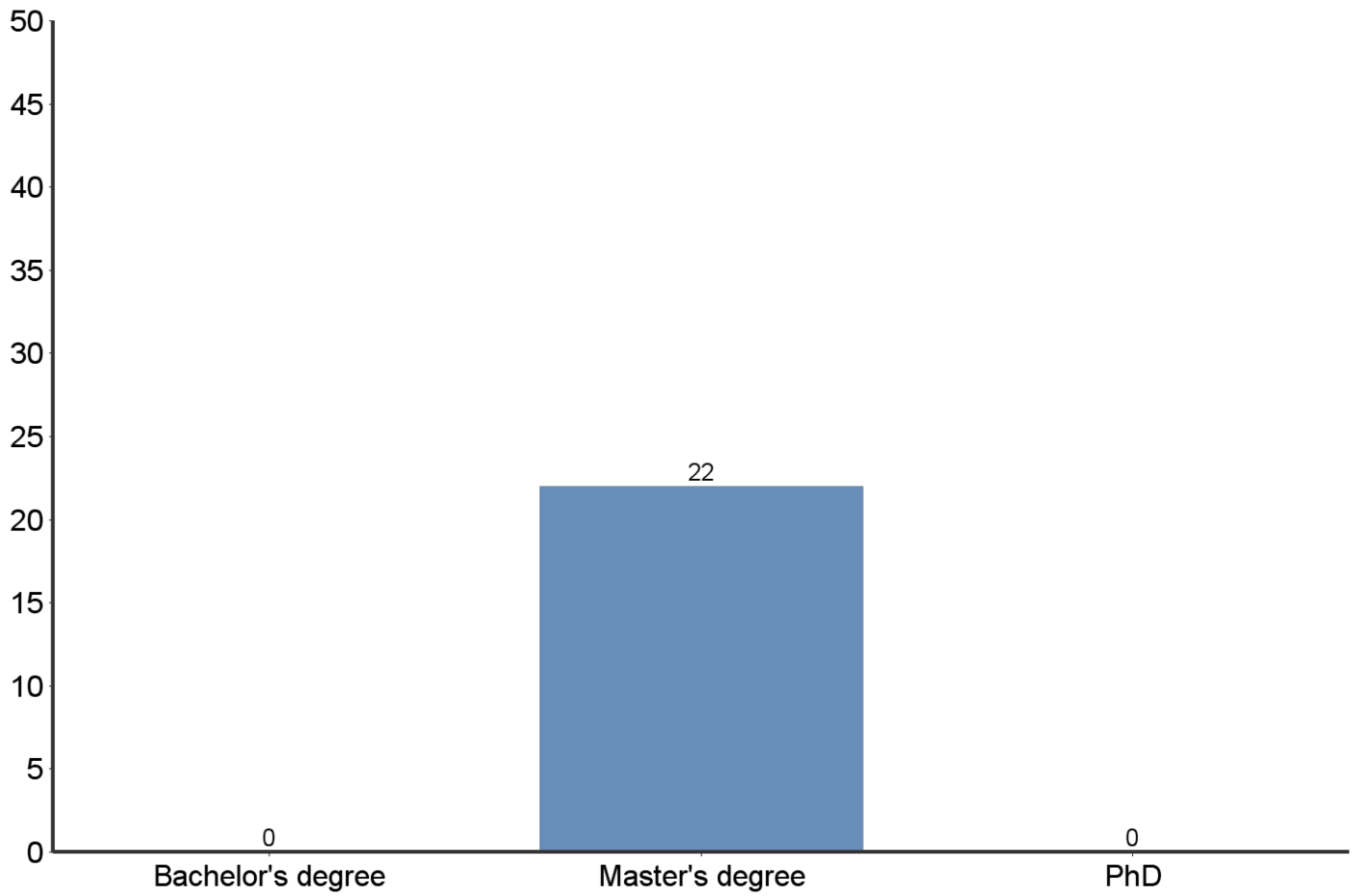
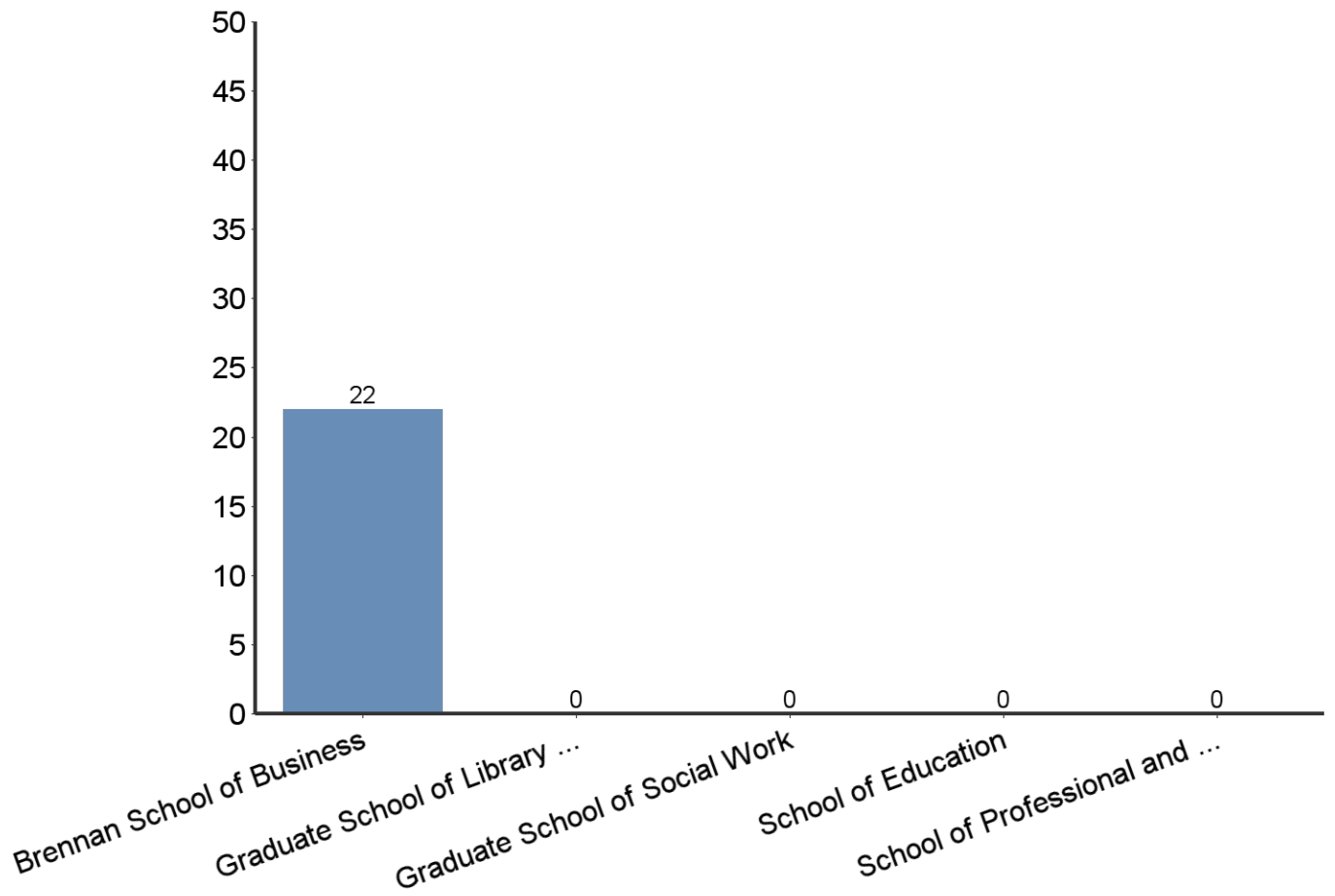


Please identify the degree that you earned during the 2014-2015 academic year at Dominican:



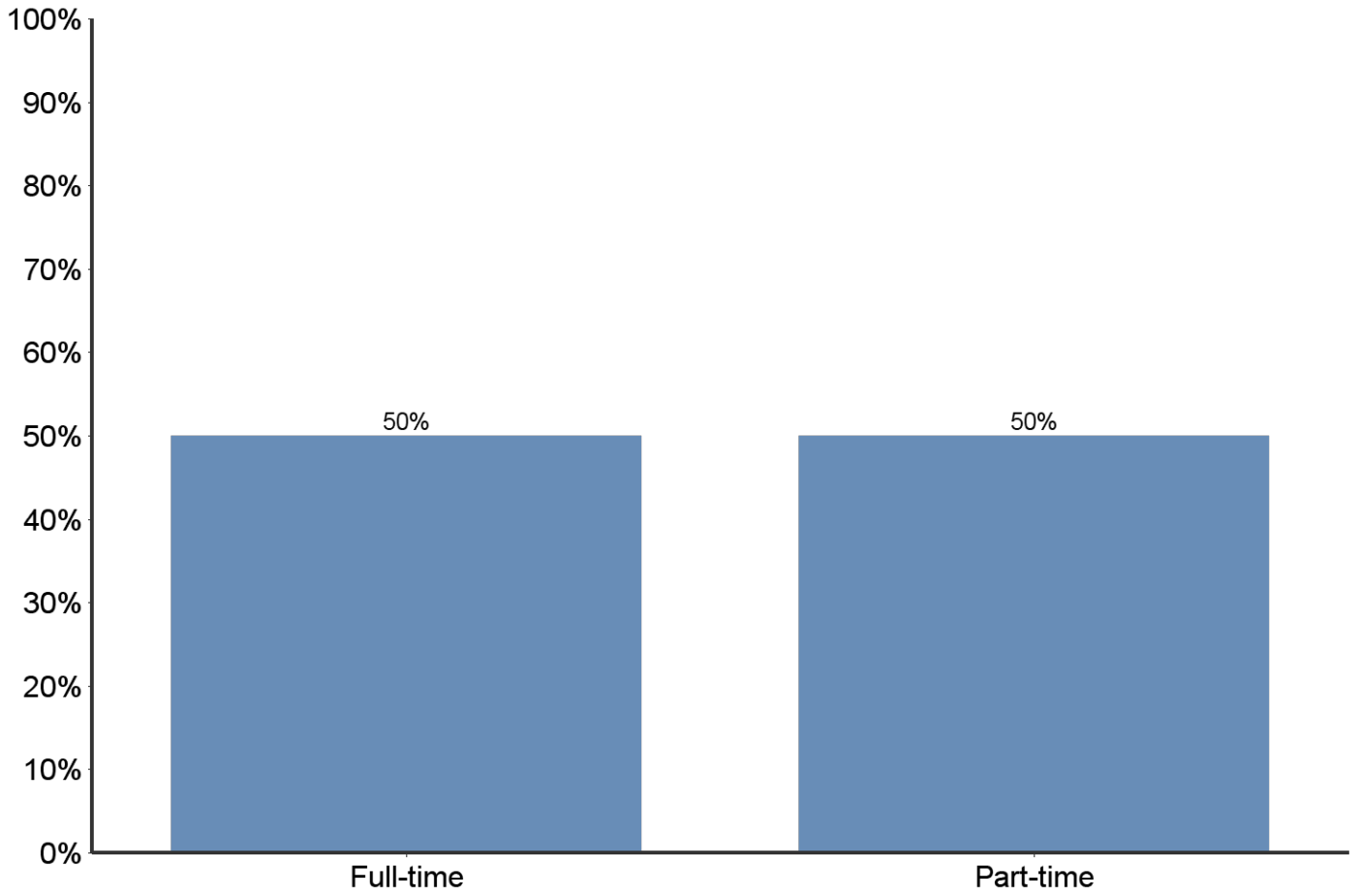
| Value | | Percent | Count | Percent |
|-------|-------------------|---------|-------|---------|
| 1 | Bachelor's degree | | | 0.0% |
| 2 | Master's degree | | 22 | 100.0% |
| 3 | PhD | | | 0.0% |
| - | Total | | 22 | 100.0% |

Indicate the school(s) from which you received your degree (graduate-level only):



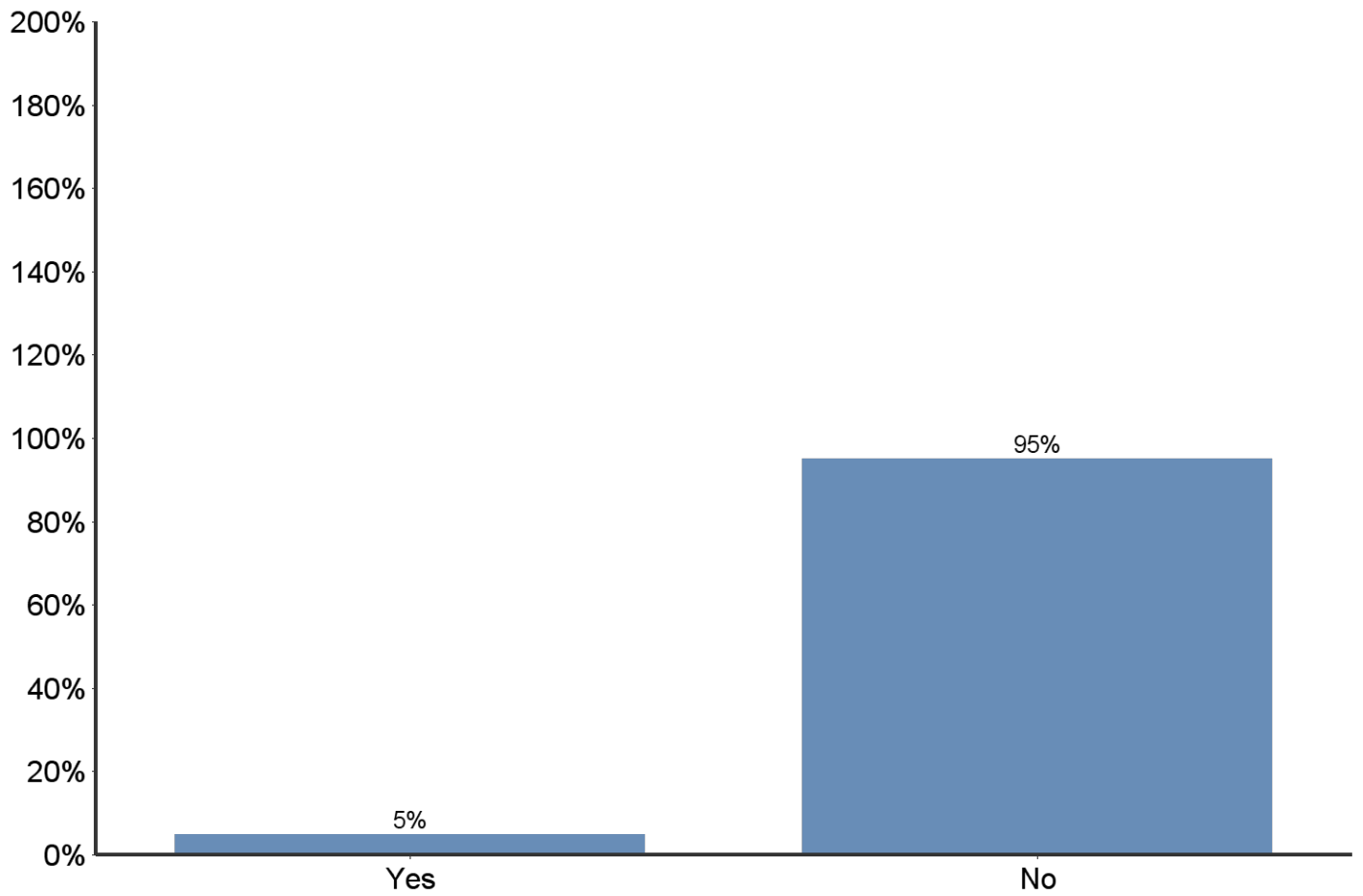
| Value | | Percent | Count | Percent |
|-------|--|---------|-------|---------|
| 1 | Brennan School of Business | | 22 | 100.0% |
| 2 | Graduate School of Library and Information Science | | | 0.0% |
| 3 | Graduate School of Social Work | | | 0.0% |
| 4 | School of Education | | | 0.0% |
| 5 | School of Professional and Continuing Studies | | | 0.0% |
| - | Total | | 22 | 100.0% |




During your degree program, were you generally a full- or part-time student?



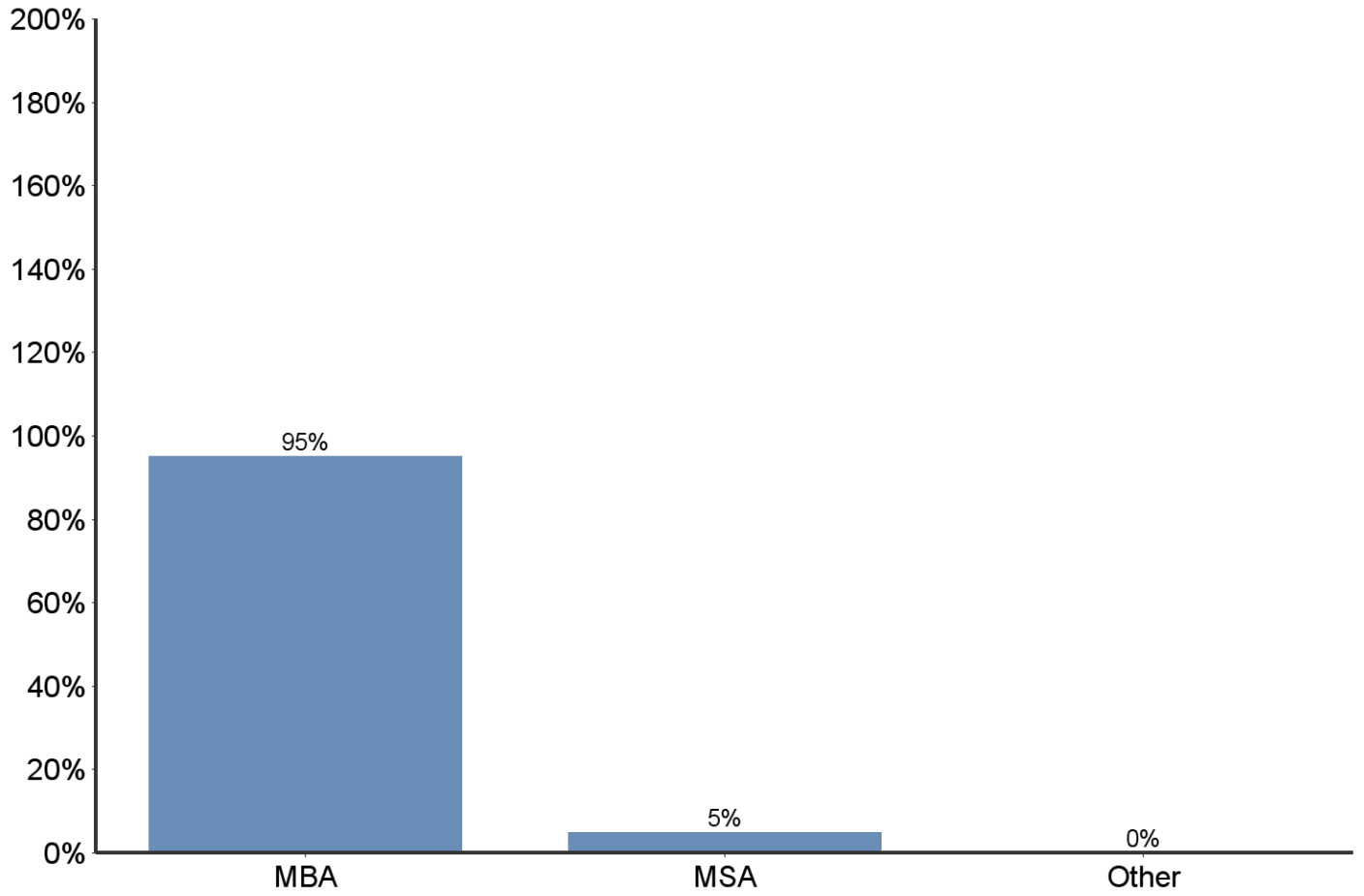
| Value | | Percent | Count | Percent |
|-------|-----------|---------|-------|---------|
| 1 | Full-time | | 10 | 50.0% |
| 2 | Part-time | | 10 | 50.0% |
| - | Total | | 20 | 100.0% |

Are you attending Dominican on a foreign student Visa?



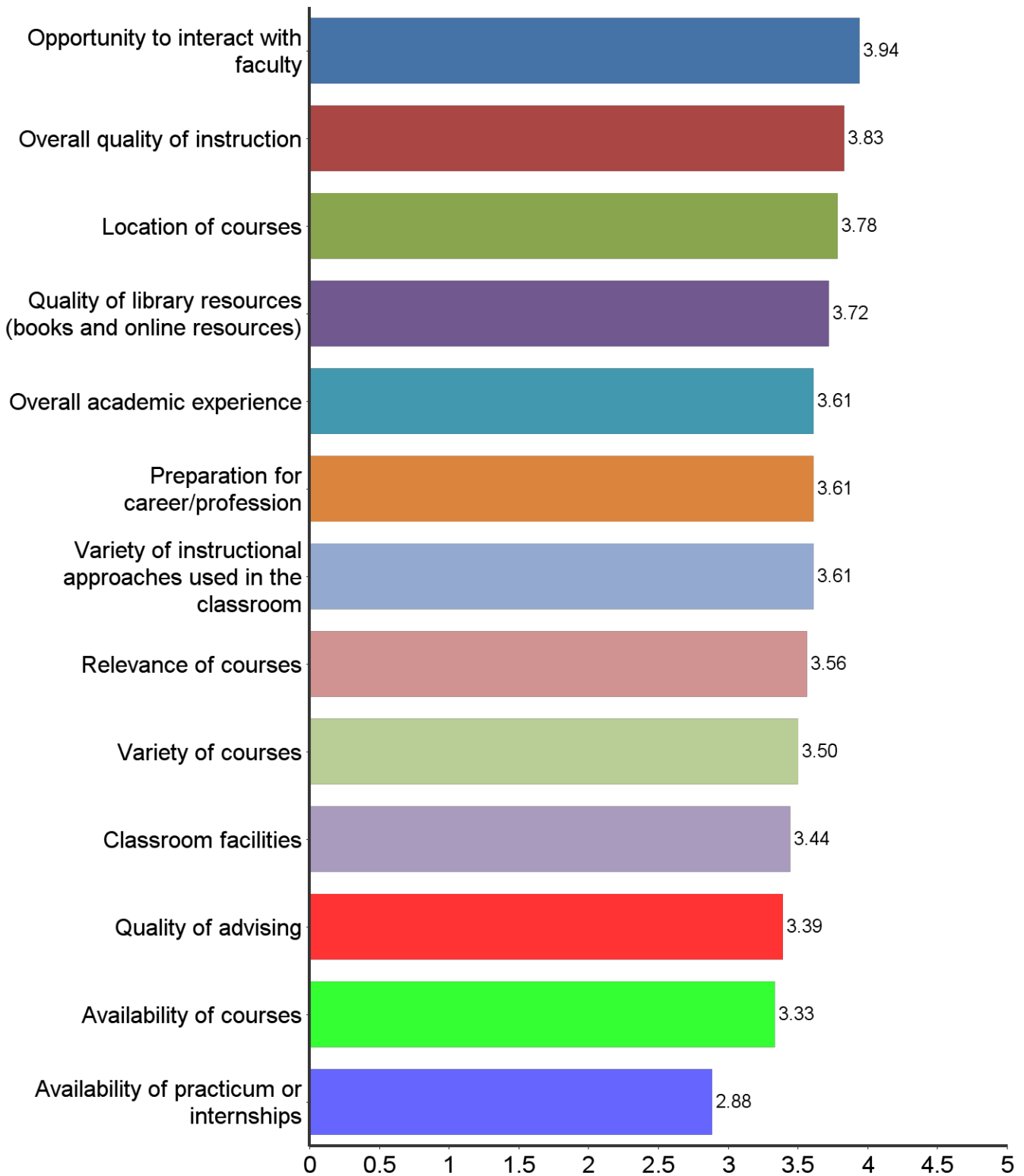
| Value | | Percent | Count | Percent |
|-------|-------|--|-------|---------|
| 1 | Yes |  | 1 | 5.3% |
| 2 | No |  | 18 | 94.7% |
| - | Total |  | 19 | 100.0% |

What Degree will you be receiving:



| Value | | Percent | Count | Percent |
|-------|-------|---------|-------|---------|
| 1 | MBA | | 18 | 94.7% |
| 2 | MSA | | 1 | 5.3% |
| 3 | Other | | | 0.0% |
| - | Total | | 19 | 100.0% |

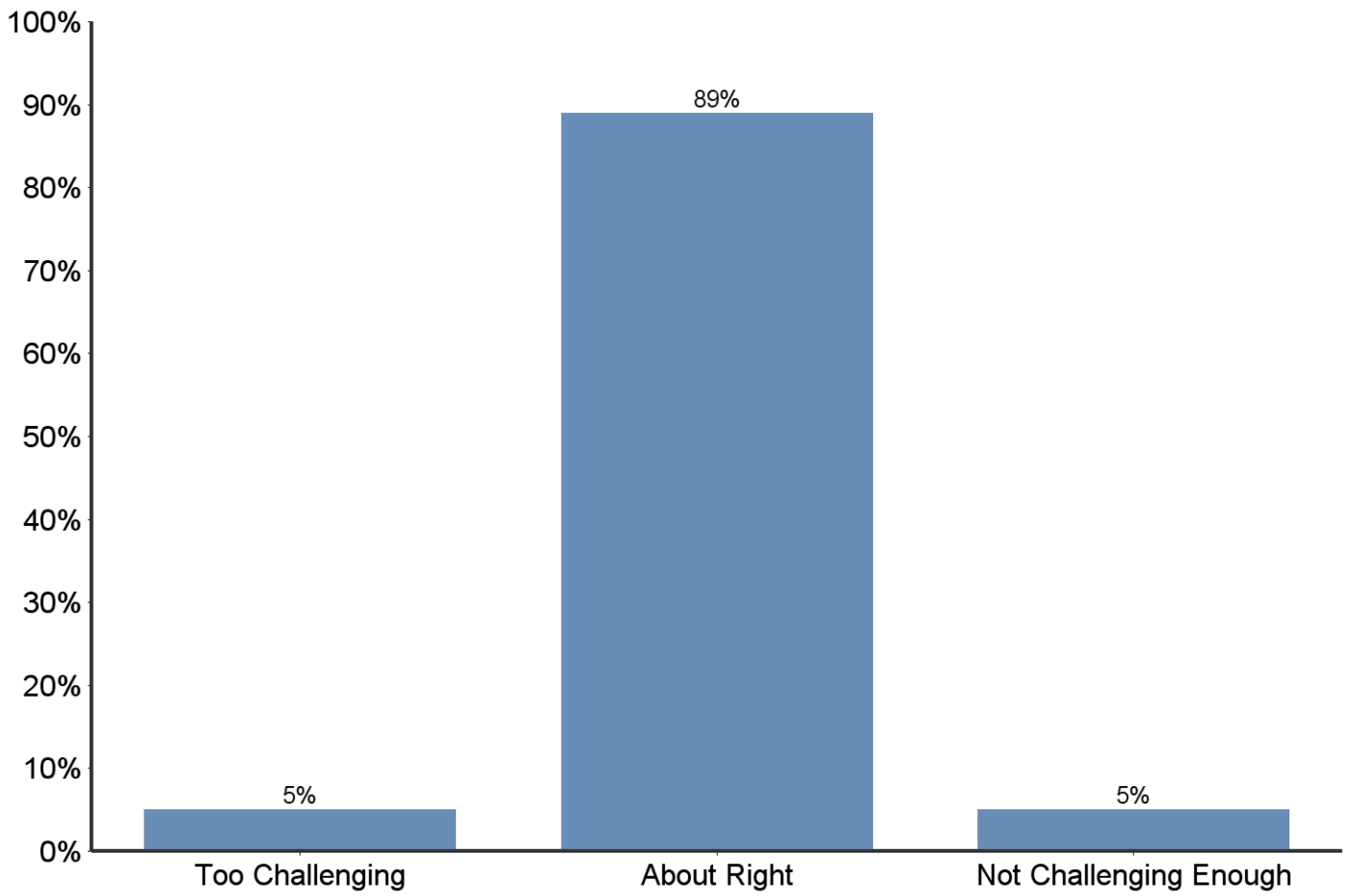
Please rate your level of satisfaction with the following aspects of your ACADEMIC experience:







Please rate your level of satisfaction with the following aspects of your ACADEMIC experience:

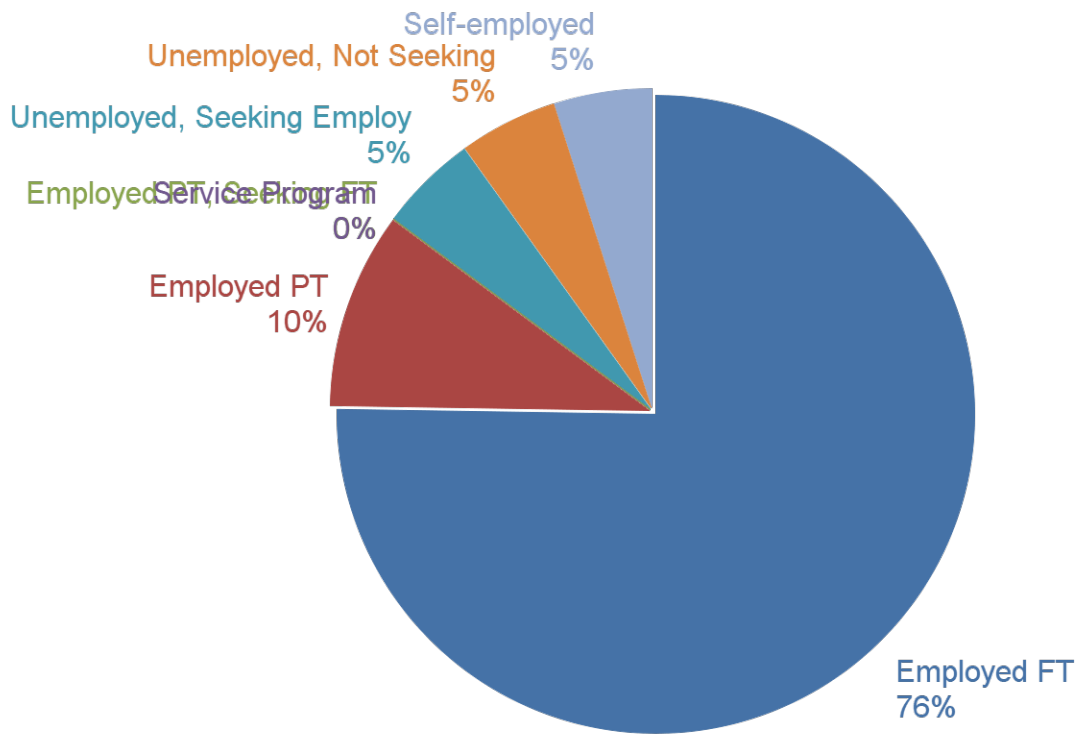
| # | Question | Very Satisfied | Somewhat satisfied | Somewhat dissatisfied | Very dissatisfied | Response | Average Value |
|----|---|----------------|--------------------|-----------------------|-------------------|----------|---------------|
| 1 | Availability of courses | 50.00% | 33.33% | 16.67% | - | 18 | 3.33 |
| 2 | Location of courses | 77.78% | 22.22% | - | - | 18 | 3.78 |
| 3 | Opportunity to interact with faculty | 94.44% | 5.56% | - | - | 18 | 3.94 |
| 4 | Relevance of courses | 66.67% | 22.22% | 11.11% | - | 18 | 3.56 |
| 5 | Classroom facilities | 50.00% | 44.44% | 5.56% | - | 18 | 3.44 |
| 6 | Availability of practicum or internships | 23.53% | 52.94% | 11.76% | 11.76% | 17 | 2.88 |
| 7 | Variety of instructional approaches used in the classroom | 61.11% | 38.89% | - | - | 18 | 3.61 |
| 8 | Variety of courses | 55.56% | 38.89% | 5.56% | - | 18 | 3.50 |
| 9 | Preparation for career/profession | 66.67% | 27.78% | 5.56% | - | 18 | 3.61 |
| 10 | Quality of library resources (books and online resources) | 72.22% | 27.78% | - | - | 18 | 3.72 |
| 11 | Overall quality of instruction | 83.33% | 16.67% | - | - | 18 | 3.83 |
| 12 | Quality of advising | 50.00% | 38.89% | 11.11% | - | 18 | 3.39 |
| 13 | Overall academic experience | 66.67% | 27.78% | 5.56% | - | 18 | 3.61 |

In general, how would you rate the academic rigor of your classes at Dominican?



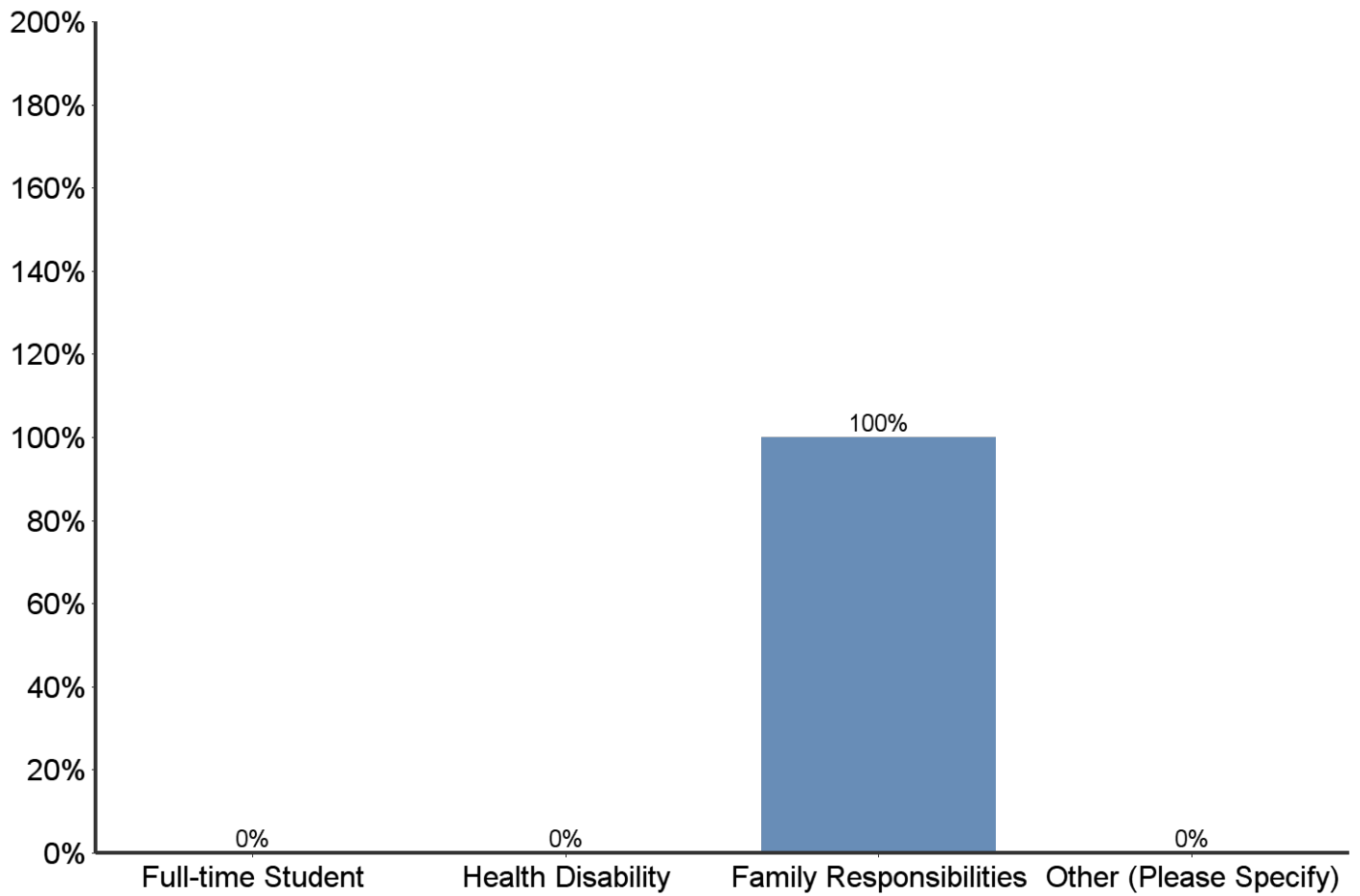
| Value | | Percent | Count | Percent |
|-------|------------------------|--|-------|---------|
| 1 | Too Challenging |  | 1 | 5.3% |
| 2 | About Right |  | 17 | 89.5% |
| 3 | Not Challenging Enough |  | 1 | 5.3% |
| - | Total |  | 19 | 100.0% |

What is your current employment status?



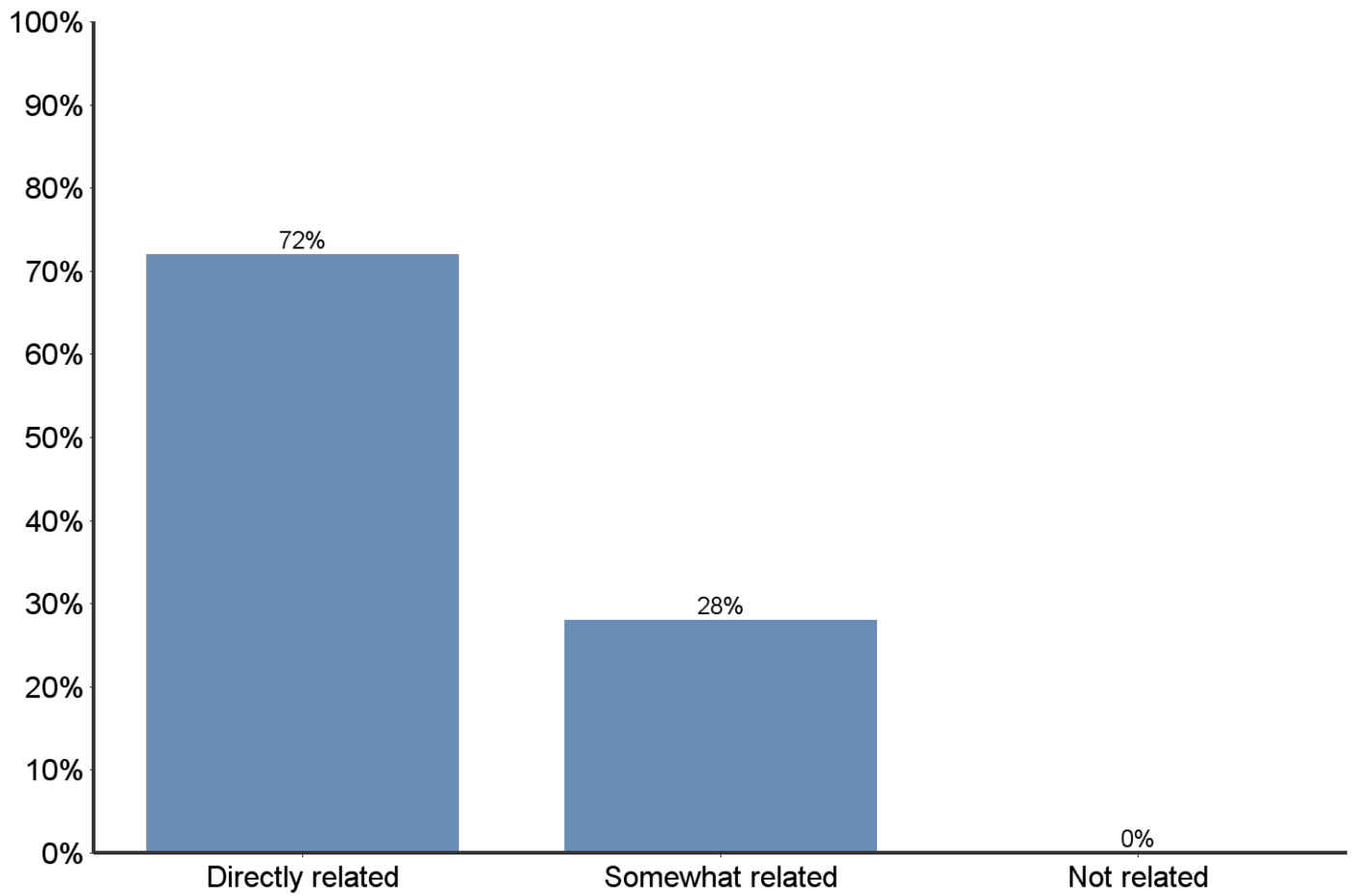
| Value | | Percent | Count | Percent |
|-------|---|------------------------------------|-------|---------|
| 1 | Employed full--time (30 hours or more per week) | <div style="width: 76.2%;"></div> | 16 | 76.2% |
| 2 | Employed part--time (less than 30 hours per week) | <div style="width: 9.5%;"></div> | 2 | 9.5% |
| 3 | Employed part--time and seeking full-time | <div style="width: 0.0%;"></div> | | 0.0% |
| 4 | Participating in postgraduate program | <div style="width: 0.0%;"></div> | | 0.0% |
| 7 | Self-employed | <div style="width: 4.8%;"></div> | 1 | 4.8% |
| 5 | Unemployed, seeking employment | <div style="width: 4.8%;"></div> | 1 | 4.8% |
| 6 | Unemployed, not seeking employment | <div style="width: 4.8%;"></div> | 1 | 4.8% |
| - | Total | <div style="width: 100.0%;"></div> | 21 | 100.0% |

If unemployed and not seeking employment, please indicate reason below:



| Value | | Percent | Count | Percent |
|-------|-------------------------|---------|-------|---------|
| 1 | Full-time Student | | | 0.0% |
| 2 | Health Disability | | | 0.0% |
| 3 | Family Responsibilities | | 1 | 100.0% |
| 4 | Other (Please Specify) | | | 0.0% |
| - | Total | | 1 | 100.0% |

How closely related is your current job to your major?

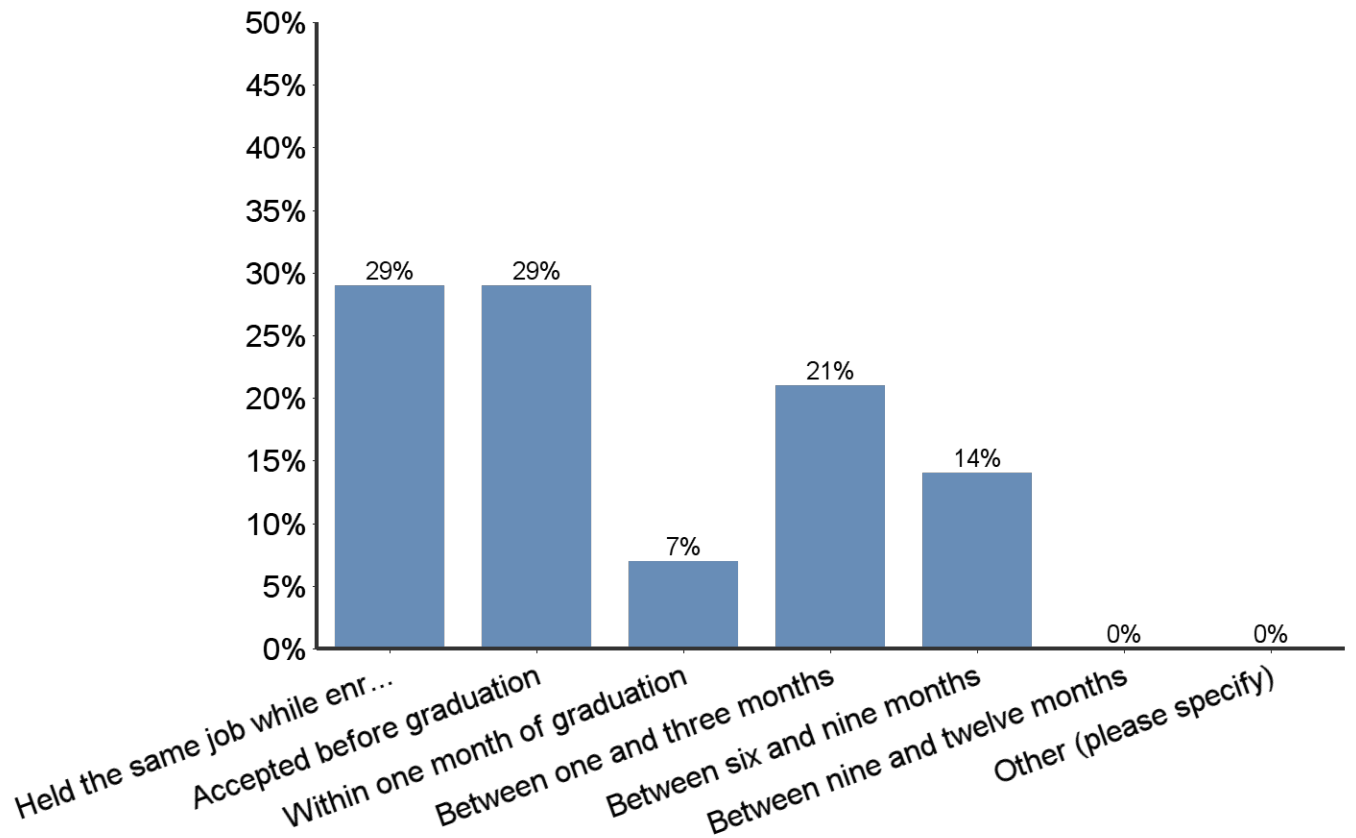


| Value | | Percent | Count | Percent |
|-------|------------------|---------|-------|---------|
| 3 | Directly related | | 13 | 72.2% |
| 2 | Somewhat related | | 5 | 27.8% |
| 1 | Not related | | | 0.0% |
| - | Total | | 18 | 100.0% |

What is your current ANNUAL SALARY? (in thousands, please use numbers only, no text)

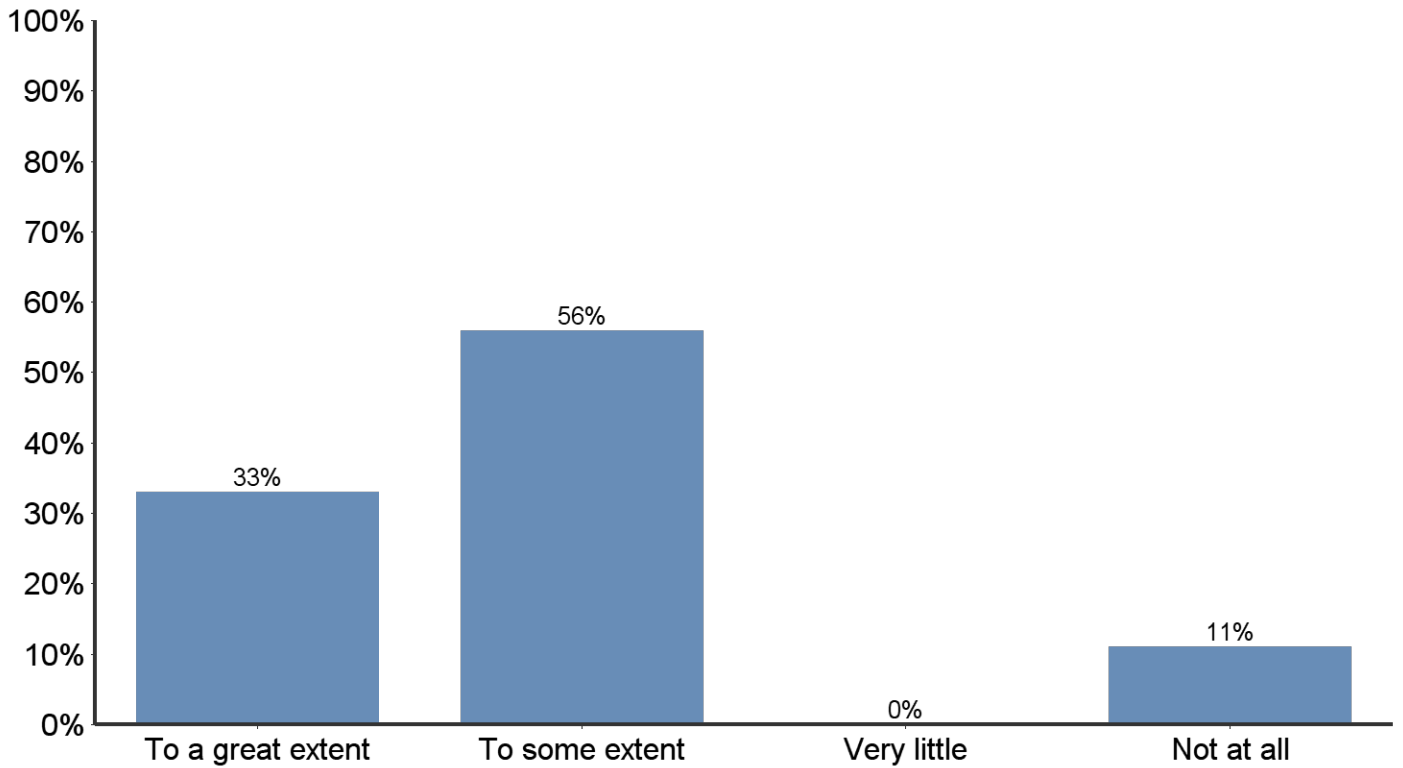
| Min Value | Max Value | Average Value | Total Responses | Total Respondents |
|-----------|-----------|---------------|-----------------|-------------------|
| 10000 | 120000 | 67050.00 | 10 | 22 |

Indicate the time frame between your graduation date and acceptance of your job:



| Value | | Percent | Count | Percent |
|-------|----------------------------------|---------|-------|---------|
| 1 | Held the same job while enrolled | | 4 | 28.6% |
| 2 | Accepted before graduation | | 4 | 28.6% |
| 3 | Within one month of graduation | | 1 | 7.1% |
| 4 | Between one and three months | | 3 | 21.4% |
| 5 | Between six and nine months | | 2 | 14.3% |
| 6 | Between nine and twelve months | | | 0.0% |
| 7 | Other (please specify) | | | 0.0% |
| - | Total | | 14 | 100.0% |

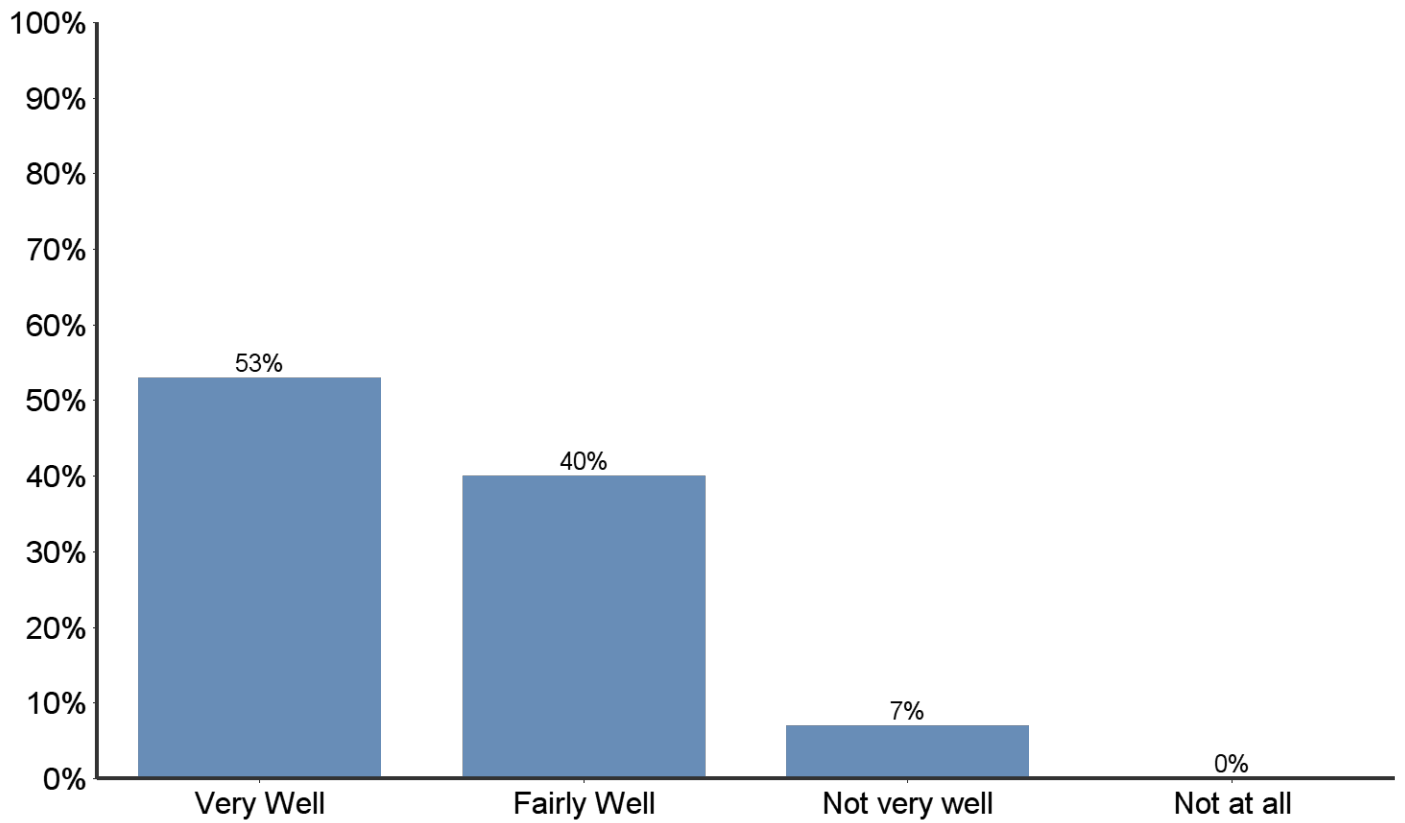
To what extent did Dominican assist you in finding a job?



| Value | | Percent | Count | Percent |
|-------|-------------------------|---------|-------|---------|
| 4 | To a great extent | | 3 | 33.3% |
| 3 | To some extent | | 5 | 55.6% |
| 2 | Very little | | | 0.0% |
| 1 | Not at all | | 1 | 11.1% |
| - | Did not seek assistance | | | 0.0% |
| - | Total | | 9 | 100.0% |

| Min Value | Max Value | Average Value | Variance | Standard Deviation | Total Responses | Total Respondents |
|-----------|-----------|---------------|----------|--------------------|-----------------|-------------------|
| 1 | 4 | 3.11 | 0.86 | 0.93 | 9 | 9 |

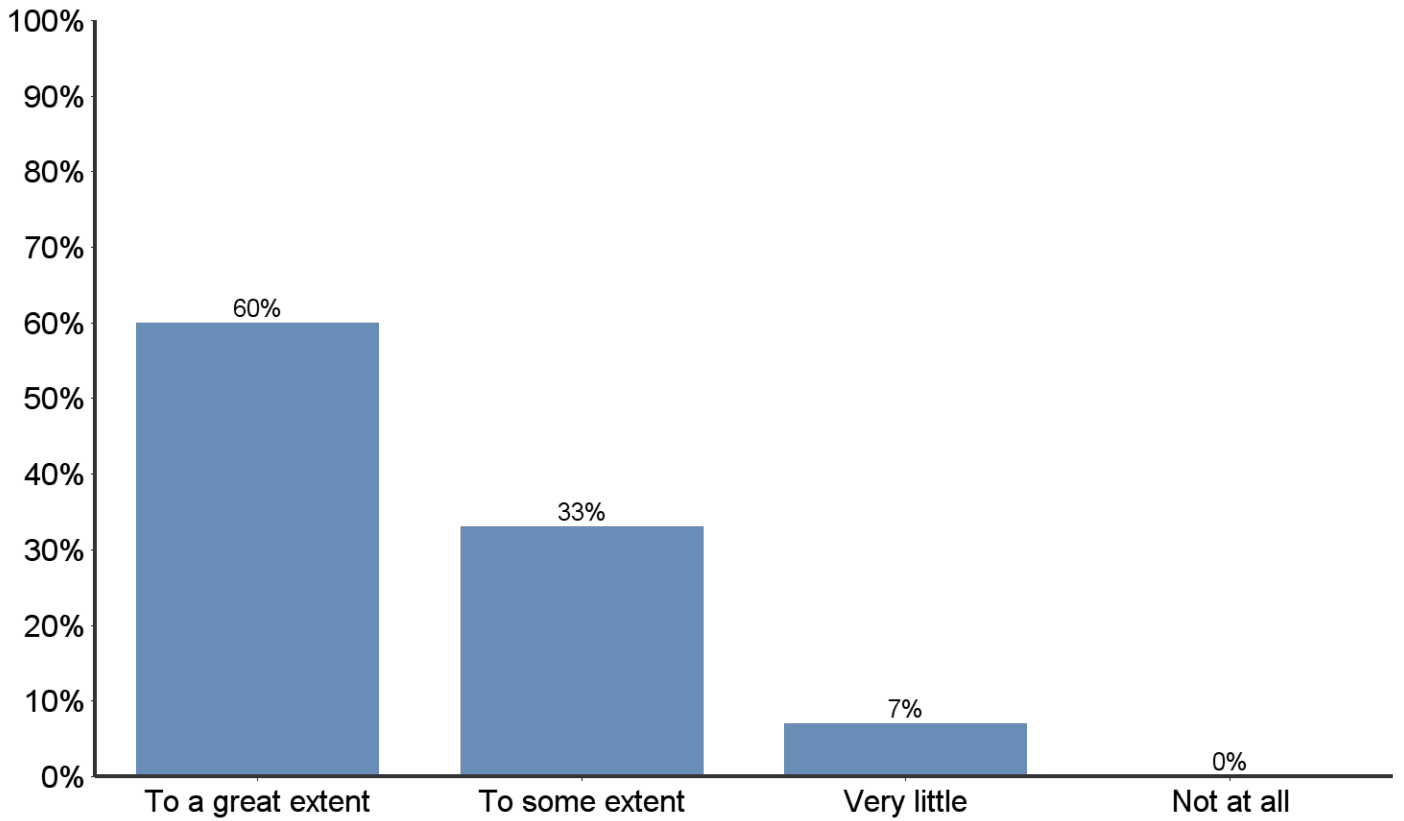
How well do you believe your degree program prepared you for your career?



| Value | | Percent | Count | Percent |
|-------|---------------|---------|-------|---------|
| 4 | Very Well | | 8 | 53.3% |
| 3 | Fairly Well | | 6 | 40.0% |
| 2 | Not very well | | 1 | 6.7% |
| 1 | Not at all | | | 0.0% |
| - | Total | | 15 | 100.0% |

| Min Value | Max Value | Average Value | Variance | Standard Deviation | Total Responses | Total Respondents |
|-----------|-----------|---------------|----------|--------------------|-----------------|-------------------|
| 2 | 4 | 3.47 | 0.41 | 0.64 | 15 | 15 |

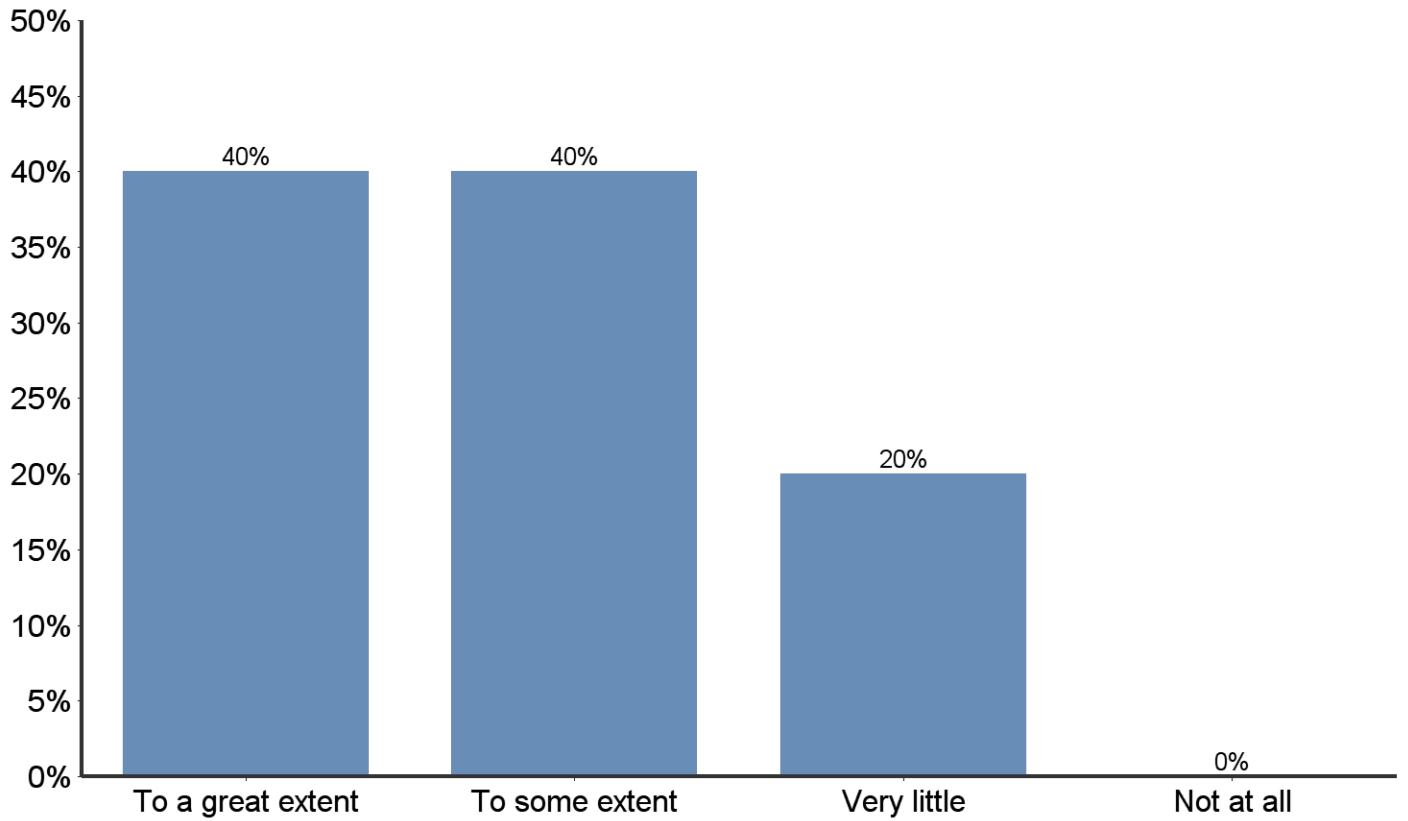
To what extent have you used the skills learned in your Dominican education in your current job?



| Value | | Percent | Count | Percent |
|-------|-------------------|---------|-------|---------|
| 4 | To a great extent | | 9 | 60.0% |
| 3 | To some extent | | 5 | 33.3% |
| 2 | Very little | | 1 | 6.7% |
| 1 | Not at all | | | 0.0% |
| - | Total | | 15 | 100.0% |

| Min Value | Max Value | Average Value | Variance | Standard Deviation | Total Responses | Total Respondents |
|-----------|-----------|---------------|----------|--------------------|-----------------|-------------------|
| 2 | 4 | 3.53 | 0.41 | 0.64 | 15 | 15 |

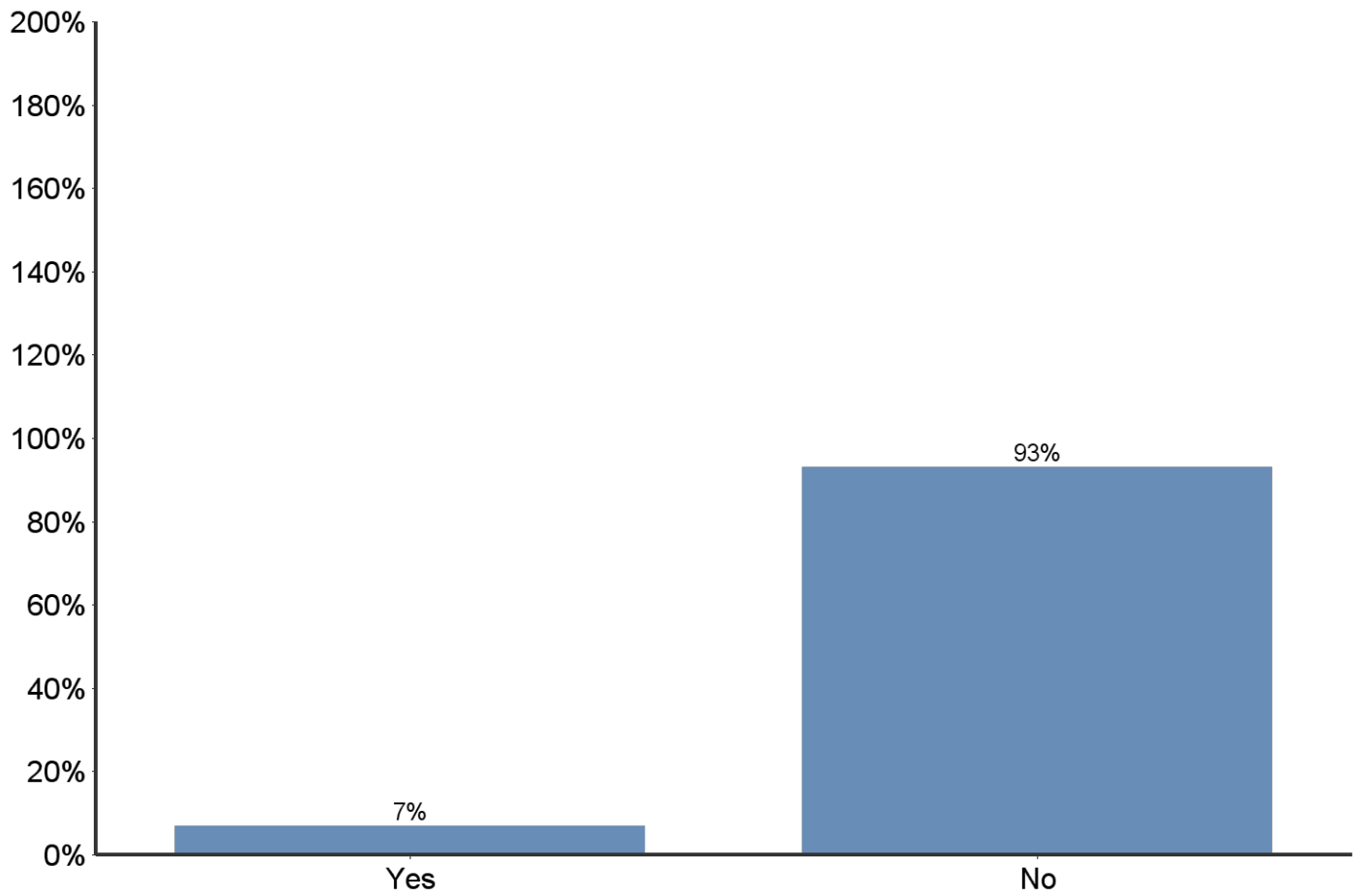
To what extent has Dominican's mission (truth, service, justice) influenced your career activities?



| Value | | Percent | Count | Percent |
|-------|-------------------|---------|-------|---------|
| 4 | To a great extent | | 6 | 40.0% |
| 3 | To some extent | | 6 | 40.0% |
| 2 | Very little | | 3 | 20.0% |
| 1 | Not at all | | | 0.0% |
| - | Total | | 15 | 100.0% |

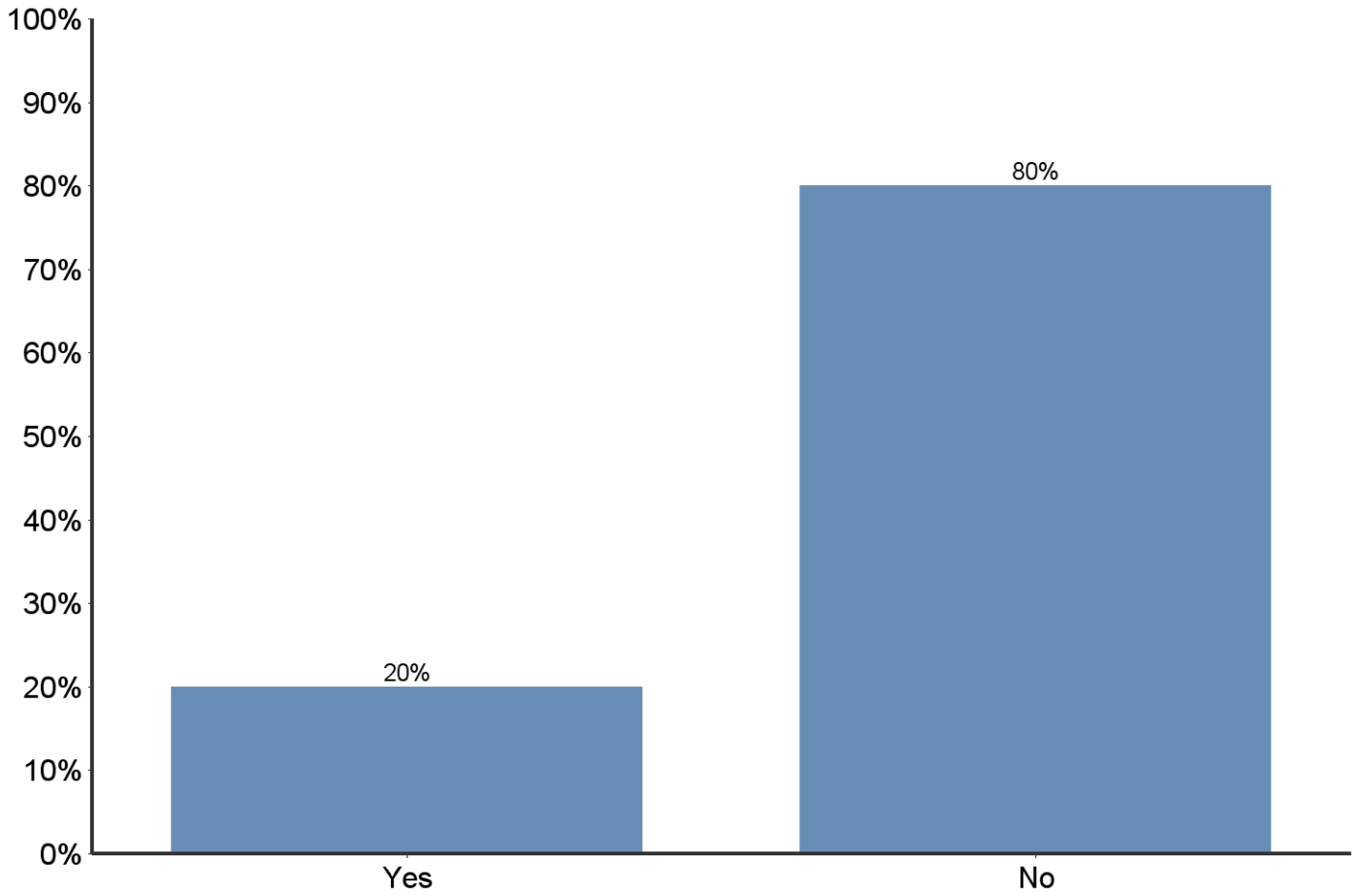
| Min Value | Max Value | Average Value | Variance | Standard Deviation | Total Responses | Total Respondents |
|-----------|-----------|---------------|----------|--------------------|-----------------|-------------------|
| 2 | 4 | 3.20 | 0.60 | 0.77 | 15 | 15 |

Did you receive a signing bonus?



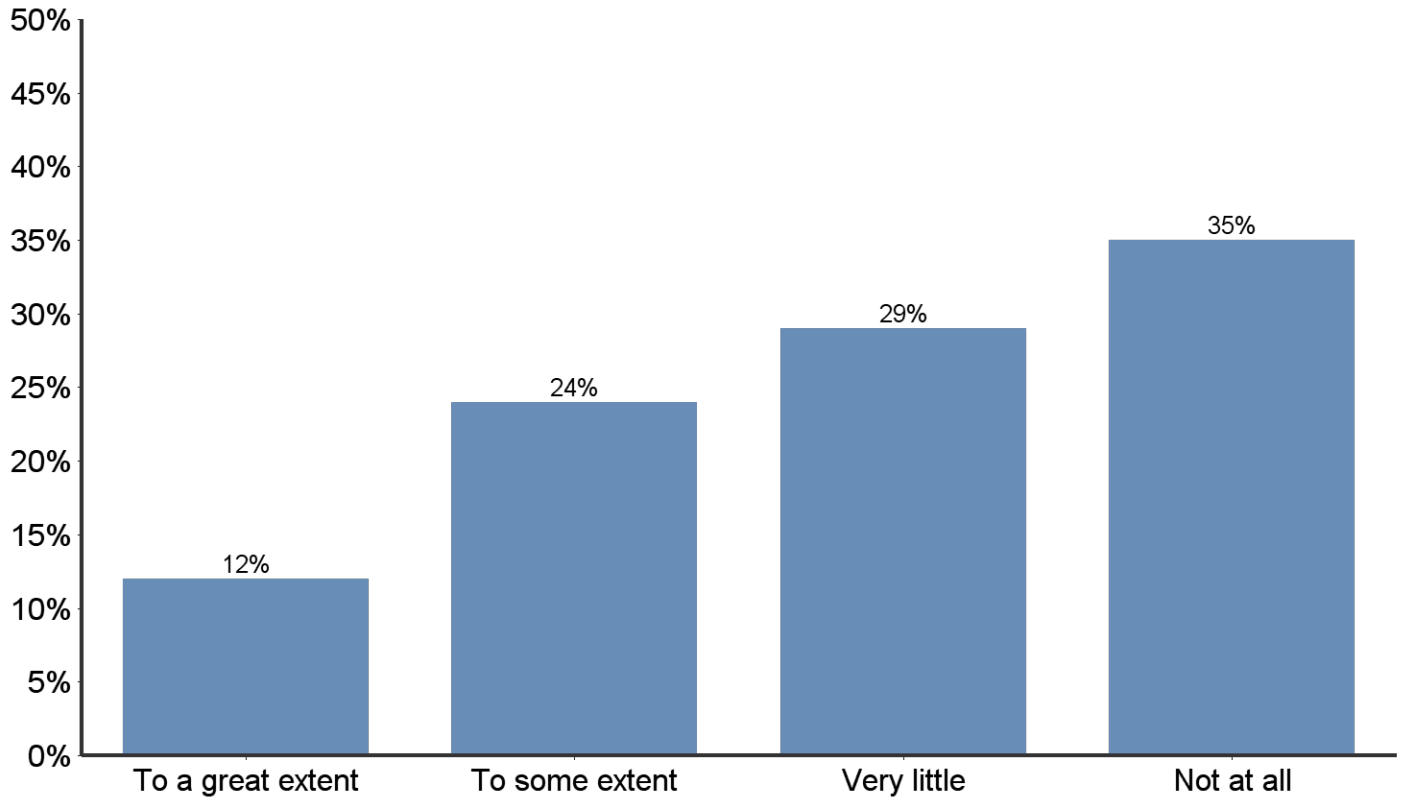
| Value | | Percent | Count | Percent |
|-------|-------|---------|-------|---------|
| 1 | Yes | | 1 | 6.7% |
| 3 | No | | 14 | 93.3% |
| - | Total | | 15 | 100.0% |

Did you receive any other guaranteed compensation from your employer upon accepting your position (beyond salary and signing bonus)?



| Value | | Percent | Count | Percent |
|-------|-------|---------|-------|---------|
| 1 | Yes | | 3 | 20.0% |
| 3 | No | | 12 | 80.0% |
| - | Total | | 15 | 100.0% |

To what extent were you an active member of the Dominican community? (such as participating in extracurricular activities, attending campus events and lectures, etc.)

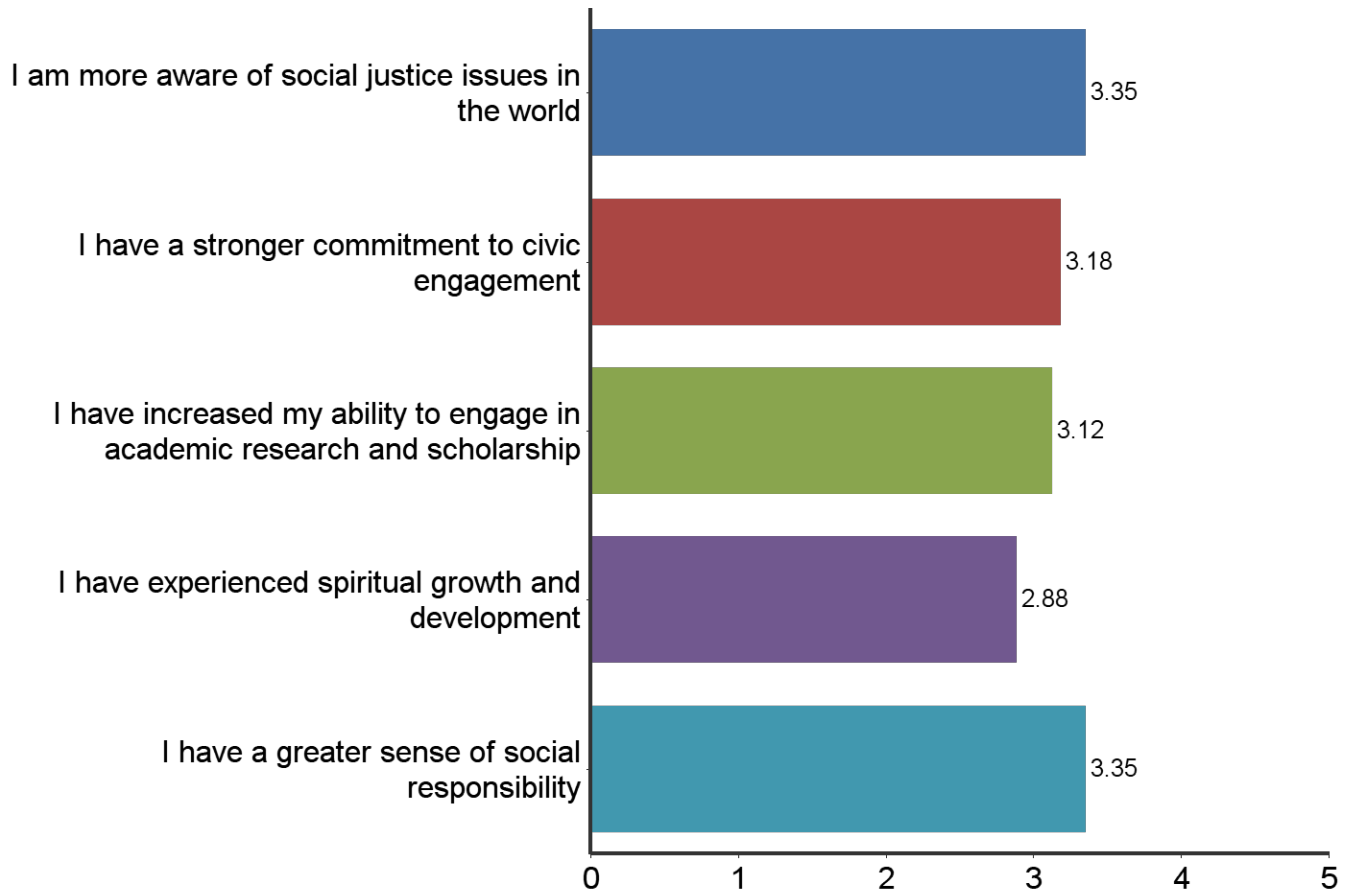


| Value | | Percent | Count | Percent |
|-------|-------------------|---------|-------|---------|
| 4 | To a great extent | | 2 | 11.8% |
| 3 | To some extent | | 4 | 23.5% |
| 2 | Very little | | 5 | 29.4% |
| 1 | Not at all | | 6 | 35.3% |
| - | Total | | 17 | 100.0% |

| Min Value | Max Value | Average Value | Variance | Standard Deviation | Total Responses | Total Respondents |
|-----------|-----------|---------------|----------|--------------------|-----------------|-------------------|
| 1 | 4 | 2.12 | 1.11 | 1.05 | 17 | 17 |

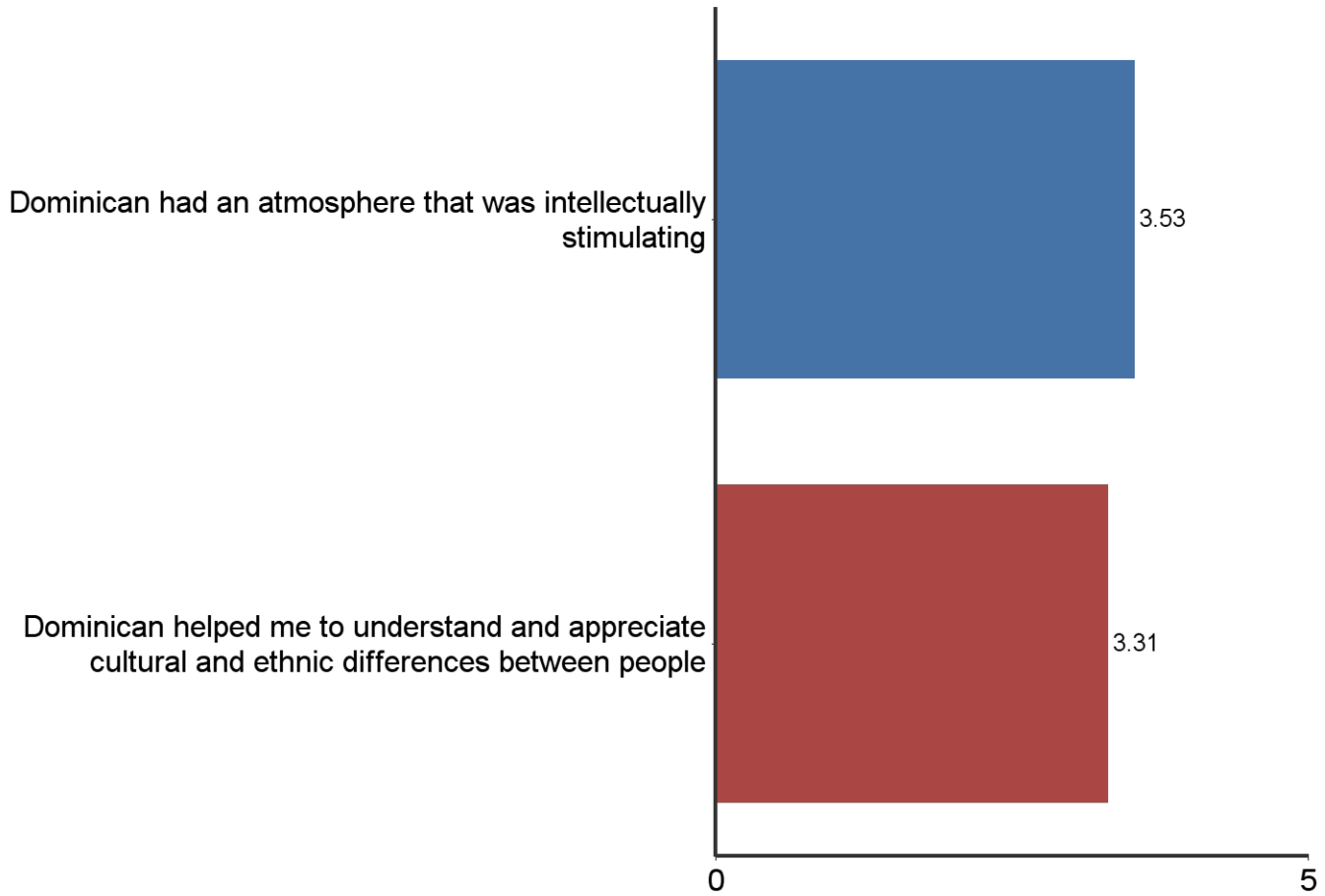
Please rate the following statements concerning your Dominican experience.

As a result of my experience at Dominican University, I feel that...



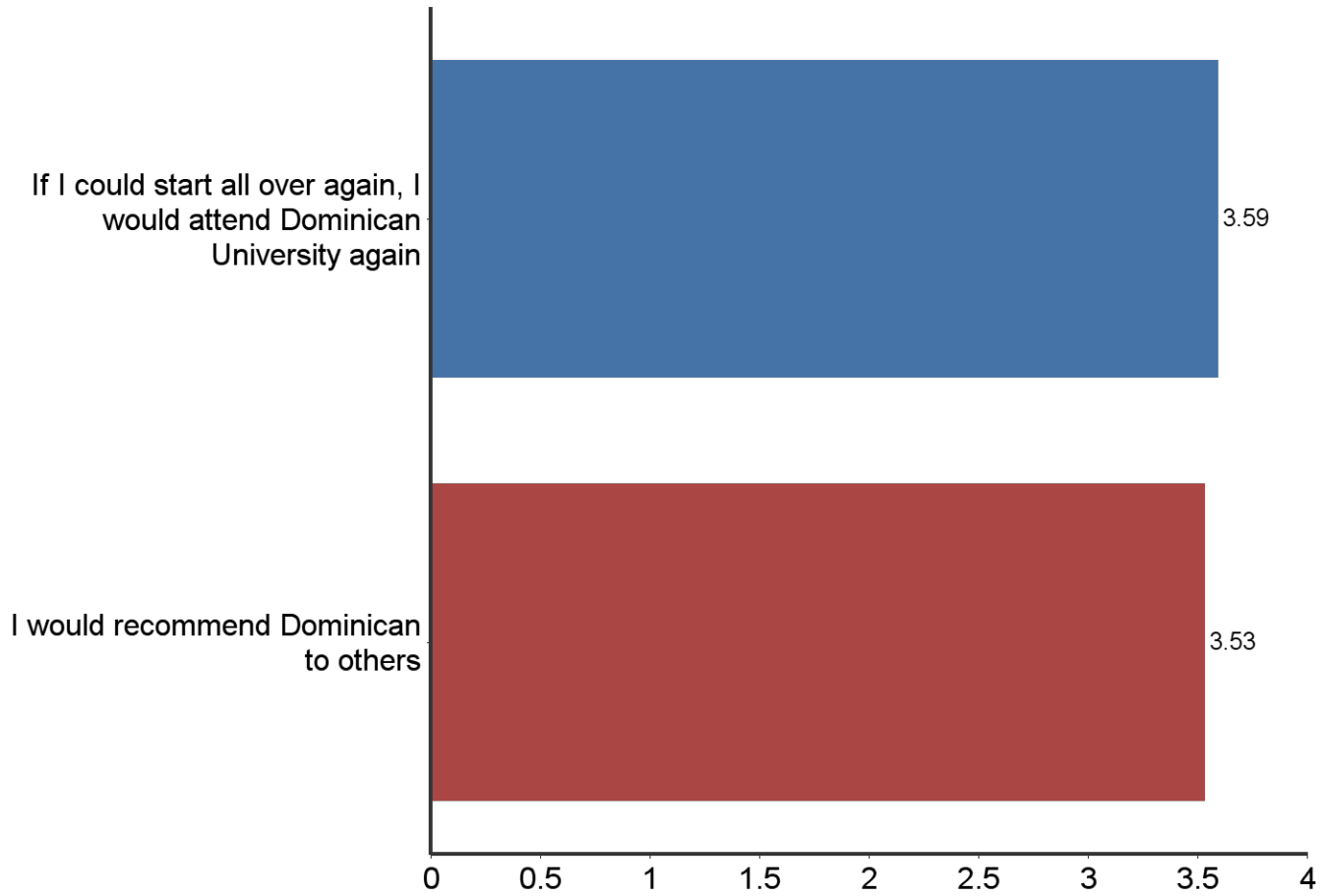
| # | Question | To a great extent | Somewhat | To a lesser extent | Not at all | Response | Average Value |
|---|--|-------------------|----------|--------------------|------------|----------|---------------|
| 1 | I am more aware of social justice issues in the world | 41.18% | 52.94% | 5.88% | - | 17 | 3.35 |
| 2 | I have a stronger commitment to civic engagement | 29.41% | 58.82% | 11.76% | - | 17 | 3.18 |
| 3 | I have increased my ability to engage in academic research and scholarship | 35.29% | 47.06% | 11.76% | 5.88% | 17 | 3.12 |
| 4 | I have experienced spiritual growth and development | 17.65% | 64.71% | 5.88% | 11.76% | 17 | 2.88 |
| 5 | I have a greater sense of social responsibility | 47.06% | 47.06% | - | 5.88% | 17 | 3.35 |

Please rate your level of agreement with the following about Dominican University:



| # | Question | Strongly Agree | Somewhat Agree | Somewhat Disagree | Strongly Disagree | Response | Average Value |
|---|---|----------------|----------------|-------------------|-------------------|----------|---------------|
| 1 | Dominican had an atmosphere that was intellectually stimulating | 64.71% | 23.53% | 11.76% | - | 17 | 3.53 |
| 2 | Dominican helped me to understand and appreciate cultural and ethnic differences between people | 50.00% | 37.50% | 6.25% | 6.25% | 16 | 3.31 |

Please rate your level of agreement with the following about your overall experience at Dominican:



| # | Question | Strongly Agree | Somewhat Agree | Somewhat Disagree | Strongly Disagree | Response | Average Value |
|---|--|----------------|----------------|-------------------|-------------------|----------|---------------|
| 1 | If I could start all over again, I would attend Dominican University again | 70.59% | 17.65% | 11.76% | - | 17 | 3.59 |
| 2 | I would recommend Dominican to others | 58.82% | 35.29% | 5.88% | - | 17 | 3.53 |