



# 7 Healthcare Practitioners and Technical Occupations in Chicago-Naperville-Elgin, IL-IN-WI

# Contents

What is Emsi Data? .....	1
Report Parameters .....	2
Executive Summary .....	3
Jobs .....	4
Compensation .....	6
Job Posting Activity .....	7
Demographics .....	12
Occupational Programs .....	14

## What is Emsi Data?

Emsi data is a hybrid dataset derived from official government sources such as the US Census Bureau, Bureau of Economic Analysis, and Bureau of Labor Statistics. Leveraging the unique strengths of each source, our data modeling team creates an authoritative dataset that captures more than 99% of all workers in the United States. This core offering is then enriched with data from online social profiles, resumés, and job postings to give you a complete view of the workforce.

Emsi data is frequently cited in major publications such as *The Atlantic*, *Forbes*, *Harvard Business Review*, *The New York Times*, *The Wall Street Journal*, and *USA Today*.



## Report Parameters

### 7 Occupations

29-1071	Physician Assistants	29-2051	Dietetic Technicians
29-1031	Dietitians and Nutritionists	29-2098	Medical Dosimetrists, Medical Records Specialists, and Health Technologists and Technicians, All Other
29-1141	Registered Nurses	29-9098	Health Information Technologists, Medical Registrars, Surgical Assistants, and Healthcare
29-2018	Clinical Laboratory Technologists and Technicians		

### 1 MSA

16980	Chicago-Naperville-Elgin, IL-IN-WI
-------	------------------------------------

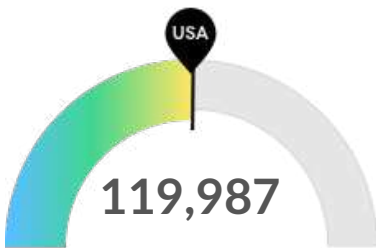
### Class of Worker

QCEW Employees

The information in this report pertains to the chosen occupations and geographical area.

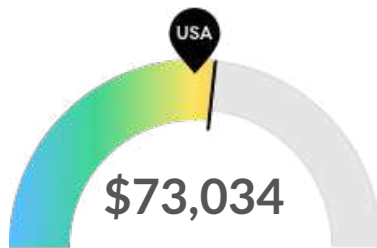
## Executive Summary

### Light Job Posting Demand Over an Average Supply of Regional Jobs



**Jobs (2021)**

Chicago-Naperville-Elgin, IL-IN-WI is about average for this kind of job. The national average for an area this size is 118,772\* employees, while there are 119,987 here.



**Compensation**

Earnings are about average in Chicago-Naperville-Elgin, IL-IN-WI. The national median salary for your occupations is \$71,492, compared to \$73,034 here.



**Job Posting Demand**

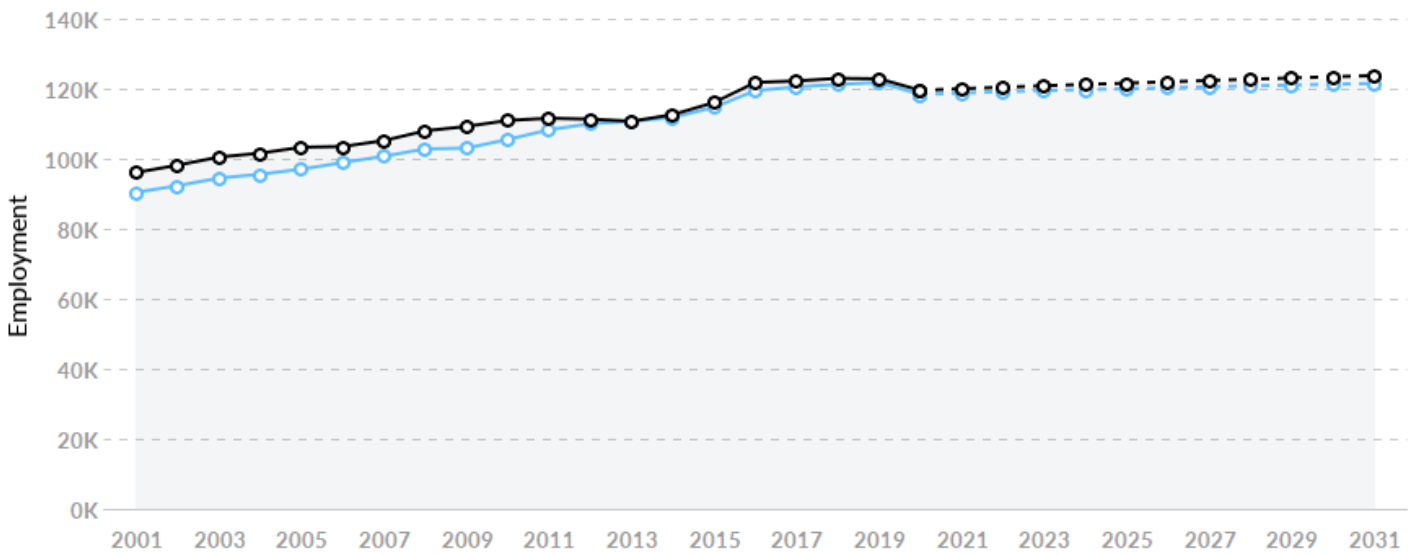
Job posting activity is low in Chicago-Naperville-Elgin, IL-IN-WI. The national average for an area this size is 26,404\* job postings/mo, while there are 16,688 here.

\*National average values are derived by taking the national value for your occupations and scaling it down to account for the difference in overall workforce size between the nation and Chicago-Naperville-Elgin, IL-IN-WI. In other words, the values represent the national average adjusted for region size.

# Jobs

## Regional Employment Is About Equal to the National Average

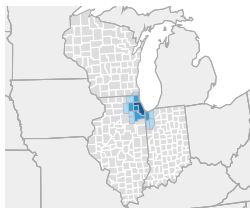
An average area of this size typically has 118,772\* jobs, while there are 119,987 here.



Region	2021 Jobs	2026 Jobs	Change	% Change
● Chicago-Naperville-Elgin, IL-IN-WI	119,987	121,960	1,974	1.6%
● National Average	118,772	120,277	1,505	1.3%

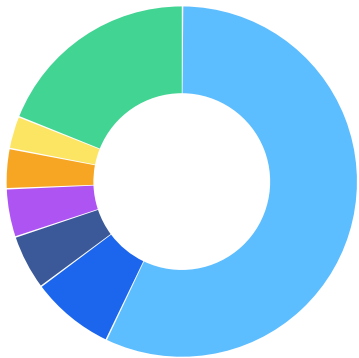
\*National average values are derived by taking the national value for your occupations and scaling it down to account for the difference in overall workforce size between the nation and Chicago-Naperville-Elgin, IL-IN-WI. In other words, the values represent the national average adjusted for region size.

## Regional Breakdown



County	2021 Jobs
Cook County, IL	76,499
DuPage County, IL	13,834
Lake County, IN	7,107
Lake County, IL	6,449
Kane County, IL	4,661

## Most Jobs are Found in the General Medical and Surgical Hospitals Industry Sector

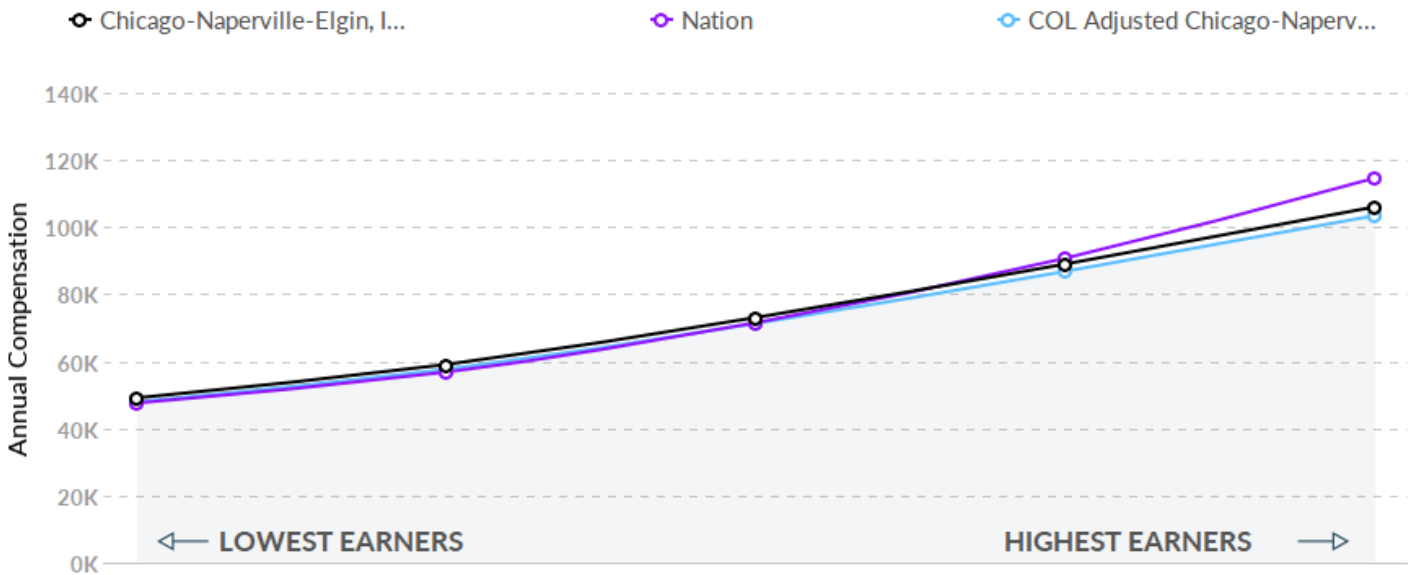


Industry	% of Occupation in Industry (2021)
General Medical and Surgical Hospitals	57.0%
Offices of Physicians	7.7%
Nursing Care Facilities (Skilled Nursing Facilities)	5.1%
Home Health Care Services	4.5%
Outpatient Care Centers	3.7%
Education and Hospitals (Local Government)	3.0%
Other	19.0%

# Compensation

## Regional Compensation Is 2% Higher Than National Compensation

For your occupations, the 2020 median wage in Chicago-Naperville-Elgin, IL-IN-WI is \$73,034, while the national median wage is \$71,492.





## Job Posting Activity



### 63,920 Unique Job Postings

The number of unique postings for this job from Jan 2021 to Sep 2021.



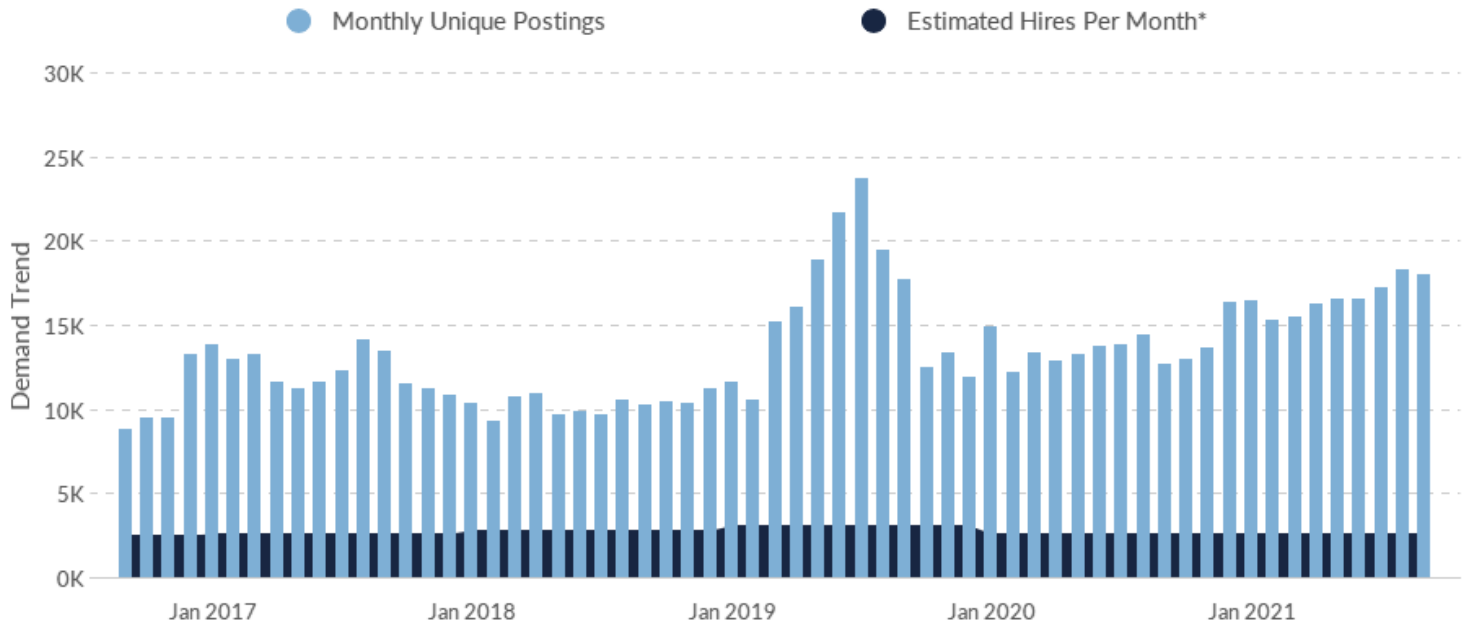
### 3,554 Employers Competing

All employers in the region who posted for this job from Jan 2021 to Sep 2021.























### 30 Day Median Duration

Posting duration is 1 day longer than what's typical in the region.

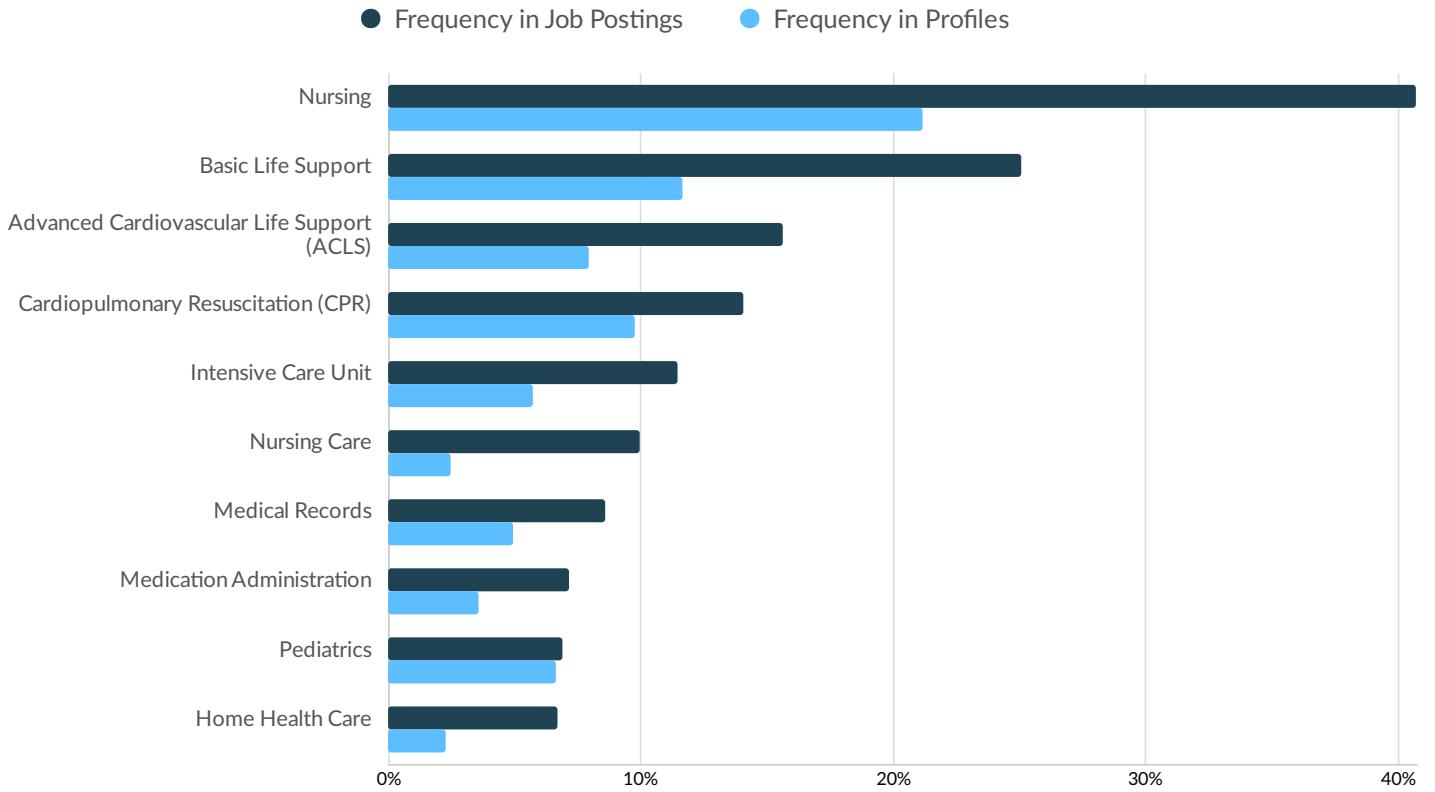


Occupation	Avg Monthly Postings (Jan 2021 - Sep 2021)	Avg Monthly Hires (Jan 2021 - Sep 2021)
Registered Nurses	13,866	1,898
Medical Dosimetrists, Medical Records Specialists, and Health Technologists and Technicians, All Other	1,027	234
Clinical Laboratory Technologists and Technicians	1,122	264
Physician Assistants	461	74
Dietitians and Nutritionists	183	55
Dietetic Technicians	22	37
Health Information Technologists, Medical Registrars, Surgical Assistants, and Healthcare Practitioners and Technical Workers,	7	49

\*A hire is reported by the Quarterly Workforce Indicators when an individual's Social Security Number appears on a company's payroll and was not there the quarter before. Emsi hires are calculated using a combination of Emsi jobs data, information on separation rates from the Bureau of Labor Statistics (BLS), and industry-based hires data from the Census Bureau.

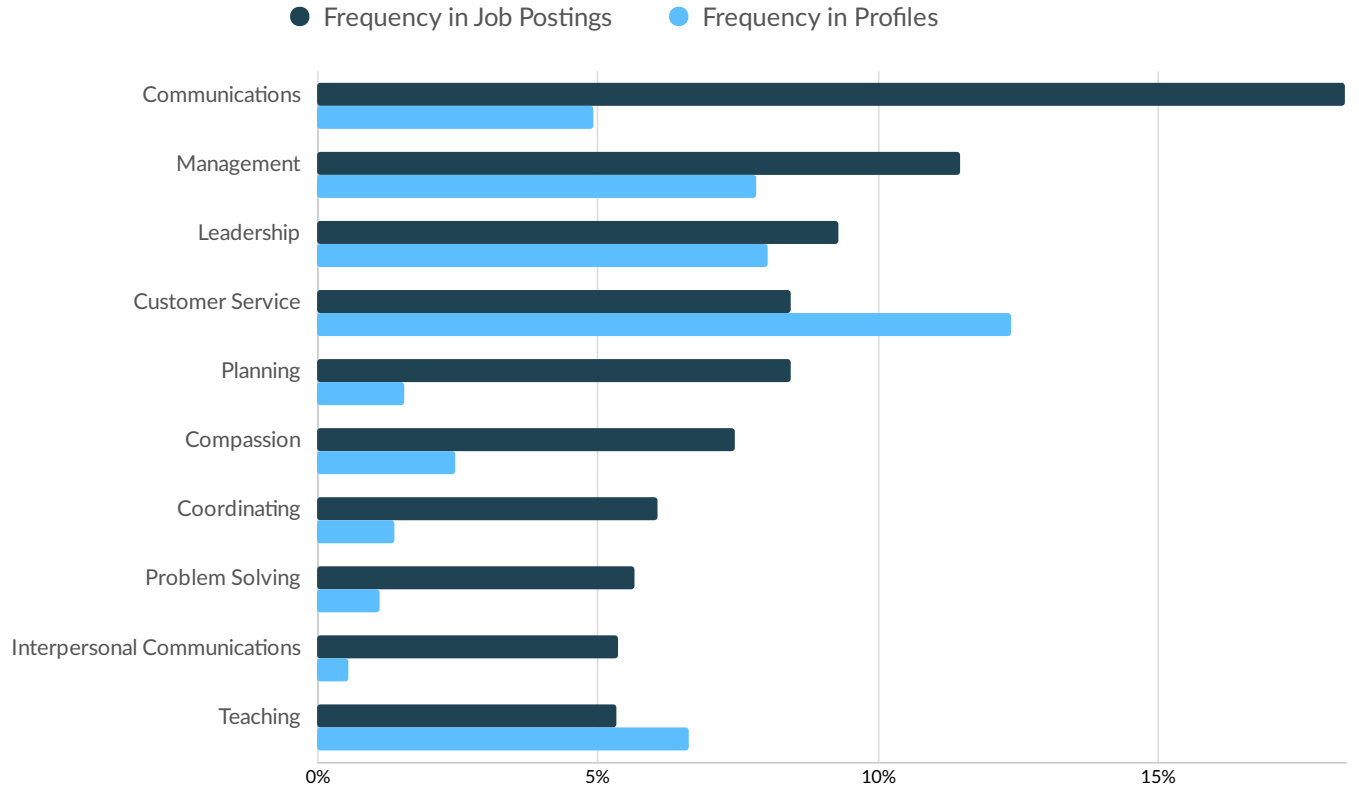
Top Companies	Unique Postings	Top Job Titles	Unique Postings
Soliant Health, Inc	2,117 	Registered Nurses	4,489 
Sunbelt Staffing, LLC	1,742 	School Nurses	1,831 
Northwestern Memorial Hospital	1,705 	Medical Surgical Travel Register...	1,540 
TotalMed, Inc.	1,150 	ICU Registered Nurses	1,406 
Truststaff Management, Inc.	1,100 	Home Health Registered Nurses	1,139 
Emerald Health Network, Inc.	1,088 	Medical Surgical Registered Nur...	1,088 
American Traveler, Inc.	1,020 	Operating Room Registered Nur...	880 
AMITA Health	994 	Telemetry Travel Registered Nur...	847 
Procare Therapy , Inc.	850 	ICU Travel Registered Nurses	731 
University of Illinois At Chicago	759 	Emergency Room Registered Nu...	703 

## Top Hard Skills



Skills	Postings	% of Total Postings	Profiles	% of Total Profiles
Nursing	26,030	41%	17,884	21%
Basic Life Support	16,043	25%	9,869	12%
Advanced Cardiovascular Life Support (ACLS)	9,981	16%	6,721	8%
Cardiopulmonary Resuscitation (CPR)	8,999	14%	8,286	10%
Intensive Care Unit	7,339	11%	4,829	6%
Nursing Care	6,353	10%	2,080	2%
Medical Records	5,480	9%	4,179	5%
Medication Administration	4,596	7%	3,020	4%
Pediatrics	4,398	7%	5,619	7%
Home Health Care	4,274	7%	1,948	2%

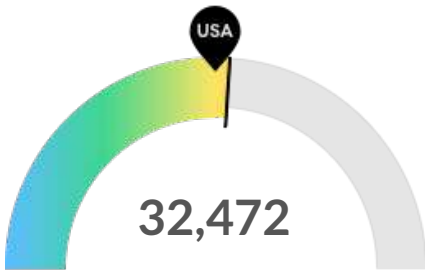
## Top Common Skills



Skills	Postings	% of Total Postings	Profiles	% of Total Profiles
Communications	11,730	18%	4,182	5%
Management	7,333	11%	6,625	8%
Leadership	5,954	9%	6,793	8%
Customer Service	5,411	8%	10,474	12%
Planning	5,411	8%	1,306	2%
Compassion	4,764	7%	2,077	2%
Coordinating	3,890	6%	1,161	1%
Problem Solving	3,623	6%	944	1%
Interpersonal Communications	3,435	5%	476	1%
Teaching	3,407	5%	5,607	7%

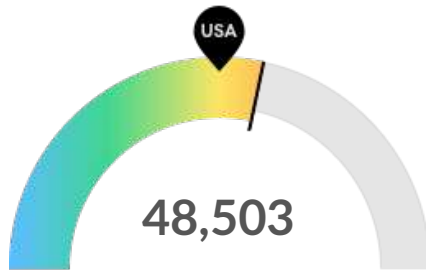
# Demographics

## Retirement Risk Is About Average, While Overall Diversity Is High



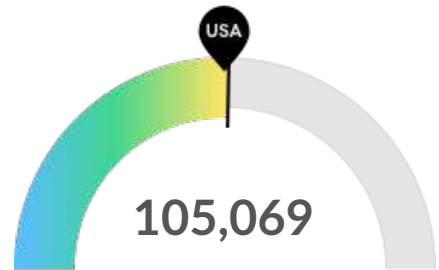
**Retiring Soon**

Retirement risk is about average in Chicago-Naperville-Elgin, IL-IN-WI. The national average for an area this size is 30,504\* employees 55 or older, while there are 32,472 here.



**Racial Diversity**

Racial diversity is high in Chicago-Naperville-Elgin, IL-IN-WI. The national average for an area this size is 40,142\* racially diverse employees, while there are 48,503 here.

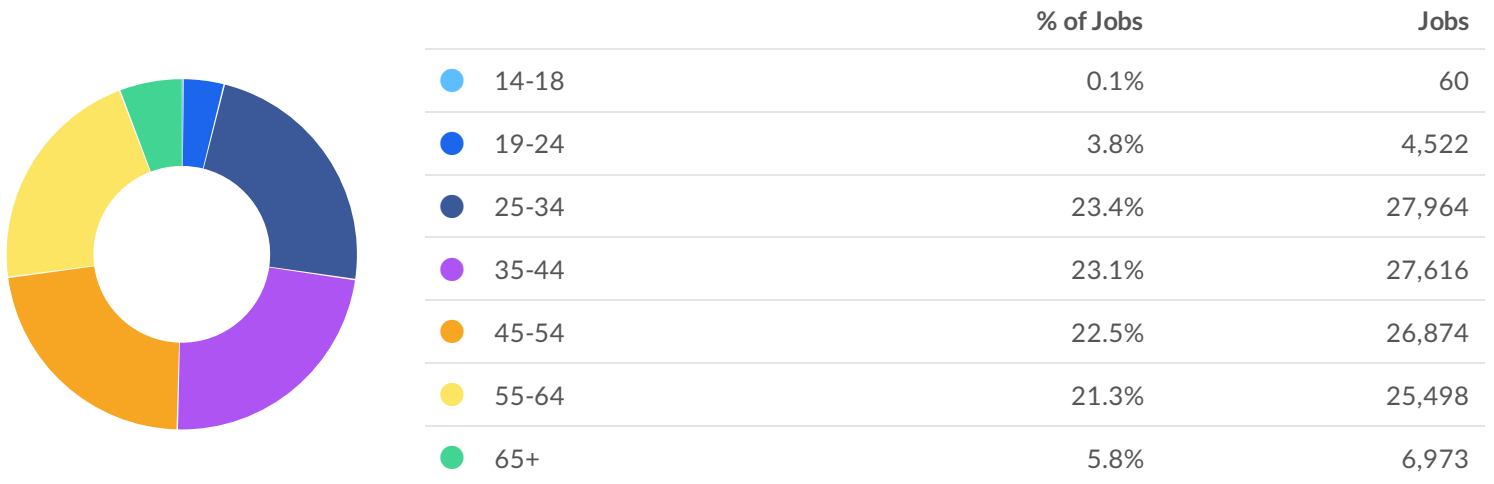


**Gender Diversity**

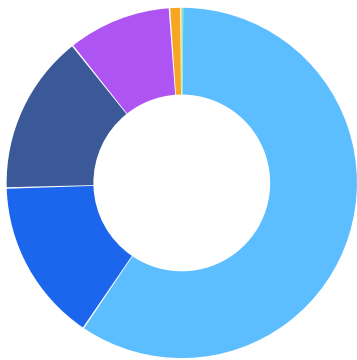
Gender diversity is about average in Chicago-Naperville-Elgin, IL-IN-WI. The national average for an area this size is 103,137\* female employees, while there are 105,069 here.

\*National average values are derived by taking the national value for your occupations and scaling it down to account for the difference in overall workforce size between the nation and Chicago-Naperville-Elgin, IL-IN-WI. In other words, the values represent the national average adjusted for region size.

## Occupation Age Breakdown

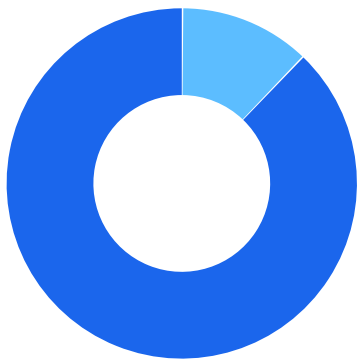


### Occupation Race/Ethnicity Breakdown



	% of Jobs	Jobs
White	59.4%	71,005
Black or African American	15.1%	17,993
Asian	14.8%	17,640
Hispanic or Latino	9.6%	11,445
Two or More Races	1.0%	1,251
American Indian or Alaska Native	0.1%	109
Native Hawaiian or Other Pacific Islander	0.1%	65

### Occupation Gender Breakdown



	% of Jobs	Jobs
Males	12.1%	14,439
Females	87.9%	105,069

## Occupational Programs



**65 Programs**

Of the programs that can train for this job, 65 have produced completions in the last 5 years.



**27,258 Completions (2020)**

The completions from all regional institutions for all degree types.



**6,618 Openings (2020)**

The average number of openings for an occupation in the region is 593.

CIP Code	Top Programs	Completions (2020)
51.3801	Registered Nursing/Registered Nurse	13,705
30.0101	Biological and Physical Sciences	3,306
51.3805	Family Practice Nurse/Nursing	2,561
51.0707	Health Information/Medical Records Technology/Technician	1,672
51.3818	Nursing Practice	785
51.3899	Registered Nursing, Nursing Administration, Nursing Resear...	585
51.3808	Nursing Science	546
51.0000	Health Services/Allied Health/Health Sciences, General	415
51.0911	Radiologic Technology/Science - Radiographer	318
51.1009	Phlebotomy Technician/Phlebotomist	313



Top Schools	Completions (2020)
Chamberlain University-Illinois	11,910 
DeVry University-Illinois	1,551 
University of Illinois Chicago	796 
Moraine Valley Community College	771 
Purdue University Northwest	737 
Loyola University Chicago	683 
William Rainey Harper College	633 
Rush University	543 
Resurrection University	505 
Northern Illinois University	504 

## Appendix A - Data Sources and Calculations

### Location Quotient

Location quotient (LQ) is a way of quantifying how concentrated a particular industry, cluster, occupation, or demographic group is in a region as compared to the nation. It can reveal what makes a particular region unique in comparison to the national average.

### Occupation Data

Emsi occupation employment data are based on final Emsi industry data and final Emsi staffing patterns. Wage estimates are based on Occupational Employment Statistics (QCEW and Non-QCEW Employees classes of worker) and the American Community Survey (Self-Employed and Extended Proprietors). Occupational wage estimates are also affected by county-level Emsi earnings by industry.

### Staffing Patterns Data

The staffing pattern data in this report are compiled from several sources using a specialized process. For QCEW and Non-QCEW Employees classes of worker, sources include Occupational Employment Statistics, the National Industry-Occupation Employment Matrix, and the American Community Survey. For the Self-Employed and Extended Proprietors classes of worker, the primary source is the American Community Survey, with a small amount of information from Occupational Employment Statistics.

### Cost of Living Data

Emsi's cost of living data is based on the Cost of Living Index published by the Council for Community and Economic Research (C2ER).

### Emsi Job Postings

Job postings are collected from various sources and processed/enriched to provide information such as standardized company name, occupation, skills, and geography.

### Institution Data

The institution data in this report is taken directly from the national IPEDS database published by the U.S. Department of Education's National Center for Education Statistics.