# GLOBAL CITIZENSHIP SURVEY RESULTS

*A comparison of students responses for the years 2011, 2014, and 2018*

In the fall of 2011, 2014, and 2018, both students and faculty were invited to participate in a survey designed to assess various aspects of global citizenship. This report provides a comparison of student results for those three years.

A report issued by the
Office of Institutional Effectiveness
2019

Instrument Page

**Global Citizenship: Student Survey** 4

Prompt Page

**Knowledge and Skills**

Compared to other students in your classes, how would you describe your abilities in the following areas?

- Communication skills 10
- Communication skills in another language 11
- Ability to work cooperatively with people 12
- Knowledge of other cultures 13
- Math ability 14
- Ability to think critically 15
- Openness to having my views challenged 16
- Ability to discuss global issues 17
- Ability to take into account cultural perspectives other than my own 18
- Understanding of global issues 19
- Experience collaborating with people from other cultures 20

**Global Issues**

How concerned are you with the following global issues?

- Environmental issues (e.g., climate change, habitat destruction, sustainability) 21
- Poverty 22
- Terrorism 23
- Human exploitation (e.g., slavery, sweatshops, child prostitution) 24
- Health issues (e.g., global epidemics, access to care) 25
- Use of military force to resolve conflicts 26
- Conflicts caused by ethnic or religious differences 27

Prompt Page

Interdependence of world economies 28

Democratic transformation around the world 29

**Attitudes**

Rate your level of agreement or disagreement with the following statements:

I am curious about global issues 30

When I learn about something that has happened in another part of the world, I see how it might relate to me. 31

I am able to make a difference in the world. 32

It is important to examine how my behavior is influenced by my biases related to race and culture 33

I benefit from interacting with people from other cultures 34

I believe there is value in speaking a language other than English 35

**Actions**

How often do you do the following?

Make consumer decisions based on a product's global impact (e.g., environmental, economic, social) 36

Speak out against injustice 37

Volunteer with community organizations 38

Work to promote interfaith understanding 39

Work to reduce economic disparities 40

Contribute money to international causes 41

Vote in local/state elections 42

Vote in national elections 43

Make a conscious effort to stay informed about current global issues 44

Participate in events/activities sponsored by culturally diverse groups 45

**Global Citizenship at Dominican University**

| Prompt | Page |
| --- | --- |
| I think more courses at Dominican should include materials that provide different cultural perspectives. | 46 |
| I think more courses at Dominican should include opportunities for meaningful interactions among students with different cultural backgrounds. | 47 |
| I am taking/have taken courses with a service-learning component. | 48 |
| I have participated in study abroad programs. | 49 |
| I participate in activities outside of the classroom that address global issues. | 50 |
| Based on your definition above, how effective do you feel Dominican has been in helping you become a global citizen? | 51 |
| How strongly do you define yourself as a citizen of the world as a whole? | 52 |
| How strongly do you define yourself as a member of the Dominican University community? | 53 |

DOMINICAN UNIVERSITY
Inspired minds. Amazing possibilities.

## Global Citizenship: Student Survey (9-30-11) Fall2011

Note: Questions marked with * must be answered.

You have been invited to participate in this survey because you are a student at Dominican University. The survey was developed by faculty members at Dominican University to gain a better understanding of students' attitudes about global citizenship. The following questions ask you to rate statements related to global citizenship. The survey will take about 15 minutes to complete. After you have submitted the survey, you will be entered in a weekly raffle where you will have the opportunity to win 1 of 5 gift cards (from iTunes or Target), each valued at $25.00. Your responses will remain completely confidential, and you have the right to stop the survey at any time without penalty.

The survey will be administered again in 2013-14 to help us determine how well Dominican is preparing students to be global citizens, so if you are an enrolled student in 2013-14, you will be asked to complete the survey again. Dominican faculty are being asked to complete a similar survey.

We plan to post a summary of faculty and student responses on our Global Citizenship web page, as well as include the findings from the survey in our required reporting to the Higher Learning Commission on our Global Citizenship project. We will report student and faculty responses in aggregate by school/program, always preserving the confidentiality of individual responses.

We are also requesting your consent to include your responses in any presentations and publications that make use of the findings from this survey. As in our internal reporting, any presentation or publication will include only aggregate information and responses that cannot be identified with particular individuals, since the procedures for administering the survey do not allow us to connect individuals to their responses. By answering the first question below, you can choose whether or not to have your responses included in the research for these presentations and publications. However, all answers provided to the survey will be used in our reporting required by the Higher Learning Commission. As indicated above, your responses in either case will be anonymous, and you have the right to stop the survey at any time without penalty.

If you have any questions regarding the survey or research, please contact Daniel Domin, Survey Administrator, at ddomin@dom.edu or by phone at 708-524-6489. If you have any questions regarding your rights as a participant in this research, please contact Dr. Diane Velasquez, Chair, Institutional Review Board, at dvelasquez@dom.edu.

**If you have questions or comments about this survey, click here to send a message to the survey administrator.**

**Student Report**

**Informed Consent**

**1) Please indicate your preference for the use of your responses: ***

- ○ I voluntarily consent for my responses to be included in external presentations and publications, as well as in required reporting to the Higher Learning Commission.
- ○ I prefer for my responses to be used solely for required reporting to the Higher Learning Commission.

Save survey progress

**Section 1 of 6: Knowledge and Skills**

Compared to other students in your classes, how would you describe your abilities in the following areas?

**2) Communication skills**

○ A major weakness ○ A weakness ○ Neutral ○ A strength ○ A major strength

**3) Communication skills in a language other than English**

○ A major weakness ○ A weakness ○ Neutral ○ A strength ○ A major strength

**4) Ability to work cooperatively with people**

○ A major weakness ○ A weakness ○ Neutral ○ A strength ○ A major strength

**5) Knowledge of other cultures**

○ A major weakness ○ A weakness ○ Neutral ○ A strength ○ A major strength

**6) Math ability**

○ A major weakness ○ A weakness ○ Neutral ○ A strength ○ A major strength

**7) Ability to think critically**

○ A major weakness ○ A weakness ○ Neutral ○ A strength ○ A major strength

**8) Openness to having my views challenged**

○ A major weakness ○ A weakness ○ Neutral ○ A strength ○ A major strength

**9) Ability to discuss global issues**

○ A major weakness ○ A weakness ○ Neutral ○ A strength ○ A major strength

**10) Ability to take into account cultural perspectives other than my own**

○ A major weakness ○ A weakness ○ Neutral ○ A strength ○ A major strength

**11) Understanding of global issues**

○ A major weakness ○ A weakness ○ Neutral ○ A strength ○ A major strength

**12) Experience collaborating with people from other cultures**

○ A major weakness ○ A weakness ○ Neutral ○ A strength ○ A major strength

Save survey progress

**Section 2 of 6: Global Issues**

How concerned are you with the following global issues?

**13) Environmental issues (e.g., climate change, habitat destruction, sustainability)**

○ Not at all ○ Somewhat ○ Moderately ○ Very ○ Extremely

**14) Poverty**

○ Not at all ○ Somewhat ○ Moderately ○ Very ○ Extremely

**15) Terrorism**

○ Not at all ○ Somewhat ○ Moderately ○ Very ○ Extremely

**16) Human exploitation (e.g., slavery, sweatshops, child prostitution)**

○ Not at all ○ Somewhat ○ Moderately ○ Very ○ Extremely

**17) Health issues (e.g., global epidemics, access to care)**

○ Not at all ○ Somewhat ○ Moderately ○ Very ○ Extremely

**18) Use of military force to resolve conflicts**

○ Not at all ○ Somewhat ○ Moderately ○ Very ○ Extremely

**19) Conflicts caused by ethnic or religious differences**

○ Not at all ○ Somewhat ○ Moderately ○ Very ○ Extremely

**20) Interdependence of world economies**

○ Not at all ○ Somewhat ○ Moderately ○ Very ○ Extremely

**21) Democratic transformation around the world**

○ Not at all ○ Somewhat ○ Moderately ○ Very ○ Extremely

Save survey progress

**Section 3 of 6: Attitudes**

Rate your level of agreement or disagreement with the following statements:

**22) I am curious about global issues.**

○ Strongly Disagree ○ Disagree ○ Neutral ○ Agree ○ Strongly Agree

**23) When I learn about something that has happened in another part of the world, I see how it might relate to me.**

○ Strongly Disagree ○ Disagree ○ Neutral ○ Agree ○ Strongly Agree

**24) I am able to make a difference in the world.**

○ Strongly Disagree ○ Disagree ○ Neutral ○ Agree ○ Strongly Agree

**25) It is important to examine how my behavior is influenced by my biases related to race and culture.**

○ Strongly Disagree ○ Disagree ○ Neutral ○ Agree ○ Strongly Agree

**26) I benefit from interacting with people from other cultures.**

○ Strongly Disagree ○ Disagree ○ Neutral ○ Agree ○ Strongly Agree

**27) I believe there is value in speaking a language other than English.**

○ Strongly Disagree ○ Disagree ○ Neutral ○ Agree ○ Strongly Agree

Save survey progress

**Section 4 of 6: Actions**

How often do you do the following?

**28) Make consumer decisions based on a product's global impact (e.g., environmental, economic, social)**

○ Never ○ Rarely ○ Sometimes ○ Often ○ Very Often

**29) Speak out against injustice**

○ Never ○ Rarely ○ Sometimes ○ Often ○ Very Often

**30) Volunteer with community organizations**

○ Never ○ Rarely ○ Sometimes ○ Often ○ Very Often

**31) Work to promote interfaith understanding**

○ Never ○ Rarely ○ Sometimes ○ Often ○ Very Often

**32) Work to reduce economic disparities**

○ Never ○ Rarely ○ Sometimes ○ Often ○ Very Often

**33) Contribute money to international causes**

○ Never ○ Rarely ○ Sometimes ○ Often ○ Very Often

**34) Vote in local/state elections**

○ Never ○ Rarely ○ Sometimes ○ Often ○ Very Often

**35) Vote in national elections**

○ Never ○ Rarely ○ Sometimes ○ Often ○ Very Often

**36) Make a concious effort to stay informed about current global issues**

○ Never ○ Rarely ○ Sometimes ○ Often ○ Very Often

**37) Participate in events/activities sponsored by culturally diverse groups**

○ Never ○ Rarely ○ Sometimes ○ Often ○ Very Often

Save survey progress

**Section 5 of 6: Global Citizenship at Dominican University**

**38) I think more courses at Dominican should include materials that provide different cultural perspectives.**

○ Strongly Disagree ○ Disagree ○ Neutral ○ Agree ○ Strongly Agree

**39) I think more courses at Dominican should include opportunities for meaningful interactions among students with different cultural backgrounds.**

○ Strongly Disagree ○ Disagree ○ Neutral ○ Agree ○ Strongly Agree

**40) I am taking/have taken courses with a service-learning component.**

○ Yes ○ No ○ Not yet, but I plan to

**41) I have participated in study abroad programs.**

○ Yes ○ No ○ Not yet, but I plan to

**42) I participate in activities outside of the classroom that address global issues.**

○ Yes ○ No ○ Not yet, but I plan to

**43) How would you define being a global citizen?**

You may enter up to 1000 characters into this field.

**44) Based on your definition above, how effective do you feel Dominican has been in helping you become a global citizen?**

○ Not Sure ○ Ineffective ○ Moderately Effective ○ Effective ○ Very Effective

**45) How strongly do you define yourself as a member of the Dominican University community?**

○ Not at All ○ Slightly ○ Moderately ○ Strongly ○ Very Strongly

**46) How strongly do you define yourself as a citizen of the world as a whole?**

○ Not at All ○ Slightly ○ Moderately ○ Strongly ○ Very Strongly

Save survey progress

**Section 6 of 6: Demographics**

**47) Which school do you consider your primary affiliation at Dominican?**

○ Business ○ Continuing Studies ○ Education ○ Library & Information Science ○ Rosary College ○ Social Work

**48) Class Rank:**

○ Freshman ○ Sophomore ○ Junior ○ Senior ○ Graduate Student ○ Other

**49) If you selected "other" above, please describe your status in the box below.**

You may enter up to 1000 characters into this field.

**50) Did you transfer to Dominican from another college or university?**

○ Yes ○ No

**51) Commuter or Resident**

○ Commuter ○ Resident

**52) Gender**

○ Female ○ Male

**53) Race/Ethnicity -- select all that apply.**

☐ American Indian or Alaska Native
☐ Asian
☐ Black or African American
☐ Hispanic/Latino
☐ Native Hawaiian or Pacific Islander
☐ White
☐ Other

**54) Are you attending Dominican University as an international student?**

○ Yes ○ No

**If you have questions or comments about this survey, click here to send a message to the survey administrator.**

Thank you for taking the time to complete this survey.

Close Preview

| Communication skills | | | | | | | | | |
|---|---|---|---|---|---|---|---|---|---|
| | 2011 | | | 2014 | | | 2018 | | |
| | N | Avg. | Std. Dev. | N | Avg. | Std Dev. | N | Avg. | Std. Dev. |
| Fresh | 172 | 3.67 | 0.79 | 76 | 3.72 | 0.89 | 100 | 3.46 | 1.33 |
| Soph | 109 | 3.74 | 0.96 | 69 | 3.52 | 0.93 | 54 | 3.48 | 1.46 |
| Junior | 113 | 3.84 | 0.86 | 66 | 3.80 | 0.96 | 80 | 3.56 | 1.32 |
| Seniors | 114 | 3.74 | 0.91 | 61 | 4.08 | 0.80 | 51 | 3.71 | 1.36 |
| Female | 601 | 3.85 | 0.86 | 388 | 3.85 | 0.91 | 347 | 3.67 | 0.97 |
| Male | 201 | 3.95 | 0.83 | 122 | 3.80 | 0.97 | 90 | 3.67 | 0.92 |
| UG Lower | 281 | 3.70 | 0.86 | 145 | 3.63 | 0.91 | 154 | 3.47 | 0.92 |
| UG Upper | 227 | 3.79 | 0.89 | 127 | 3.94 | 0.90 | 131 | 3.62 | 1.05 |
| UG | 508 | 3.74 | 0.87 | 272 | 3.77 | 0.92 | 285 | 3.54 | 0.98 |
| Grad | 273 | 4.11 | 0.76 | 218 | 3.92 | 0.92 | 149 | 3.89 | 1.44 |

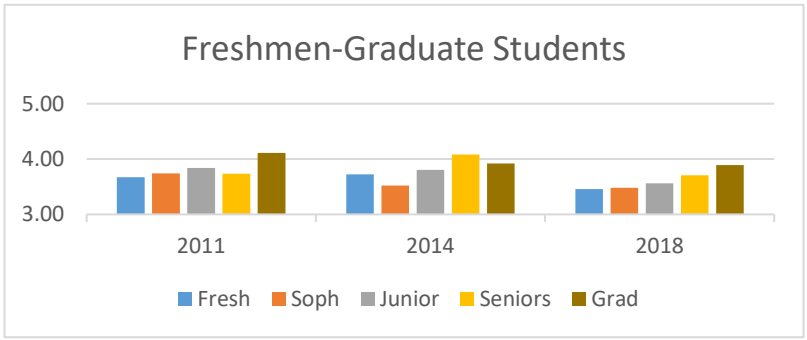


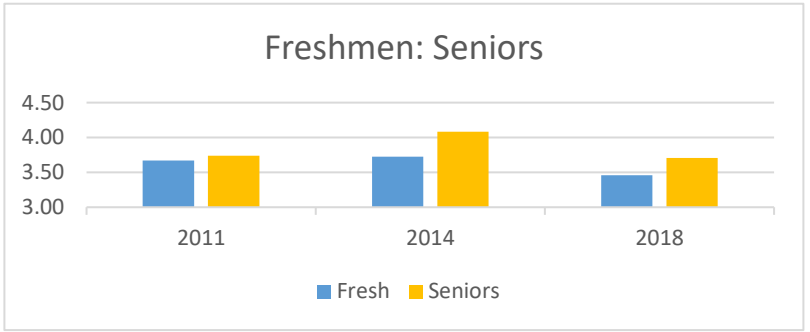


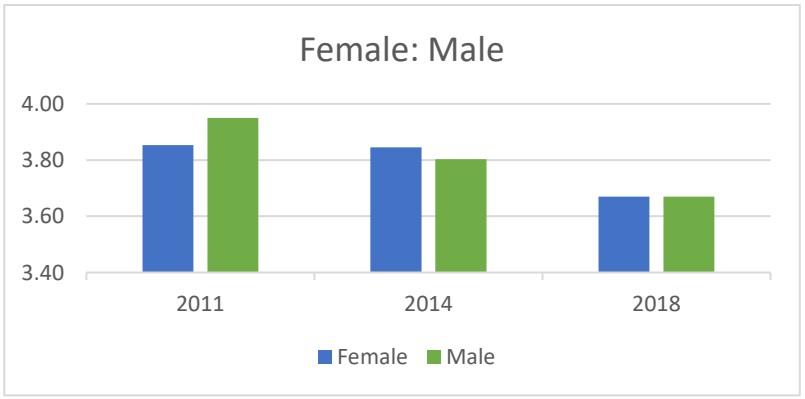


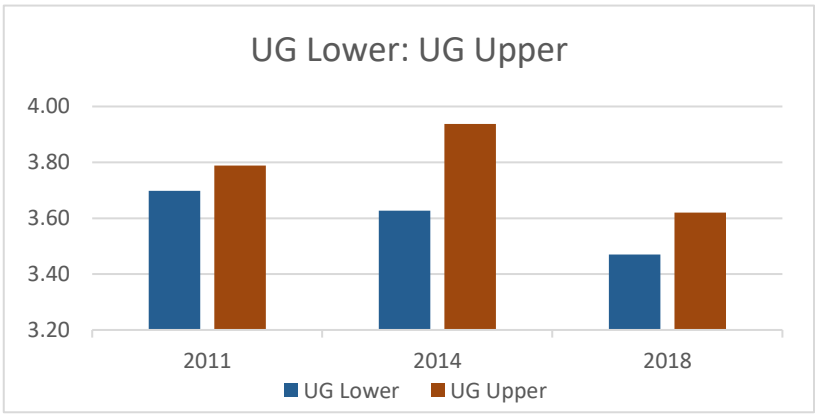

| Communication skills in a language other than English | | | | | | | | | |
|---|---|---|---|---|---|---|---|---|---|
| | 2011 | | | 2014 | | | 2018 | | |
| | N | Avg. | Std. Dev. | N | Avg. | Std. Dev. | N | Avg. | Std. Dev. |
| Fresh | 172 | 3.09 | 1.31 | 76 | 3.29 | 1.37 | 100 | 2.96 | 0.90 |
| Soph | 109 | 3.74 | 0.96 | 69 | 3.52 | 0.93 | 54 | 2.93 | 0.97 |
| Junior | 113 | 3.84 | 0.86 | 66 | 3.80 | 0.96 | 80 | 3.03 | 1.04 |
| Seniors | 112 | 2.98 | 1.40 | 62 | 2.66 | 1.35 | 51 | 2.94 | 1.06 |
| Female | 597 | 2.81 | 1.35 | 389 | 2.81 | 1.39 | 348 | 2.86 | 1.38 |
| Male | 201 | 3.09 | 1.40 | 123 | 2.69 | 1.31 | 90 | 2.97 | 1.43 |
| UG Lower | 281 | 3.11 | 1.32 | 145 | 3.20 | 1.32 | 154 | 2.95 | 1.37 |
| UG Upper | 225 | 2.98 | 1.38 | 128 | 2.84 | 1.32 | 131 | 2.99 | 1.33 |
| UG | 506 | 3.05 | 1.34 | 273 | 3.03 | 1.33 | 285 | 2.97 | 1.35 |
| Grad | 271 | 2.59 | 1.36 | 219 | 2.44 | 1.35 | 150 | 2.73 | 0.86 |

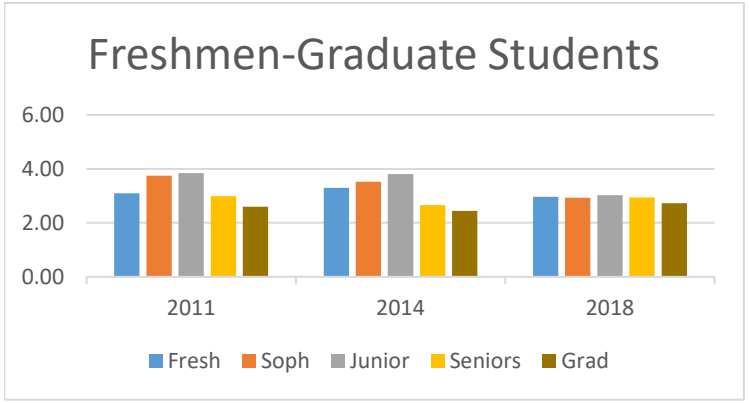


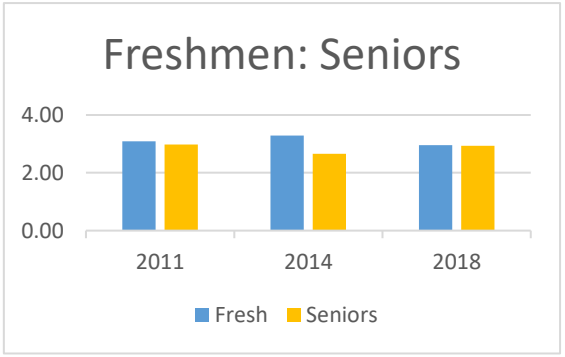


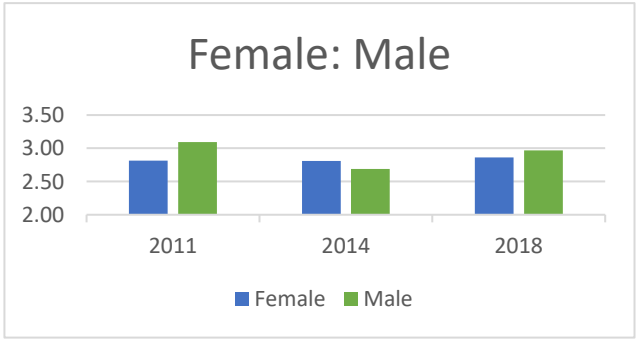


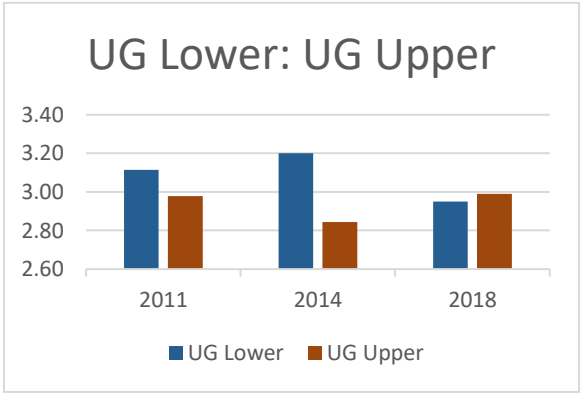

| Ability to work cooperatively with people | | | | | | | | | |
|---|---|---|---|---|---|---|---|---|---|
| | 2011 | | | 2014 | | | 2018 | | |
| | N | Avg. | Std. Dev. | N | Avg. | Std. Dev. | N | Avg. | Std. Dev. |
| Fresh | 172 | 4.16 | 0.71 | 75 | 4.29 | 0.77 | 100 | 4.02 | 0.70 |
| Soph | 108 | 4.18 | 0.81 | 69 | 4.13 | 0.82 | 53 | 4.08 | 0.81 |
| Junior | 113 | 4.21 | 0.69 | 65 | 3.91 | 0.74 | 80 | 4.11 | 0.62 |
| Seniors | 114 | 4.14 | 0.70 | 62 | 4.27 | 0.71 | 51 | 4.14 | 0.78 |
| Female | 599 | 4.22 | 0.69 | 386 | 4.23 | 0.69 | 346 | 4.15 | 0.74 |
| Male | 201 | 4.22 | 0.76 | 122 | 4.10 | 0.81 | 90 | 4.21 | 0.69 |
| UG Lower | 280 | 4.16 | 0.75 | 127 | 4.09 | 0.75 | 153 | 4.04 | 0.73 |
| UG Upper | 227 | 4.18 | 0.69 | 217 | 4.25 | 0.65 | 131 | 4.12 | 0.68 |
| UG | 507 | 4.17 | 0.72 | 271 | 4.15 | 0.77 | 284 | 4.08 | 0.71 |
| Grad | 272 | 4.31 | 0.66 | 144 | 4.22 | 0.79 | 150 | 4.32 | 0.74 |

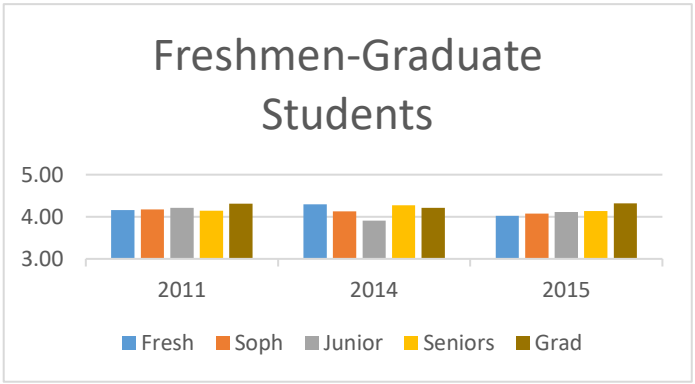


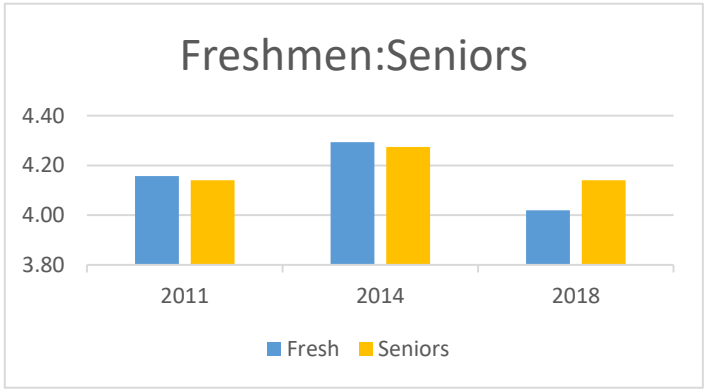


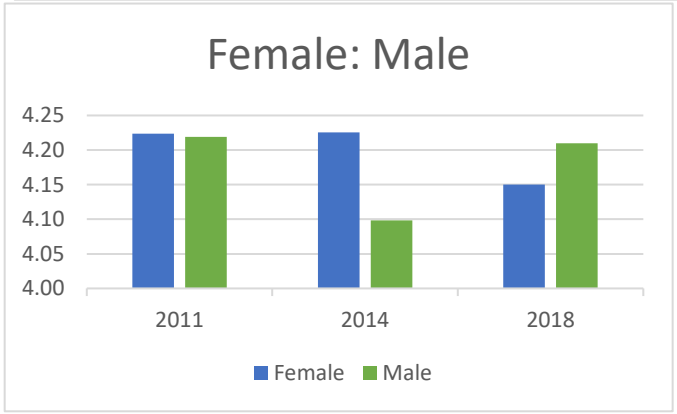


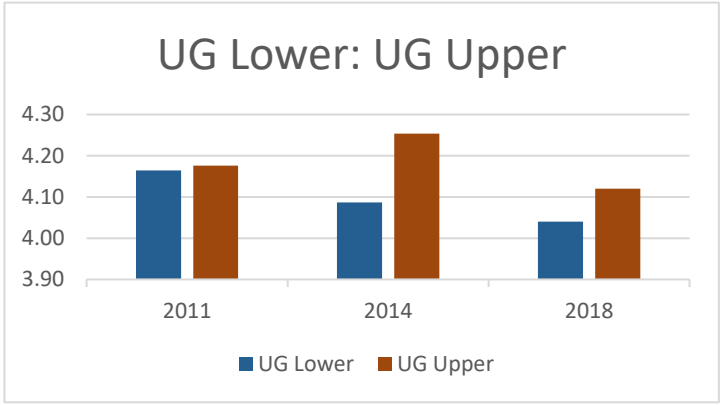

| Knowledge of other cultures | | | | | | | | | |
|---|---|---|---|---|---|---|---|---|---|
| | 2011 | | | 2014 | | | 2018 | | |
| | N | Avg. | St. Dev. | N | Avg. | Std. Dev. | N | Avg. | Std. Dev. |
| Fresh | 172 | 3.37 | 0.85 | 76 | 3.43 | 0.94 | 100 | 3.33 | 0.73 |
| Soph | 109 | 3.46 | 0.84 | 68 | 3.59 | 0.78 | 54 | 3.50 | 0.82 |
| Junior | 113 | 3.68 | 0.83 | 64 | 3.56 | 0.94 | 79 | 3.73 | 0.86 |
| Seniors | 114 | 3.79 | 0.87 | 62 | 3.61 | 0.82 | 50 | 3.86 | 0.76 |
| Female | 600 | 3.65 | 0.87 | 385 | 3.67 | 0.83 | 346 | 3.62 | 0.79 |
| Male | 201 | 3.74 | 0.85 | 123 | 3.61 | 0.90 | 90 | 3.78 | 0.91 |
| UG Lower | 281 | 3.40 | 0.85 | 144 | 3.51 | 0.87 | 154 | 3.39 | 0.76 |
| UG Upper | 227 | 3.74 | 0.85 | 126 | 3.59 | 0.88 | 129 | 3.78 | 0.82 |
| UG | 508 | 3.55 | 0.86 | 270 | 3.54 | 0.87 | 283 | 3.57 | 0.81 |
| Grad | 272 | 3.86 | 0.82 | 218 | 3.76 | 0.81 | 150 | 3.80 | 0.80 |

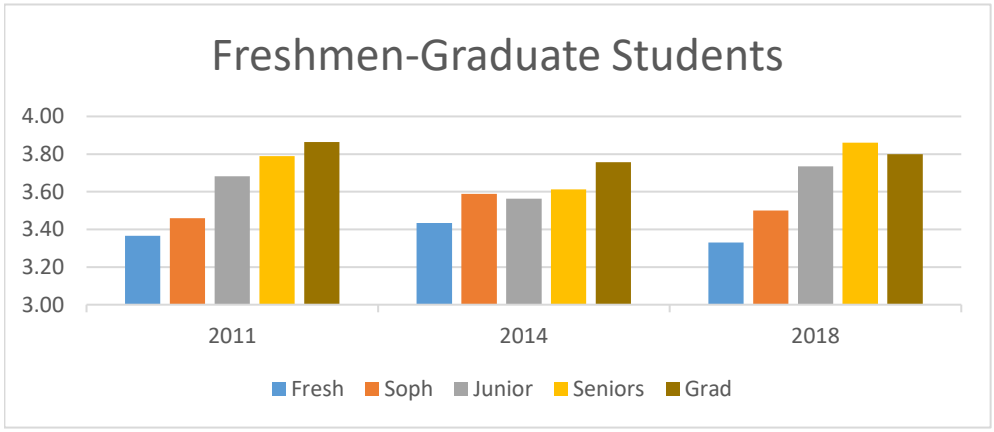


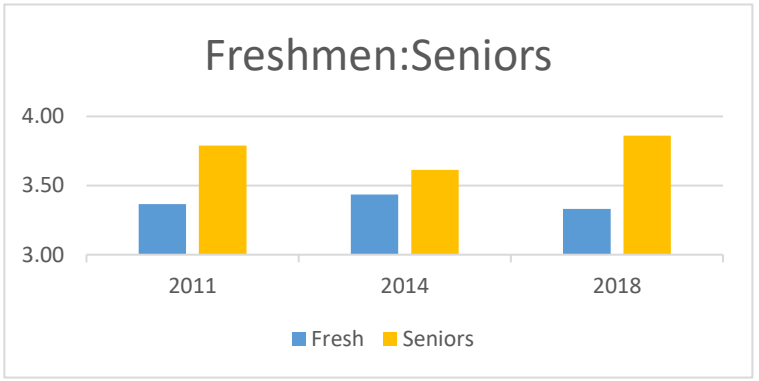


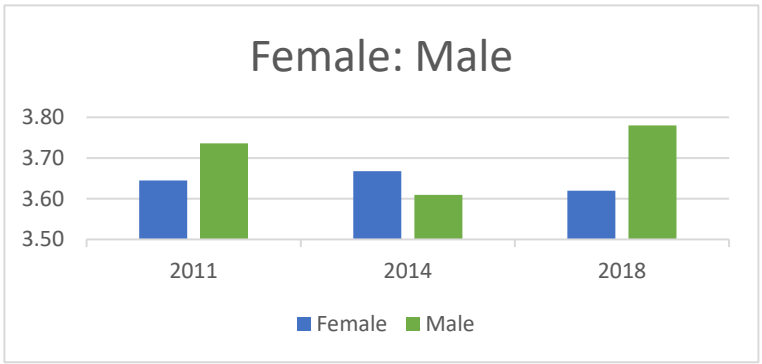


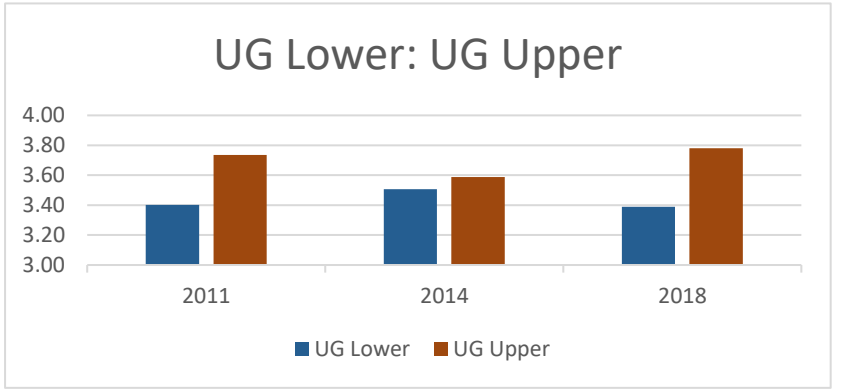

| Math ability | | | | | | | | | |
|---|---|---|---|---|---|---|---|---|---|
| | 2011 | | | 2014 | | | 2018 | | |
| | N | Avg. | Std. Dev. | N | Avg. | Std. Dev. | N | Avg. | Std. Dev. |
| Fresh | 172 | 3.63 | 1.04 | 76 | 3.47 | 1.19 | 98 | 3.32 | 1.02 |
| Soph | 106 | 3.39 | 1.10 | 69 | 3.22 | 1.30 | 53 | 3.26 | 1.04 |
| Junior | 113 | 3.31 | 1.12 | 65 | 3.38 | 1.14 | 79 | 3.04 | 1.21 |
| Seniors | 114 | 3.33 | 1.07 | 62 | 3.37 | 0.98 | 51 | 3.33 | 1.21 |
| Female | 598 | 3.30 | 1.05 | 387 | 3.22 | 1.09 | 344 | 3.15 | 1.09 |
| Male | 201 | 3.64 | 1.13 | 121 | 3.58 | 1.17 | 90 | 3.57 | 1.13 |
| UG Lower | 278 | 3.54 | 1.07 | 145 | 3.35 | 1.25 | 151 | 3.30 | 1.02 |
| UG Upper | 227 | 3.32 | 1.09 | 127 | 3.38 | 1.06 | 130 | 3.15 | 1.22 |
| UG | 505 | 3.44 | 1.08 | 272 | 3.36 | 1.16 | 281 | 3.23 | 1.12 |
| Grad | 274 | 3.28 | 1.05 | 216 | 3.19 | 1.07 | 150 | 3.23 | 1.12 |

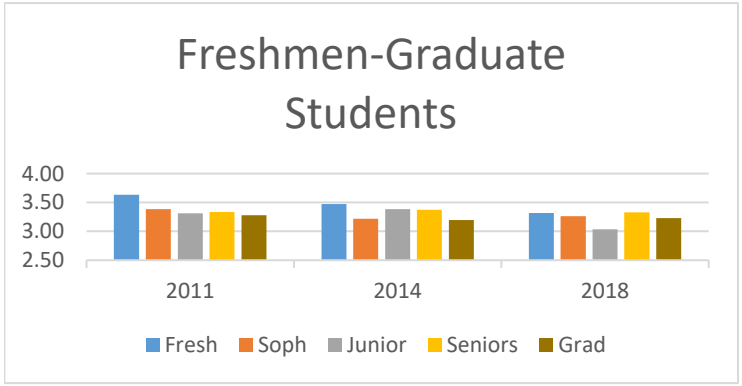


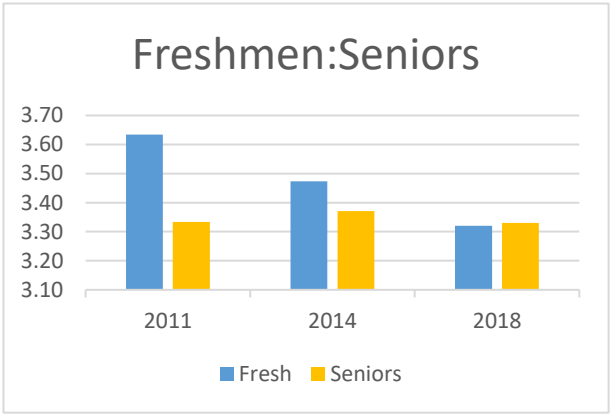


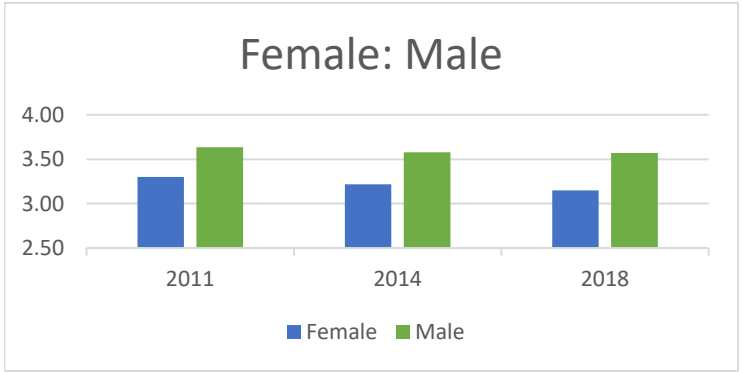


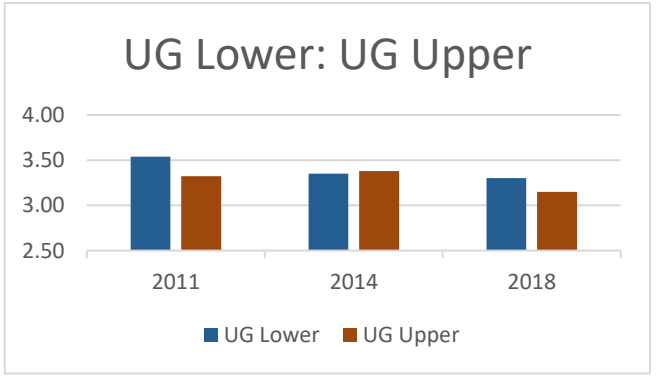

| Ability to think critically | | | | | | | | | |
|---|---|---|---|---|---|---|---|---|---|
| | 2011 | | | 2014 | | | 2018 | | |
| | N | Avg. | Std. Dev. | N | Avg. | Std. Dev. | N | Avg. | Std. Dev. |
| Fresh | 171 | 3.89 | 0.72 | 74 | 3.85 | 0.86 | 99 | 3.80 | 0.8 |
| Soph | 107 | 3.85 | 0.83 | 69 | 3.80 | 0.90 | 54 | 4.02 | 0.79 |
| Junior | 113 | 4.08 | 0.77 | 65 | 4.11 | 0.77 | 80 | 3.91 | 0.75 |
| Seniors | 114 | 4.04 | 0.78 | 62 | 4.34 | 0.68 | 51 | 4.18 | 0.77 |
| Female | 595 | 4.01 | 0.78 | 384 | 4.07 | 0.74 | 346 | 3.99 | 0.75 |
| Male | 199 | 4.20 | 0.73 | 122 | 4.09 | 0.82 | 90 | 4.23 | 0.75 |
| UG Lower | 278 | 3.88 | 0.76 | 143 | 3.83 | 0.87 | 153 | 3.88 | 0.8 |
| UG Upper | 227 | 4.06 | 0.77 | 127 | 4.22 | 0.73 | 131 | 4.02 | 0.76 |
| UG | 505 | 3.96 | 0.77 | 270 | 4.01 | 0.83 | 284 | 3.94 | 0.78 |
| Grad | 269 | 4.22 | 0.74 | 216 | 4.14 | 0.67 | 149 | 4.23 | 0.65 |

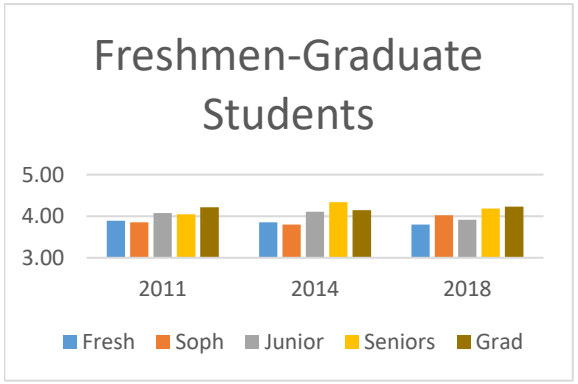


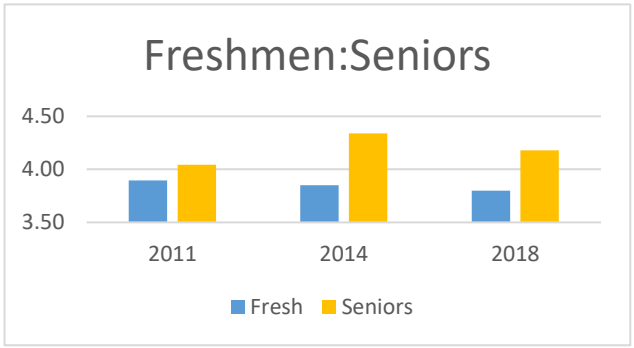


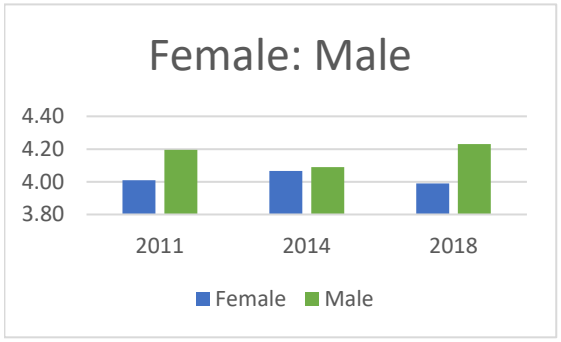


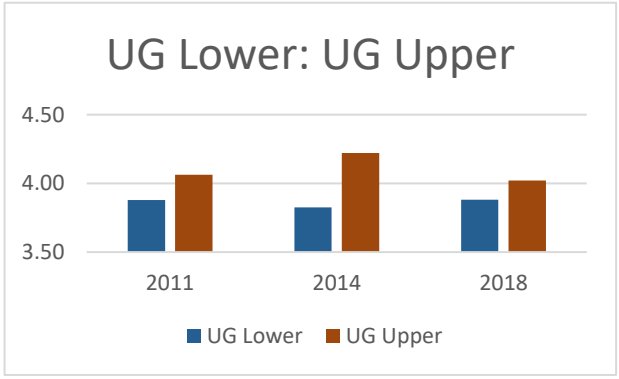

| Openness to having my views challenged | | | | | | | | | |
|---|---|---|---|---|---|---|---|---|---|
| | 2011 | | | 2014 | | | 2018 | | |
| | N | Avg. | Std. Dev. | N | Avg. | Std. Dev. | N | Avg. | Std. Dev. |
| Fresh | 170 | 3.76 | 0.84 | 75 | 3.83 | 0.83 | 99 | 3.84 | 0.79 |
| Soph | 108 | 3.89 | 0.90 | 67 | 3.81 | 0.89 | 53 | 4.11 | 0.70 |
| Junior | 111 | 3.81 | 0.86 | 65 | 4.06 | 0.77 | 80 | 3.93 | 0.76 |
| Seniors | 113 | 4.00 | 0.87 | 60 | 4.02 | 0.77 | 51 | 4.04 | 0.77 |
| Female | 596 | 3.88 | 0.81 | 383 | 3.93 | 0.76 | 346 | 3.95 | 0.76 |
| Male | 198 | 3.96 | 0.87 | 124 | 3.97 | 0.79 | 90 | 3.99 | 0.81 |
| UG Lower | 278 | 3.81 | 0.86 | 142 | 3.82 | 0.86 | 152 | 3.93 | 0.77 |
| UG Upper | 224 | 3.91 | 0.87 | 125 | 4.04 | 0.77 | 131 | 3.97 | 0.76 |
| UG | 502 | 3.85 | 0.86 | 267 | 3.92 | 0.82 | 283 | 3.95 | 0.77 |
| Grad | 272 | 3.96 | 0.75 | 220 | 3.96 | 0.69 | 150 | 3.97 | 0.78 |

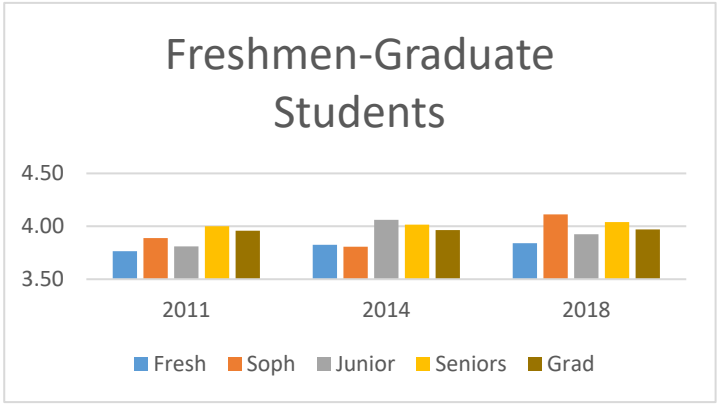


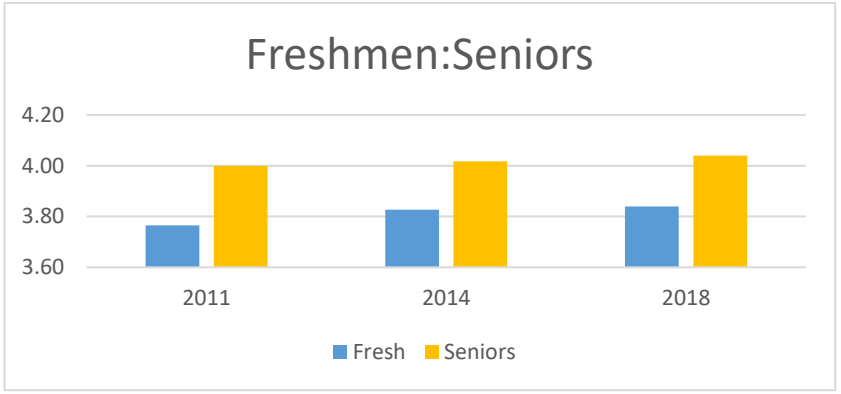


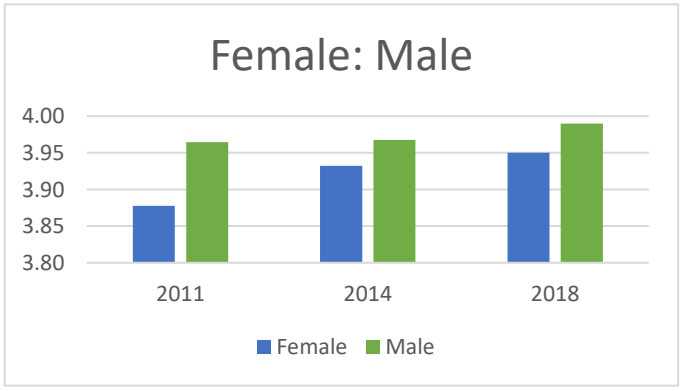


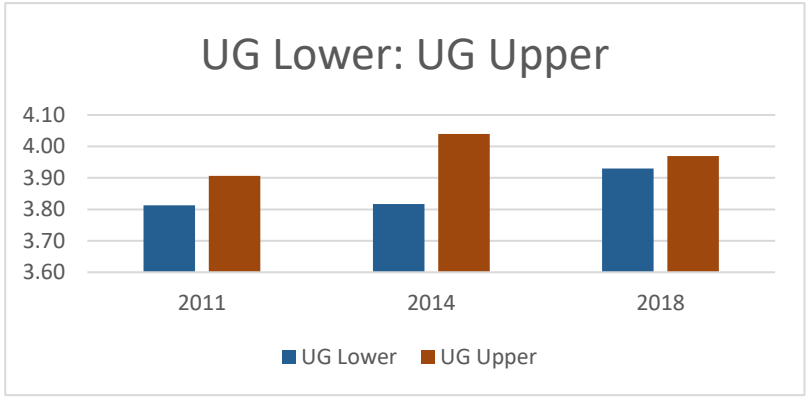

| Ability to discuss global issues | | | | | | | | | |
|---|---|---|---|---|---|---|---|---|---|
| | 2011 | | | 2014 | | | 2018 | | |
| | N | Avg. | Std. Dev. | N | Avg. | Std. Dev. | N | Avg. | Std. Dev. |
| Fresh | 171 | 3.33 | 0.96 | 74 | 3.39 | 0.93 | 100 | 3.45 | 0.88 |
| Soph | 109 | 3.43 | 0.98 | 68 | 3.31 | 1.03 | 54 | 3.59 | 0.92 |
| Junior | 113 | 3.60 | 0.93 | 65 | 3.60 | 0.97 | 80 | 3.65 | 0.94 |
| Seniors | 114 | 3.61 | 0.90 | 62 | 3.69 | 1.15 | 50 | 3.78 | 0.91 |
| Female | 601 | 3.48 | 0.93 | 384 | 3.55 | 0.96 | 344 | 3.57 | 0.89 |
| Male | 200 | 3.81 | 0.96 | 122 | 3.75 | 0.96 | 89 | 3.84 | 0.99 |
| UG Lower | 280 | 3.37 | 0.96 | 142 | 3.35 | 0.98 | 154 | 3.5 | 0.89 |
| UG Upper | 227 | 3.60 | 0.91 | 127 | 3.65 | 1.06 | 130 | 3.7 | 0.93 |
| UG | 507 | 3.47 | 0.95 | 269 | 3.49 | 1.02 | 284 | 3.59 | 0.91 |
| Grad | 273 | 3.70 | 0.92 | 217 | 3.70 | 0.88 | 146 | 3.68 | 0.92 |

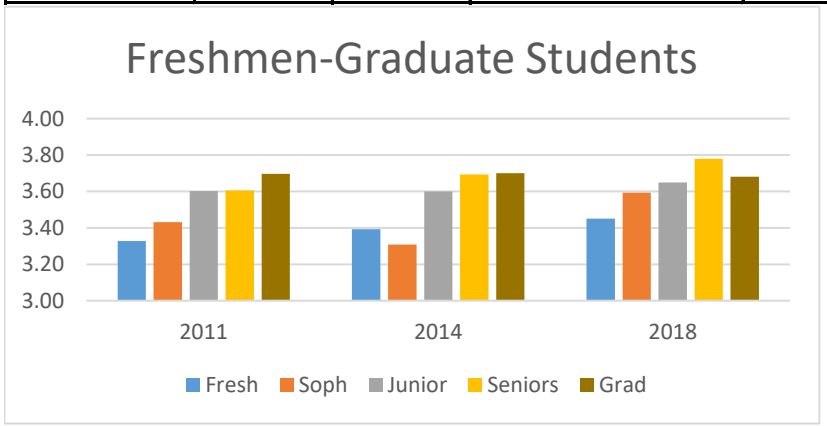


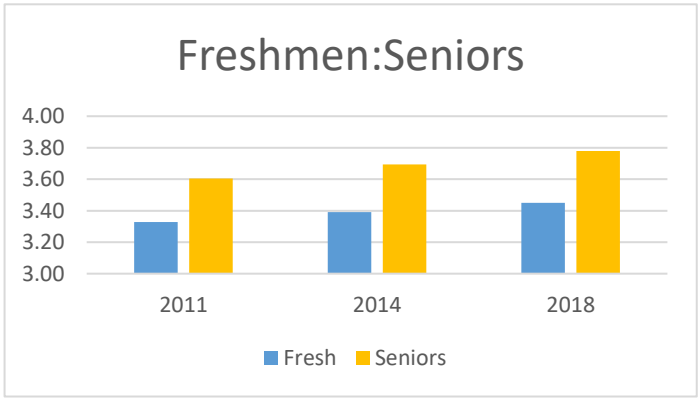


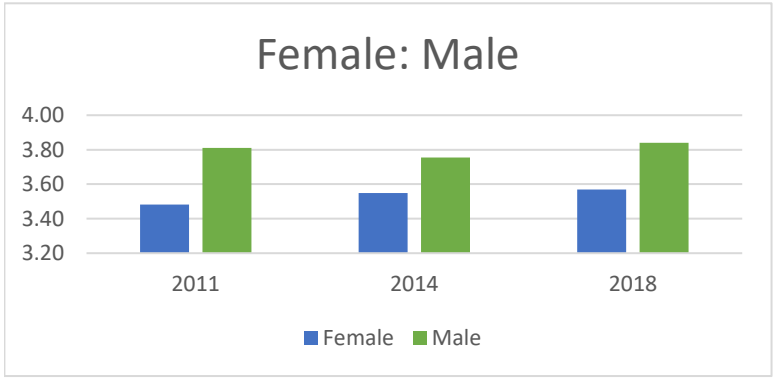


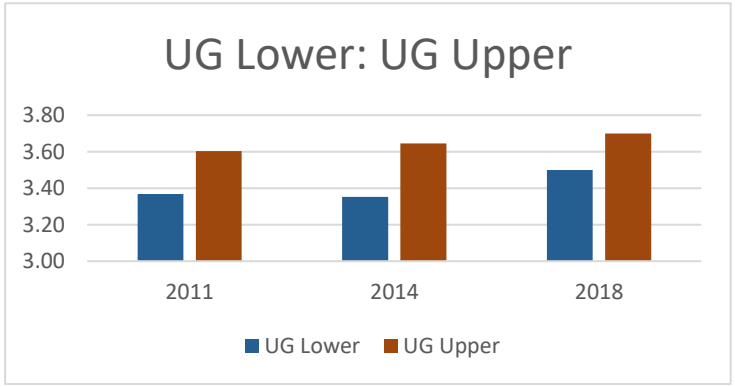

| Ability to take into account cultural perspectives other than my own | | | | | | | | | |
|---|---|---|---|---|---|---|---|---|---|
| | 2011 | | | 2014 | | | 2018 | | |
| | N | Avg. | Std. Dev. | N | Avg. | Std. Dev. | N | Avg. | Std. Dev. |
| Fresh | 171 | 3.91 | 0.75 | 75 | 3.97 | 0.79 | 99 | 3.93 | 0.82 |
| Soph | 108 | 4.03 | 0.77 | 69 | 4.07 | 0.71 | 54 | 4.11 | 0.86 |
| Junior | 112 | 4.04 | 0.84 | 65 | 4.02 | 0.87 | 80 | 4.06 | 0.75 |
| Seniors | 114 | 4.15 | 0.80 | 61 | 4.20 | 0.75 | 51 | 4.37 | 0.75 |
| Female | 598 | 4.08 | 0.74 | 385 | 4.15 | 0.73 | 344 | 4.15 | 0.72 |
| Male | 201 | 4.05 | 0.88 | 122 | 3.98 | 0.77 | 89 | 4.11 | 0.85 |
| UG Lower | 279 | 3.95 | 0.75 | 144 | 4.02 | 0.75 | 153 | 3.99 | 0.84 |
| UG Upper | 226 | 4.10 | 0.82 | 126 | 4.10 | 0.82 | 131 | 4.18 | 0.76 |
| UG | 505 | 4.02 | 0.79 | 270 | 4.06 | 0.78 | 284 | 4.08 | 0.81 |
| Grad | 273 | 4.14 | 0.74 | 217 | 4.17 | 0.70 | 147 | 4.25 | 0.59 |

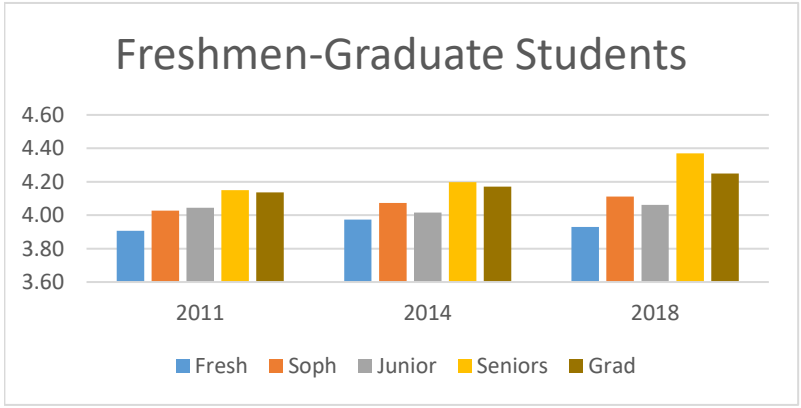


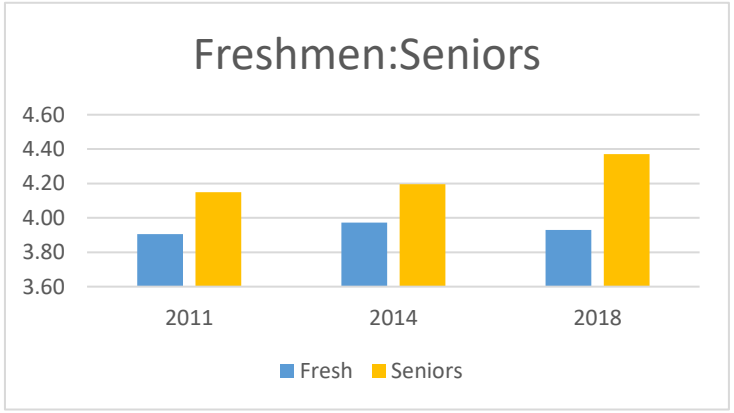


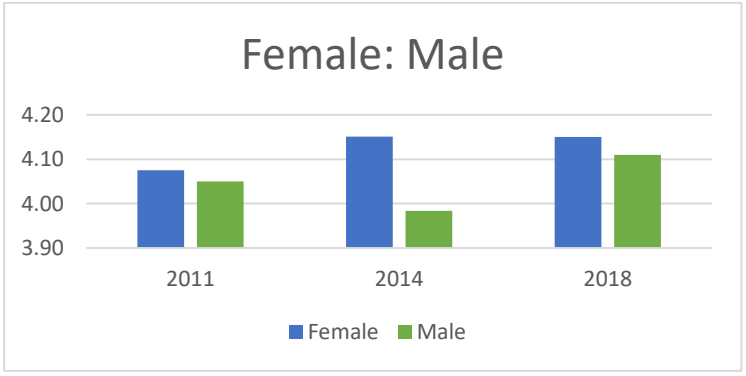


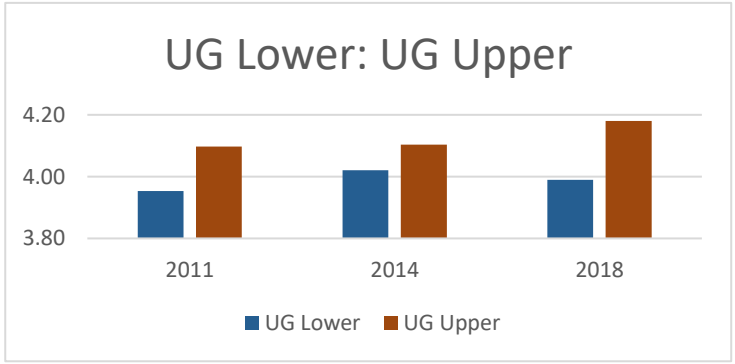

| Understanding of global issues | | | | | | | | | |
|---|---|---|---|---|---|---|---|---|---|
| | 2011 | | | 2014 | | | 2018 | | |
| | N | Avg. | Std. Dev. | N | Avg. | Std. Dev. | N | Avg. | Std. Dev. |
| Fresh | 171 | 3.43 | 0.85 | 73 | 3.44 | 0.96 | 100 | 3.57 | 0.79 |
| Soph | 108 | 3.49 | 0.94 | 69 | 3.54 | 0.93 | 54 | 3.57 | 0.88 |
| Junior | 109 | 3.54 | 0.79 | 65 | 3.54 | 0.90 | 80 | 3.60 | 0.84 |
| Seniors | 114 | 3.64 | 0.92 | 61 | 3.57 | 0.99 | 50 | 3.86 | 0.83 |
| Female | 597 | 3.53 | 0.88 | 384 | 3.53 | 0.88 | 347 | 3.62 | 0.81 |
| Male | 199 | 3.80 | 0.86 | 122 | 3.71 | 0.88 | 90 | 3.87 | 0.90 |
| UG Lower | 279 | 3.46 | 0.88 | 142 | 3.49 | 0.94 | 154 | 3.57 | 0.82 |
| UG Upper | 223 | 3.59 | 0.86 | 126 | 3.56 | 0.94 | 130 | 3.7 | 0.84 |
| UG | 502 | 3.52 | 0.87 | 268 | 3.52 | 0.94 | 284 | 3.63 | 0.83 |
| Grad | 273 | 3.73 | 0.88 | 218 | 3.64 | 0.81 | 150 | 3.73 | 0.84 |

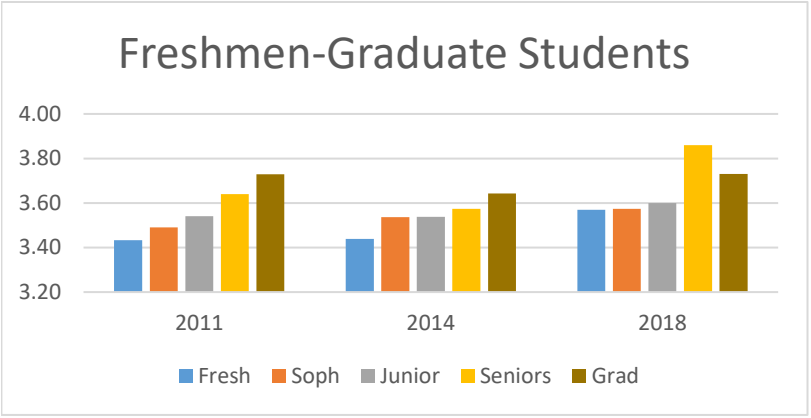


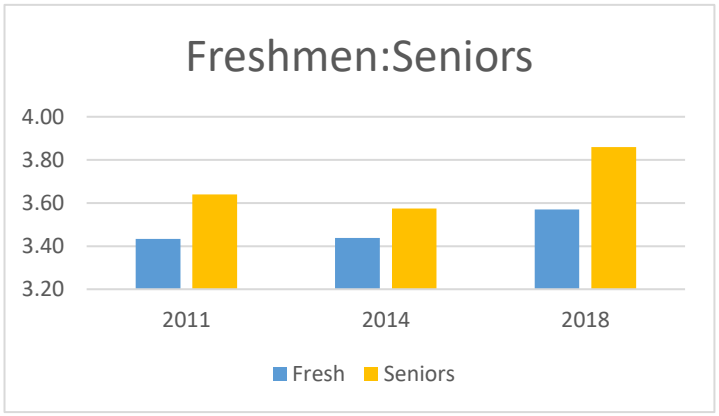


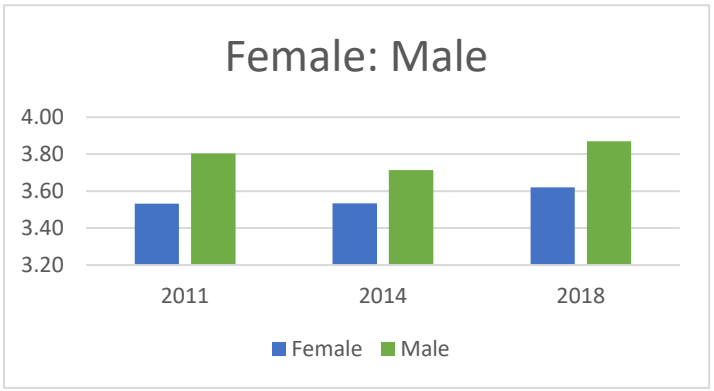


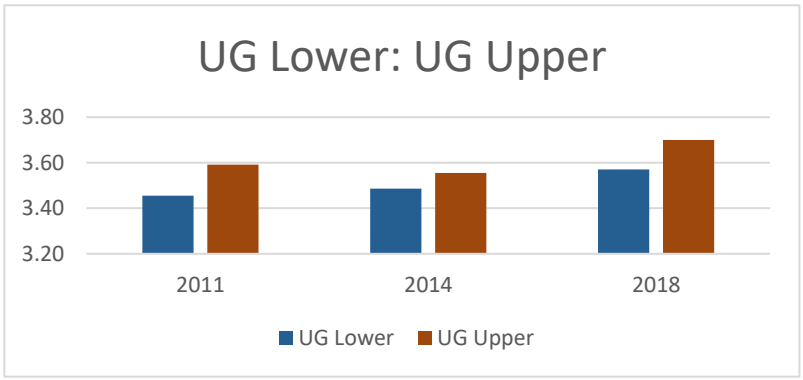

| Experience collaborating with people from other cultures | | | | | | | | | |
|---|---|---|---|---|---|---|---|---|---|
| | 2011 | | | 2014 | | | 2018 | | |
| | N | Avg. | Std. Dev. | N | Avg. | Std. Dev. | N | Avg. | Std. Dev. |
| Fresh | 172 | 3.69 | 0.87 | 76 | 3.91 | 0.82 | 100 | 3.89 | 0.68 |
| Soph | 109 | 3.89 | 0.92 | 69 | 3.93 | 0.86 | 54 | 3.94 | 0.76 |
| Junior | 111 | 3.80 | 0.81 | 66 | 3.71 | 0.94 | 78 | 3.96 | 0.75 |
| Seniors | 113 | 3.99 | 0.75 | 62 | 3.84 | 0.96 | 51 | 4.14 | 0.78 |
| Female | 599 | 3.90 | 0.85 | 387 | 3.94 | 0.82 | 342 | 4.01 | 0.78 |
| Male | 201 | 3.84 | 0.93 | 123 | 3.74 | 0.94 | 90 | 3.91 | 0.74 |
| UG Lower | 281 | 3.77 | 0.89 | 145 | 3.92 | 0.84 | 154 | 3.91 | 0.71 |
| UG Upper | 224 | 3.90 | 0.78 | 128 | 3.77 | 0.95 | 129 | 4.03 | 0.76 |
| UG | 505 | 3.82 | 0.85 | 273 | 3.85 | 0.89 | 283 | 3.96 | 0.73 |
| Grad | 274 | 3.99 | 0.89 | 218 | 3.94 | 0.79 | 146 | 4.01 | 0.84 |

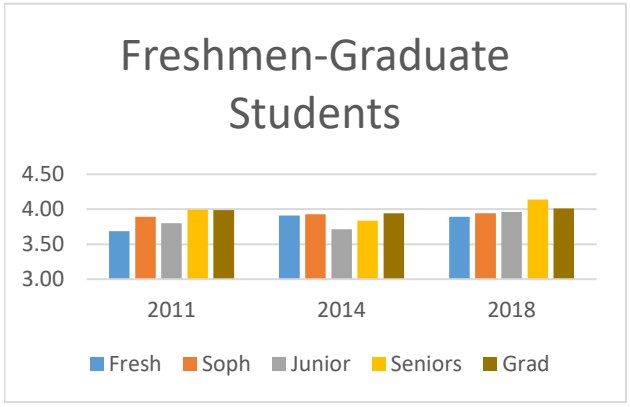


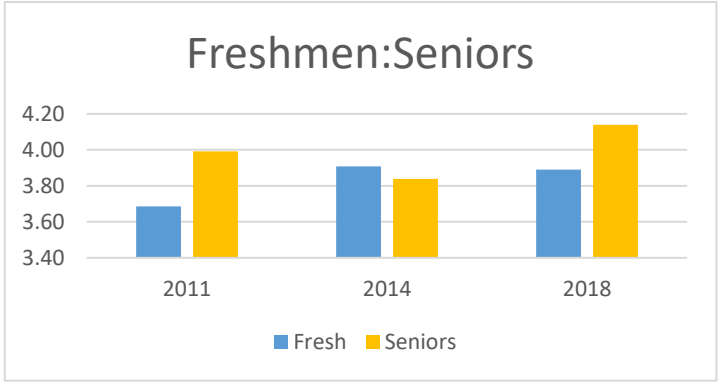


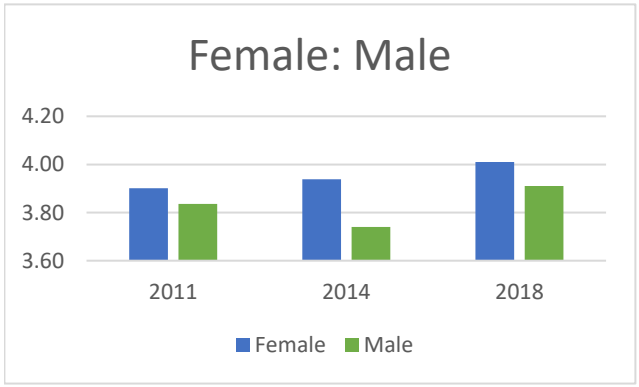


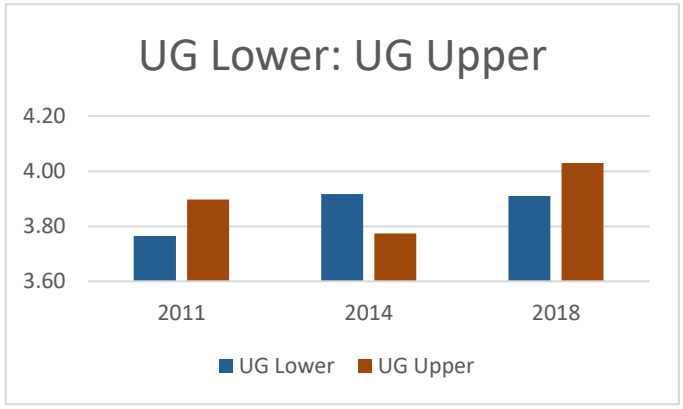

| Environmental issues (e.g. climate change habitat destruction sustainability) | | | | | | | | | |
|---|---|---|---|---|---|---|---|---|---|
| | 2011 | | | 2014 | | | 2018 | | |
| | N | Avg. | Std. Dev. | N | Avg. | Std. Dev. | N | Avg. | Std. Dev. |
| Fresh | 173 | 3.33 | 0.97 | 76 | 3.50 | 1.00 | 100 | 3.71 | 0.91 |
| Soph | 109 | 3.30 | 1.15 | 69 | 3.42 | 1.01 | 54 | 3.78 | 0.98 |
| Junior | 113 | 3.41 | 1.04 | 66 | 3.65 | 0.95 | 80 | 3.80 | 1.04 |
| Seniors | 114 | 3.61 | 0.98 | 62 | 3.50 | 1.11 | 51 | 4.00 | 1.08 |
| Female | 603 | 3.54 | 0.99 | 388 | 3.55 | 0.98 | 347 | 3.86 | 1.00 |
| Male | 201 | 3.42 | 1.07 | 123 | 3.56 | 1.06 | 89 | 3.80 | 0.96 |
| UG Lower | 282 | 3.32 | 1.04 | 145 | 3.46 | 1.00 | 154 | 3.73 | 0.94 |
| UG Upper | 227 | 3.51 | 1.01 | 128 | 3.58 | 1.03 | 131 | 3.88 | 1.05 |
| UG | 509 | 3.40 | 1.03 | 273 | 3.52 | 1.01 | 285 | 3.80 | 0.99 |
| Grad | 274 | 3.69 | 0.97 | 218 | 3.63 | 0.95 | 148 | 3.95 | 0.97 |

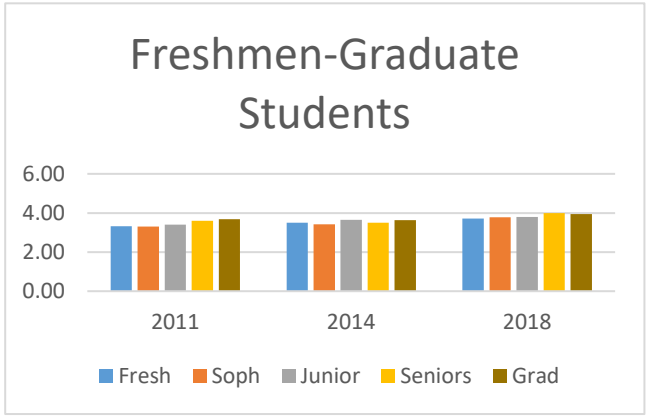


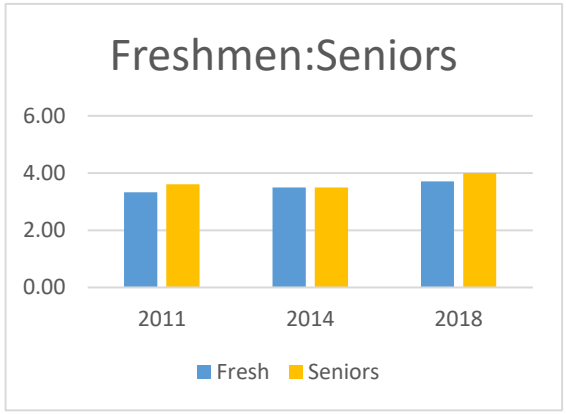


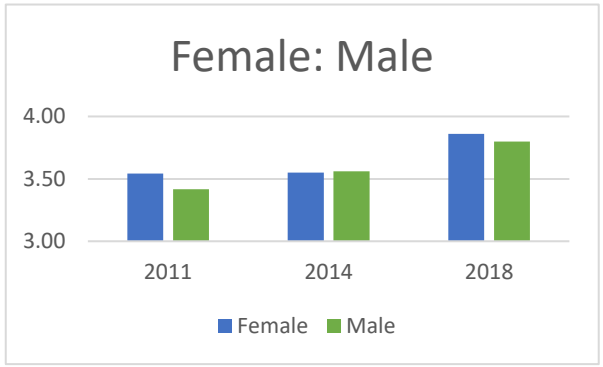


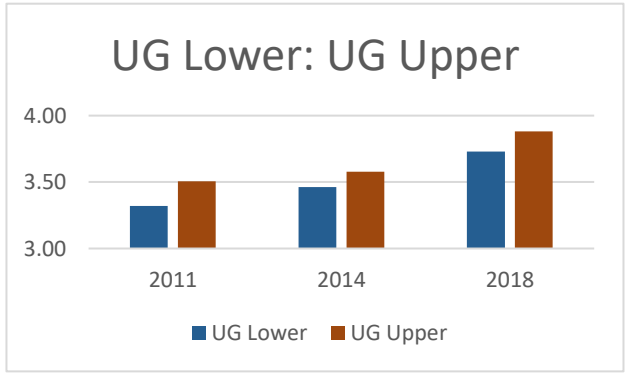

| Poverty | | | | | | | | | |
|---|---|---|---|---|---|---|---|---|---|
| | 2011 | | | 2014 | | | 2018 | | |
| | N | Avg. | Std. Dev. | N | Avg. | Std. Dev. | N | Avg. | Std. Dev. |
| Fresh | 173 | 3.72 | 0.85 | 76 | 3.75 | 0.87 | 100 | 3.81 | 0.87 |
| Soph | 109 | 3.64 | 1.04 | 69 | 3.88 | 0.92 | 54 | 3.98 | 1.00 |
| Junior | 113 | 3.72 | 0.96 | 66 | 3.62 | 0.91 | 80 | 3.95 | 1.02 |
| Seniors | 114 | 3.77 | 0.80 | 62 | 3.71 | 1.03 | 51 | 4.08 | 1.00 |
| Female | 602 | 3.85 | 0.88 | 387 | 3.90 | 0.91 | 347 | 4.04 | 0.96 |
| Male | 201 | 3.64 | 0.95 | 124 | 3.82 | 0.96 | 90 | 3.70 | 1.02 |
| UG Lower | 282 | 3.69 | 0.93 | 145 | 3.81 | 0.89 | 154 | 3.87 | 0.92 |
| UG Upper | 227 | 3.74 | 0.88 | 128 | 3.66 | 0.97 | 131 | 4.00 | 1.01 |
| UG | 509 | 3.71 | 0.91 | 273 | 3.74 | 0.93 | 285 | 3.93 | 0.96 |
| Grad | 273 | 3.91 | 0.90 | 218 | 4.06 | 0.88 | 149 | 4.05 | 1.03 |

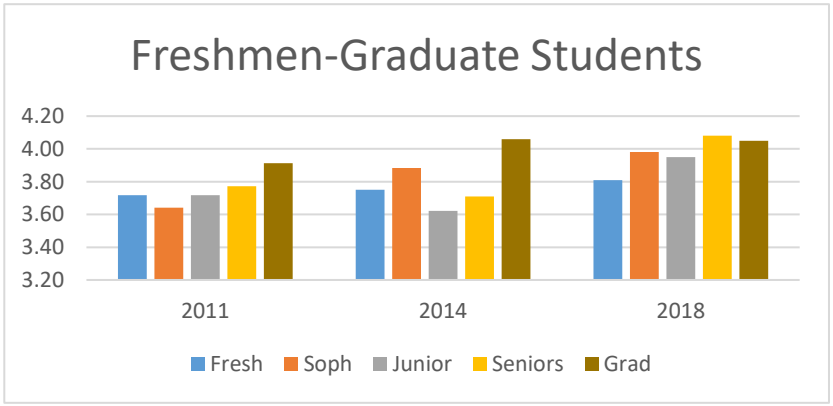


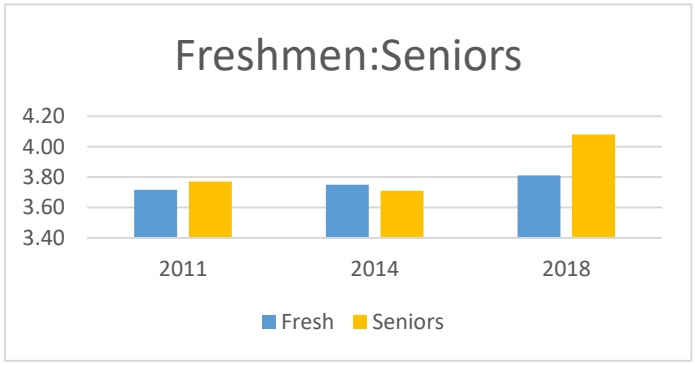


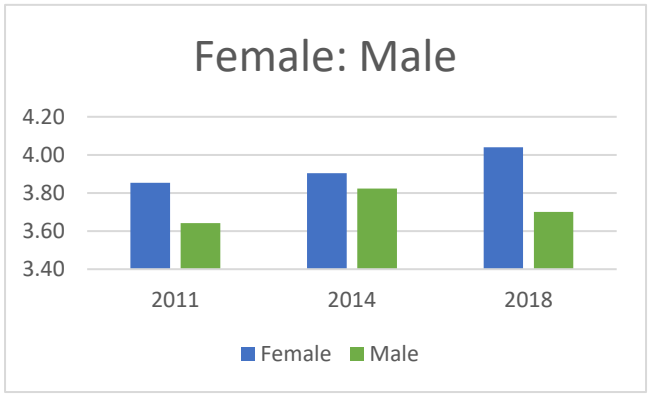


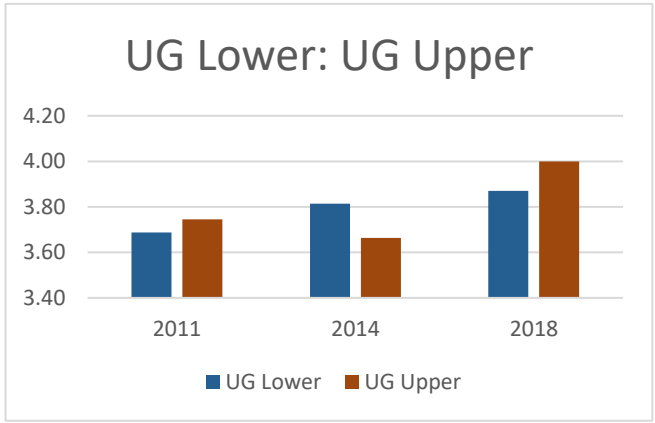

| Terrorism | | | | | | | | | |
|---|---|---|---|---|---|---|---|---|---|
| | 2011 | | | 2014 | | | 2018 | | |
| | N | Avg. | Std. Dev. | N | Avg. | Std. Dev. | N | Avg. | Std. Dev. |
| Fresh | 173 | 3.40 | 1.04 | 74 | 3.35 | 1.08 | 100 | 3.53 | 0.95 |
| Soph | 109 | 3.39 | 1.01 | 69 | 3.38 | 1.14 | 54 | 3.48 | 1.16 |
| Junior | 113 | 3.37 | 1.03 | 65 | 3.26 | 1.00 | 79 | 3.58 | 1.13 |
| Seniors | 114 | 3.32 | 1.02 | 62 | 3.40 | 1.03 | 51 | 3.43 | 1.15 |
| Female | 604 | 3.46 | 0.99 | 382 | 3.36 | 1.05 | 344 | 3.58 | 1.06 |
| Male | 200 | 3.24 | 1.16 | 124 | 3.37 | 1.07 | 89 | 3.24 | 1.17 |
| UG Lower | 282 | 3.40 | 1.03 | 143 | 3.36 | 1.10 | 154 | 3.51 | 1.02 |
| UG Upper | 227 | 3.35 | 1.02 | 127 | 3.33 | 1.02 | 130 | 3.52 | 1.14 |
| UG | 509 | 3.38 | 1.02 | 270 | 3.35 | 1.06 | 284 | 3.52 | 1.07 |
| Grad | 274 | 3.42 | 1.08 | 218 | 3.39 | 1.07 | 146 | 3.47 | 1.12 |

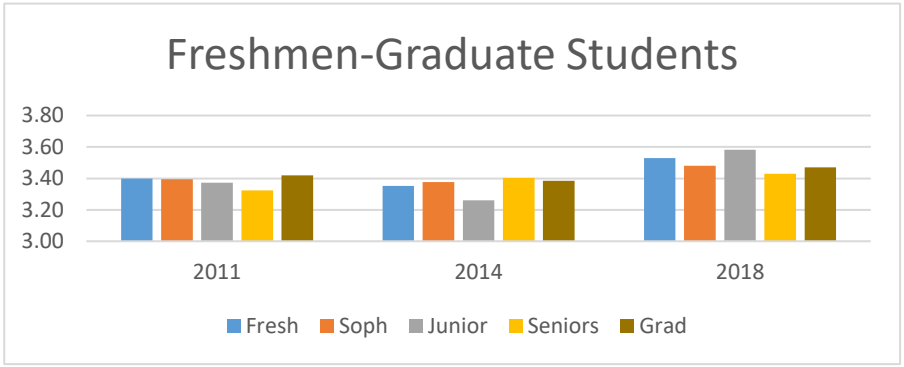


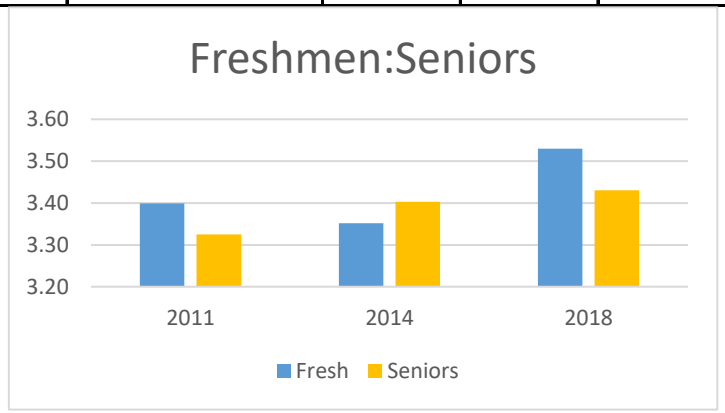


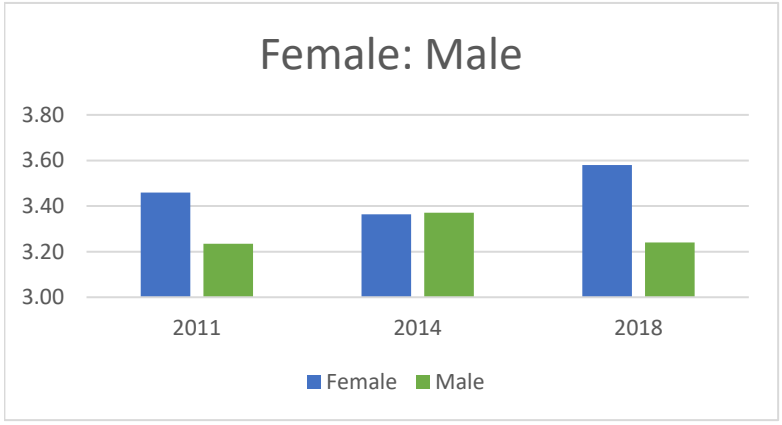


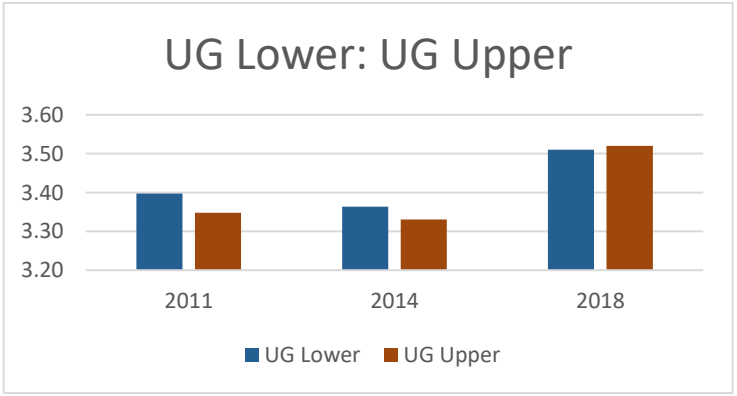

| Human exploitation (e.g. slavery sweatshops child prostitution) | | | | | | | | | |
|---|---|---|---|---|---|---|---|---|---|
| | 2011 | | | 2014 | | | 2018 | | |
| | N | Av.g | Std. Dev. | N | Avg. | Std. Dev. | N | Avg. | Std. Dev. |
| Fresh | 172 | 3.91 | 0.93 | 76 | 3.78 | 1.15 | 99 | 3.85 | 0.87 |
| Soph | 108 | 3.83 | 1.06 | 69 | 3.93 | 1.10 | 54 | 4.07 | 0.89 |
| Junior | 113 | 3.79 | 0.97 | 66 | 3.65 | 0.95 | 79 | 4.06 | 1.04 |
| Seniors | 114 | 3.91 | 0.86 | 62 | 3.98 | 0.95 | 51 | 4.25 | 0.89 |
| Female | 600 | 3.94 | 0.94 | 386 | 3.89 | 0.97 | 344 | 3.58 | 1.06 |
| Male | 199 | 3.78 | 0.96 | 123 | 3.70 | 1.09 | 89 | 3.24 | 1.17 |
| UG Lower | 280 | 3.88 | 0.98 | 145 | 3.85 | 1.13 | 153 | 3.93 | 0.88 |
| UG Upper | 227 | 3.85 | 0.91 | 128 | 3.81 | 0.96 | 130 | 4.14 | 0.99 |
| UG | 507 | 3.87 | 0.95 | 273 | 3.83 | 1.05 | 283 | 4.02 | 0.94 |
| Grad | 271 | 3.92 | 0.97 | 216 | 3.86 | 0.97 | 148 | 4.11 | 0.94 |

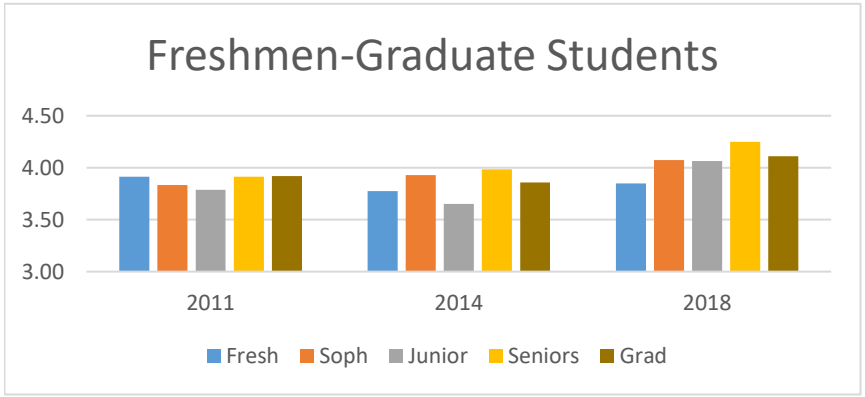


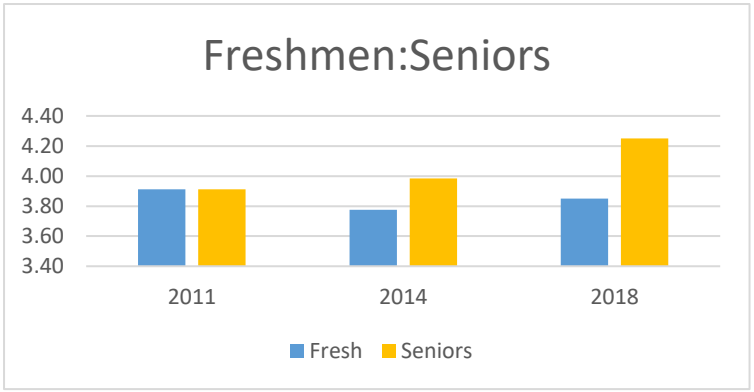


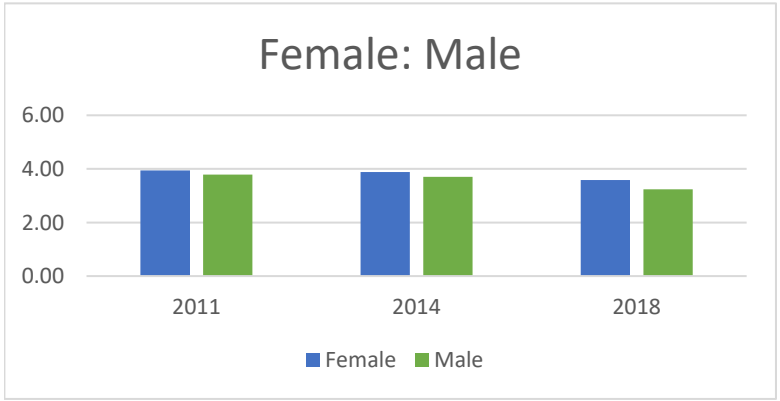


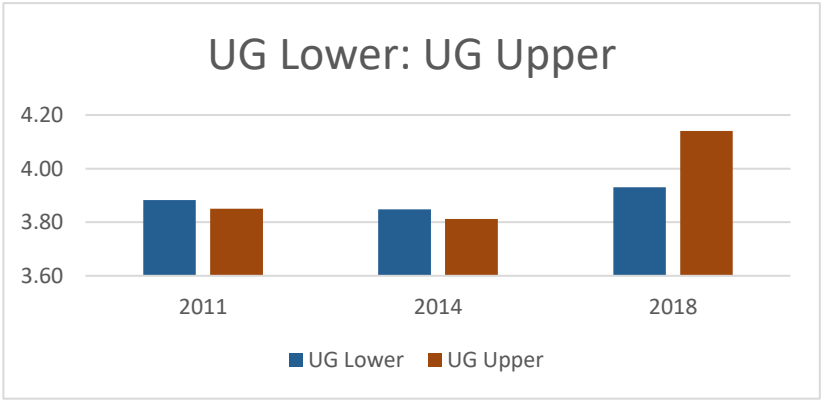

| Health issues (e.g. global epidemics access to care) | | | | | | | | | |
|---|---|---|---|---|---|---|---|---|---|
| | 2011 | | | 2014 | | | 2018 | | |
| | N | Avg. | Std. Dev. | N | Avg. | Std. Dev. | N | Avg. | Std. Dev. |
| Fresh | 173 | 3.76 | 0.95 | 76 | 3.79 | 0.97 | 100 | 3.71 | 0.88 |
| Soph | 108 | 3.75 | 1.02 | 235 | 3.89 | 0.89 | 54 | 4.07 | 0.82 |
| Junior | 112 | 3.75 | 0.93 | 144 | 3.83 | 0.96 | 80 | 4.09 | 1.05 |
| Seniors | 113 | 3.96 | 0.86 | 62 | 3.82 | 0.90 | 51 | 4.14 | 0.87 |
| Female | 598 | 3.89 | 0.94 | 387 | 3.86 | 0.90 | 348 | 4.01 | 0.92 |
| Male | 201 | 3.78 | 1.02 | 121 | 3.77 | 0.97 | 90 | 3.8 | 0.94 |
| UG Lower | 281 | 3.75 | 0.97 | 144 | 3.83 | 0.96 | 154 | 3.84 | 0.87 |
| UG Upper | 225 | 3.85 | 0.90 | 127 | 3.76 | 0.92 | 131 | 4.11 | 0.98 |
| UG | 506 | 3.80 | 0.94 | 271 | 3.79 | 0.94 | 285 | 3.96 | 0.93 |
| Grad | 274 | 3.89 | 1.02 | 235 | 3.89 | 0.89 | 150 | 3.96 | 0.90 |

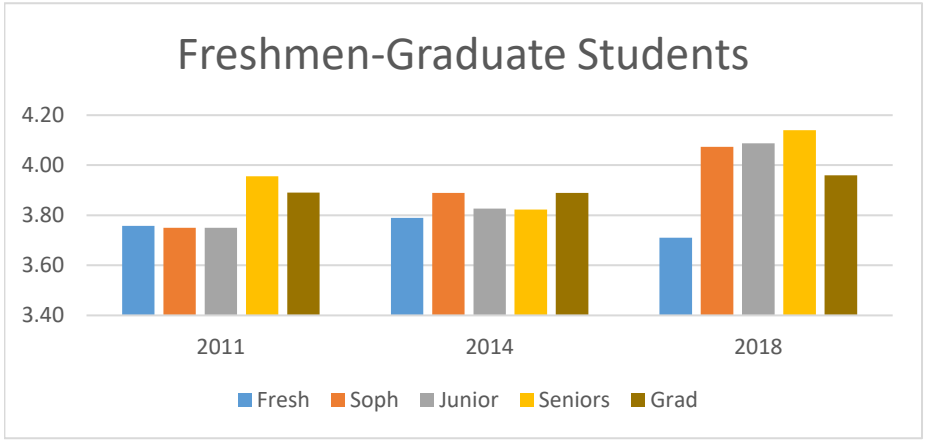


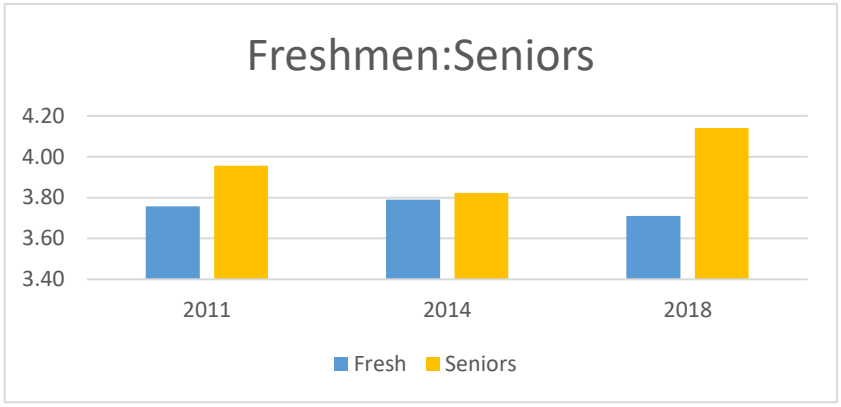


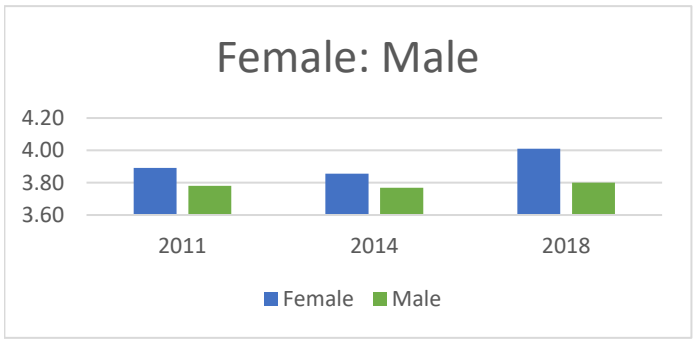


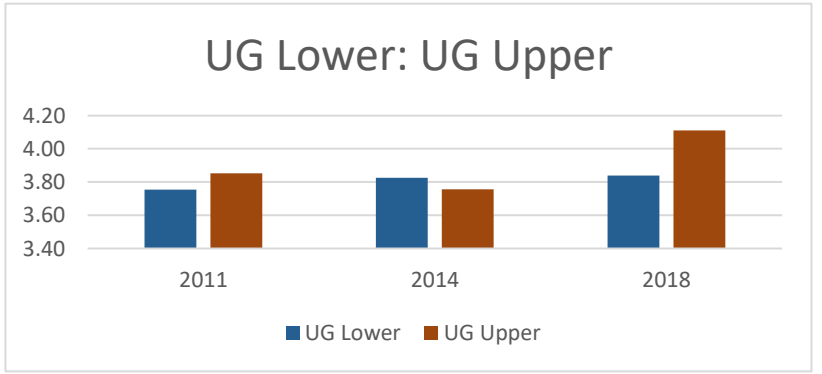

| Use of military force to resolve conflicts | | | | | | | | | |
|---|---|---|---|---|---|---|---|---|---|
| | 2011 | | | 2014 | | | 2018 | | |
| | N | Avg. | Std. Dev. | N | Avg. | Std. Dev. | N | Avg. | Std. Dev. |
| Fresh | 171 | 3.25 | 1.15 | 76 | 3.58 | 1.05 | 100 | 3.23 | 1.04 |
| Soph | 109 | 3.24 | 1.10 | 69 | 3.07 | 1.10 | 54 | 3.22 | 1.13 |
| Junior | 113 | 3.36 | 0.99 | 66 | 3.23 | 0.99 | 79 | 3.29 | 1.16 |
| Seniors | 113 | 3.20 | 1.14 | 62 | 3.31 | 0.95 | 51 | 3.29 | 1.29 |
| Female | 602 | 3.31 | 1.08 | 385 | 3.38 | 1.03 | 345 | 3.34 | 1.13 |
| Male | 199 | 3.35 | 1.10 | 122 | 3.23 | 1.06 | 90 | 3.39 | 1.13 |
| UG Lower | 280 | 3.24 | 1.13 | 145 | 3.34 | 1.10 | 154 | 3.23 | 1.07 |
| UG Upper | 226 | 3.28 | 1.07 | 128 | 3.27 | 0.97 | 130 | 3.29 | 1.20 |
| UG | 506 | 3.26 | 1.10 | 273 | 3.30 | 1.04 | 284 | 3.26 | 1.13 |
| Grad | 273 | 3.41 | 1.05 | 215 | 3.41 | 1.04 | 148 | 3.54 | 1.08 |

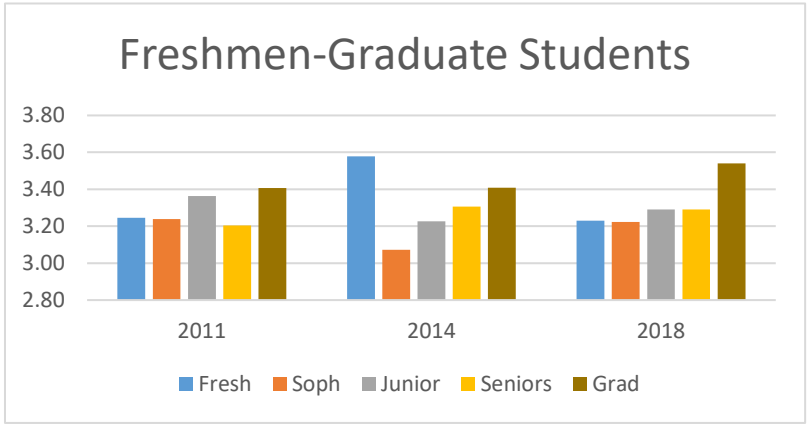


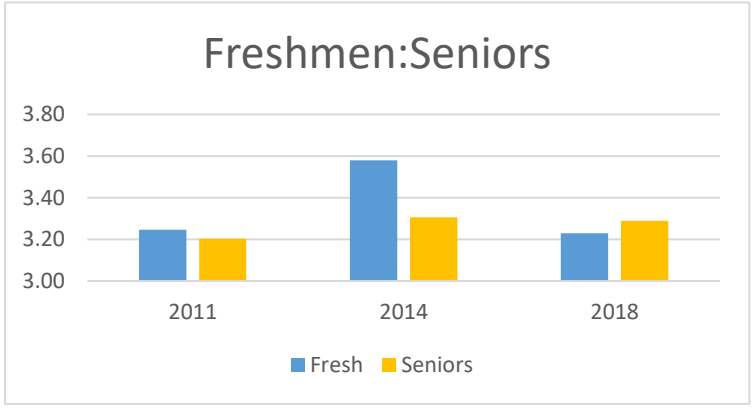


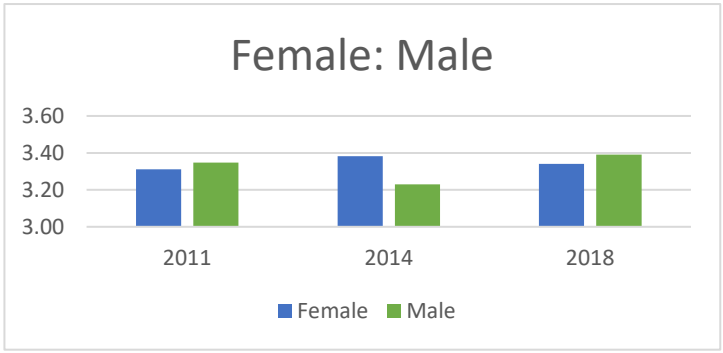


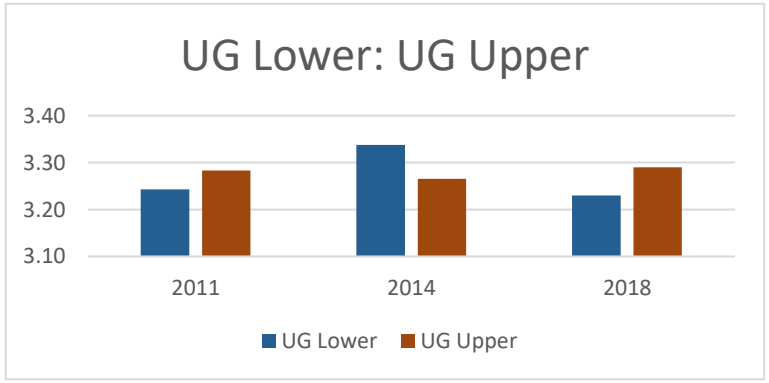

| Conflicts caused by ethnic or religious differences | | | | | | | | | |
|---|---|---|---|---|---|---|---|---|---|
| | 2011 | | | 2014 | | | 2018 | | |
| | N | Avg. | Std. Dev. | N | Avg. | Std.Dev. | N | Avg. | Std. Dev. |
| Fresh | 170 | 3.49 | 1.05 | 76 | 3.58 | 1.05 | 100 | 3.49 | 1.03 |
| Soph | 109 | 3.44 | 1.17 | 69 | 3.07 | 1.10 | 54 | 3.61 | 1.11 |
| Junior | 112 | 3.43 | 1.05 | 66 | 3.23 | 0.99 | 79 | 3.78 | 1.02 |
| Seniors | 111 | 3.55 | 0.98 | 62 | 3.31 | 0.95 | 51 | 3.69 | 1.01 |
| Female | 596 | 3.55 | 1.04 | 386 | 3.61 | 1.02 | 348 | 3.69 | 1.04 |
| Male | 198 | 3.53 | 1.09 | 123 | 3.53 | 1.07 | 89 | 3.55 | 1.07 |
| UG Lower | 279 | 3.47 | 1.10 | 145 | 3.34 | 1.10 | 154 | 3.53 | 1.06 |
| UG Upper | 223 | 3.49 | 1.01 | 128 | 3.27 | 0.97 | 130 | 3.75 | 1.01 |
| UG | 502 | 3.48 | 1.06 | 273 | 3.30 | 1.04 | 284 | 3.63 | 1.04 |
| Grad | 271 | 3.62 | 1.04 | 215 | 3.41 | 1.04 | 150 | 3.73 | 1.04 |

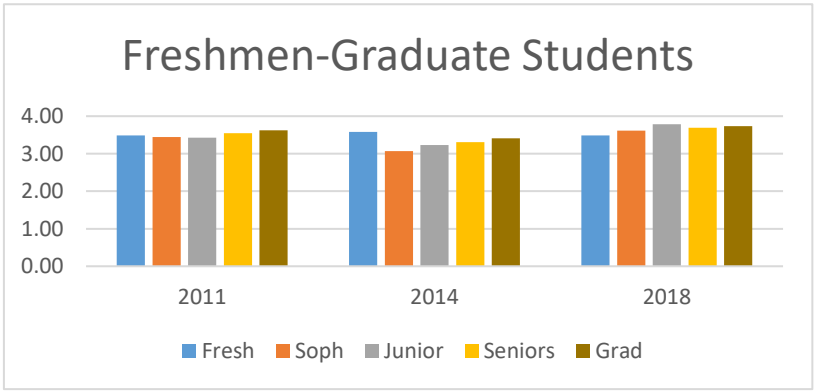


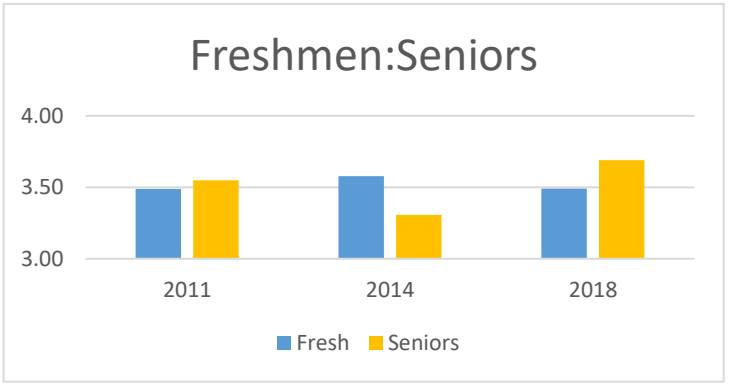


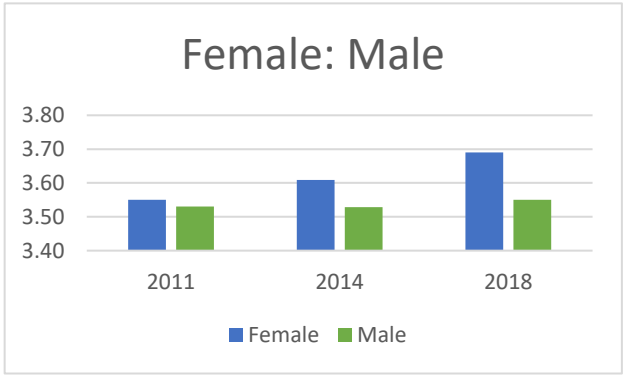


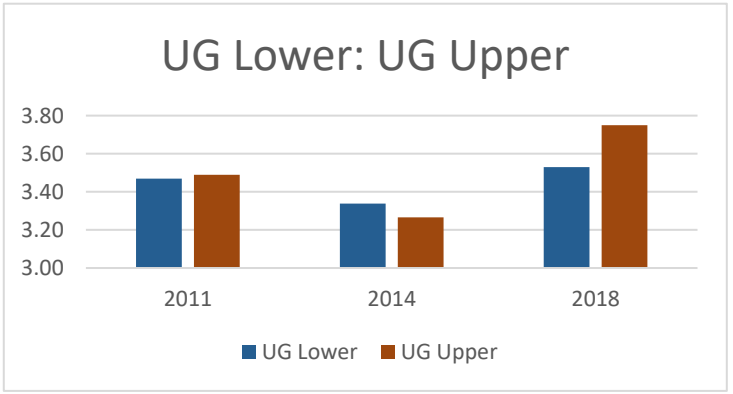

| Interdependence of world economies | | | | | | | | | |
|---|---|---|---|---|---|---|---|---|---|
| | 2011 | | | 2014 | | | 2018 | | |
| | N | Avg. | Std. Dev. | N | Avg. | Std. Dev. | N | Avg. | Std. Dev. |
| Fresh | 170 | 2.89 | 0.98 | 76 | 3.18 | 1.07 | 100 | 2.83 | 1.00 |
| Soph | 108 | 3.03 | 1.13 | 69 | 2.97 | 1.20 | 54 | 2.94 | 1.16 |
| Junior | 112 | 3.25 | 0.96 | 64 | 3.06 | 0.96 | 80 | 3.10 | 1.20 |
| Seniors | 111 | 3.23 | 1.12 | 62 | 3.16 | 1.04 | 51 | 3.16 | 1.14 |
| Female | 598 | 3.19 | 1.04 | 384 | 3.11 | 1.05 | 345 | 3.05 | 1.09 |
| Male | 199 | 3.22 | 1.06 | 123 | 3.21 | 1.12 | 90 | 3.19 | 1.06 |
| UG Lower | 278 | 2.95 | 1.04 | 145 | 3.08 | 1.13 | 154 | 2.87 | 1.05 |
| UG Upper | 223 | 3.24 | 1.04 | 126 | 3.11 | 1.00 | 131 | 3.12 | 0.17 |
| UG | 501 | 3.08 | 1.05 | 271 | 3.10 | 1.07 | 285 | 2.99 | 1.11 |
| Grad | 275 | 3.42 | 0.99 | 217 | 3.17 | 1.05 | 147 | 3.22 | 1.01 |

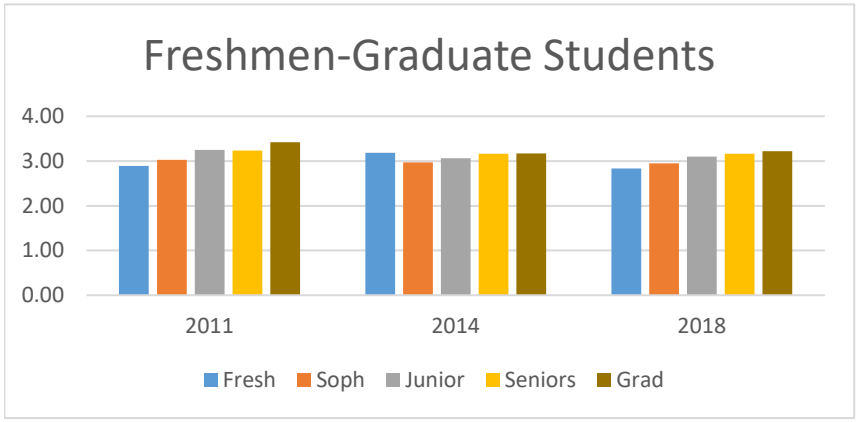


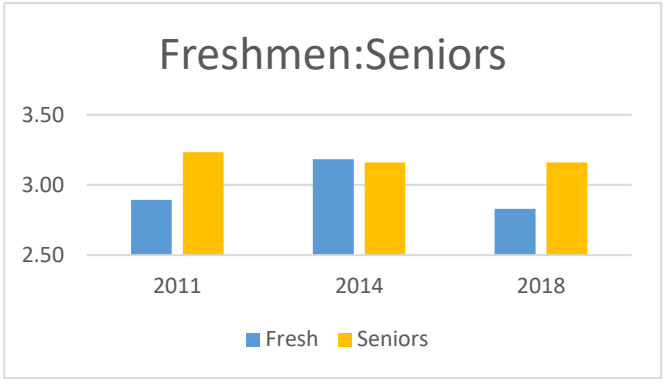


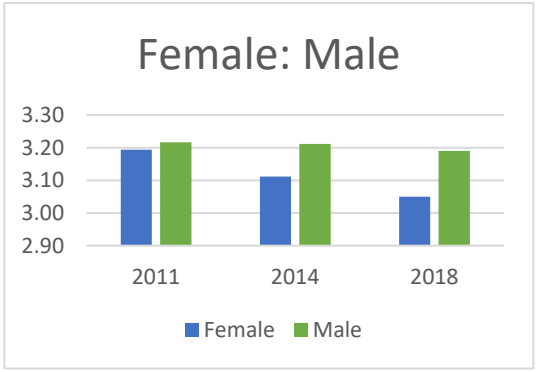


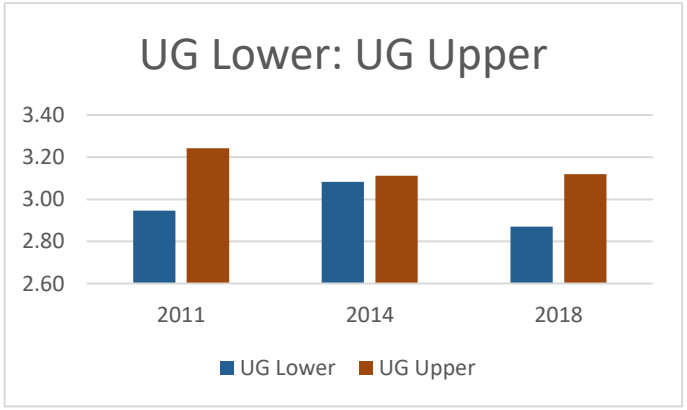

| Democratic transformation around the world | | | | | | | | | |
|---|---|---|---|---|---|---|---|---|---|
| | 2011 | | | 2014 | | | 2018 | | |
| | N | Avg. | Std. Dev. | N | Avg. | Std. Dev. | N | Avg. | Std. Dev. |
| Fresh | 172 | 2.80 | 1.03 | 76 | 3.07 | 1.14 | 98 | 2.92 | 0.94 |
| Soph | 108 | 2.90 | 1.10 | 69 | 2.99 | 1.09 | 54 | 3.09 | 1.00 |
| Junior | 113 | 2.84 | 0.90 | 65 | 2.89 | 1.05 | 80 | 3.08 | 1.12 |
| Seniors | 114 | 2.98 | 1.07 | 60 | 3.10 | 1.00 | 50 | 3.1 | 1.27 |
| Female | 600 | 2.96 | 0.99 | 385 | 2.97 | 1.07 | 343 | 3.06 | 1.09 |
| Male | 200 | 2.95 | 1.07 | 123 | 3.07 | 1.08 | 90 | 3.11 | 1.08 |
| UG Lower | 280 | 2.84 | 1.05 | 145 | 3.03 | 1.11 | 152 | 2.98 | 0.96 |
| UG Upper | 227 | 2.91 | 0.99 | 125 | 2.99 | 1.03 | 130 | 3.08 | 1.17 |
| UG | 507 | 2.87 | 1.03 | 270 | 3.01 | 1.07 | 282 | 3.03 | 1.06 |
| Grad | 272 | 3.11 | 0.96 | 219 | 2.95 | 1.08 | 148 | 3.12 | 1.15 |

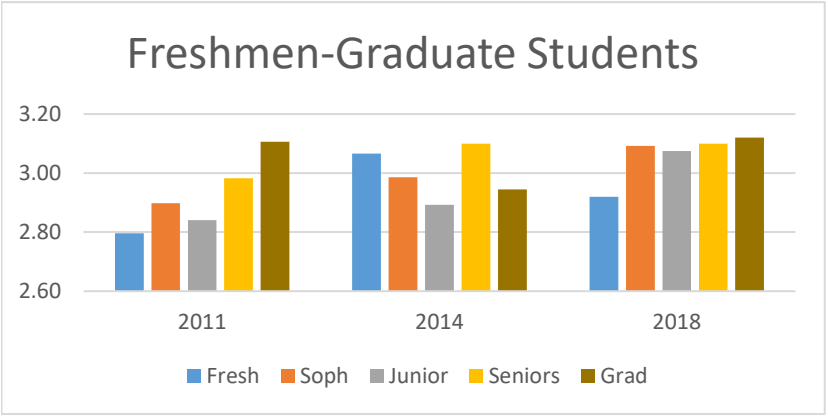


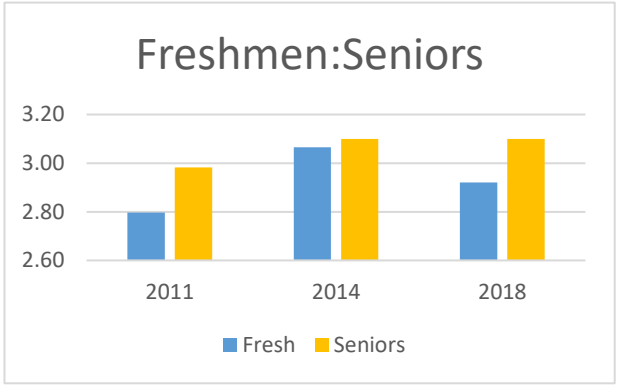


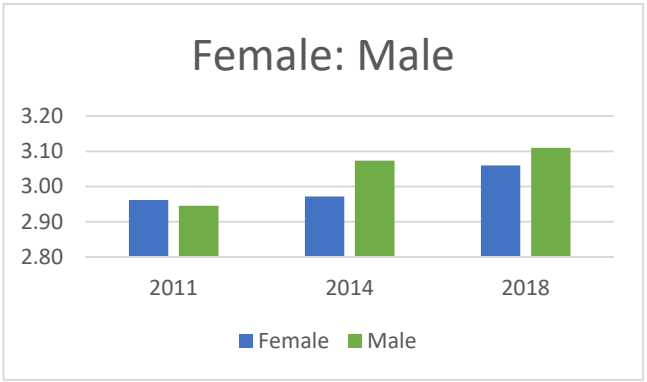


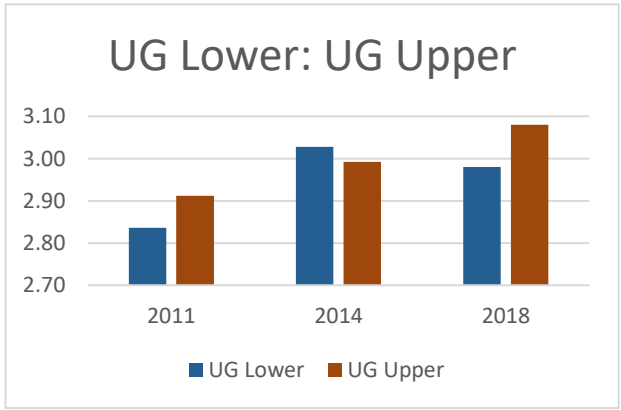

| I am curious about global issues. | | | | | | | | | |
|---|---|---|---|---|---|---|---|---|---|
| | 2011 | | | 2014 | | | 2018 | | |
| | N | Avg. | Std. Dev. | N | Avg. | Std. Dev. | N | Avg. | Std. Dev. |
| Fresh | 173 | 3.68 | 0.81 | 75 | 3.72 | 0.89 | 100 | 3.79 | 0.71 |
| Soph | 109 | 3.81 | 0.91 | 70 | 3.67 | 0.90 | 54 | 3.87 | 0.80 |
| Junior | 113 | 3.89 | 0.88 | 65 | 3.83 | 0.82 | 80 | 3.91 | 0.70 |
| Seniors | 113 | 3.92 | 0.77 | 63 | 4.03 | 0.98 | 51 | 4.12 | 0.86 |
| Female | 604 | 3.93 | 0.82 | 388 | 3.95 | 0.82 | 347 | 3.99 | 0.72 |
| Male | 200 | 3.90 | 0.85 | 123 | 3.96 | 0.87 | 88 | 3.9 | 0.87 |
| UG Lower | 282 | 3.73 | 0.85 | 145 | 3.70 | 0.89 | 154 | 3.82 | 0.74 |
| UG Upper | 226 | 3.91 | 0.82 | 128 | 3.93 | 0.91 | 131 | 3.99 | 0.77 |
| UG | 508 | 3.81 | 0.84 | 273 | 3.81 | 0.90 | 385 | 3.9 | 0.76 |
| Grad | 275 | 4.11 | 0.77 | 218 | 4.12 | 0.70 | 147 | 4.13 | 0.69 |

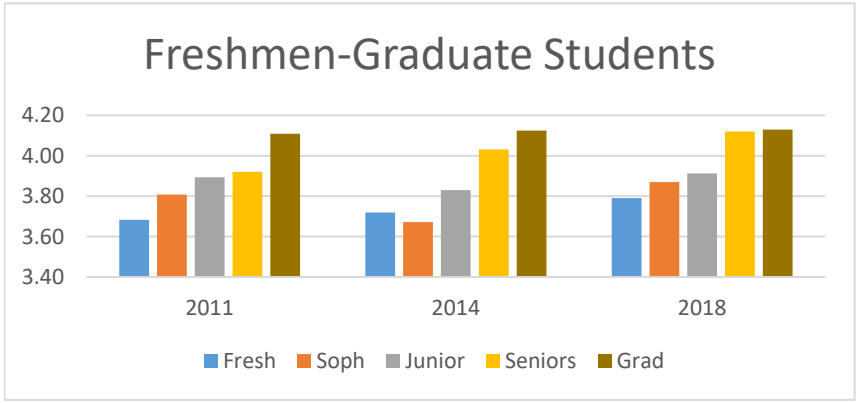


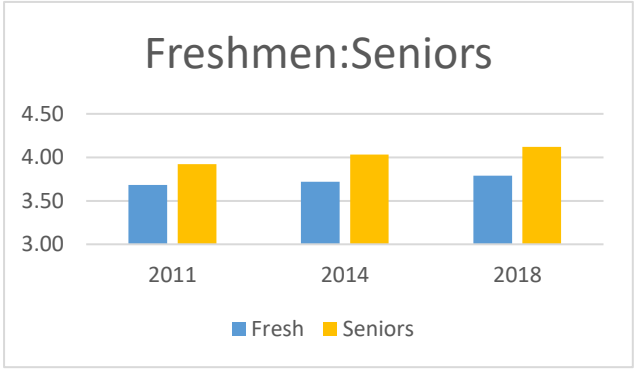


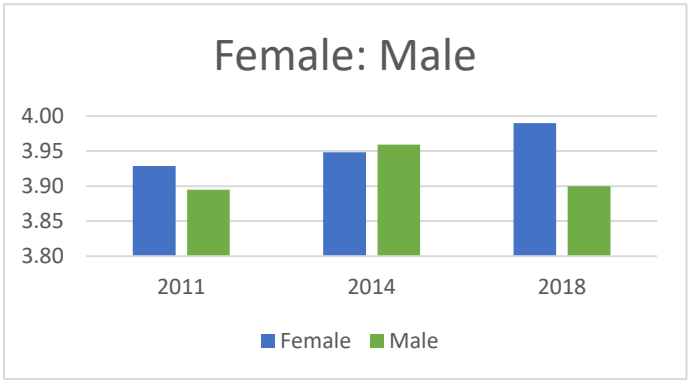


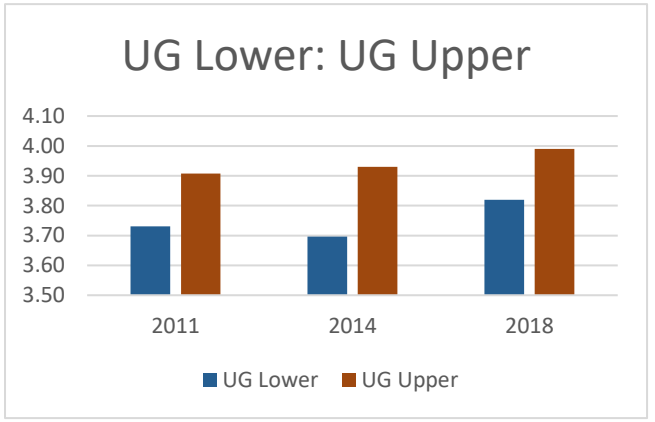

| When I learn about something that has happened in another part of the world I see how it might relate to me. | | | | | | | | | |
|---|---|---|---|---|---|---|---|---|---|
| | 2011 | | | 2014 | | | 2018 | | |
| | N | Avg. | Std. Dev. | N | Avg. | Std. Dev. | N | Avg. | Std. Dev. |
| Fresh | 172 | 3.61 | 0.89 | 75 | 3.71 | 0.90 | 99 | 3.54 | 0.75 |
| Soph | 109 | 3.83 | 0.91 | 70 | 3.76 | 0.84 | 54 | 3.81 | 0.78 |
| Junior | 113 | 3.64 | 0.81 | 66 | 3.76 | 0.72 | 80 | 3.86 | 0.90 |
| Seniors | 114 | 3.75 | 0.84 | 63 | 3.97 | 0.82 | 51 | 3.96 | 0.82 |
| Female | 604 | 3.78 | 0.84 | 386 | 3.90 | 0.80 | 347 | 3.82 | 0.83 |
| Male | 200 | 3.76 | 0.95 | 124 | 3.81 | 0.82 | 90 | 3.78 | 0.88 |
| UG Lower | 281 | 3.69 | 0.90 | 145 | 3.73 | 0.87 | 153 | 3.63 | 0.77 |
| UG Upper | 227 | 3.69 | 0.83 | 129 | 3.86 | 0.78 | 131 | 3.90 | 0.87 |
| UG | 508 | 3.69 | 0.87 | 274 | 3.79 | 0.83 | 284 | 3.76 | 0.82 |
| Grad | 275 | 3.93 | 0.86 | 216 | 4.00 | 0.76 | 150 | 3.93 | 0.82 |

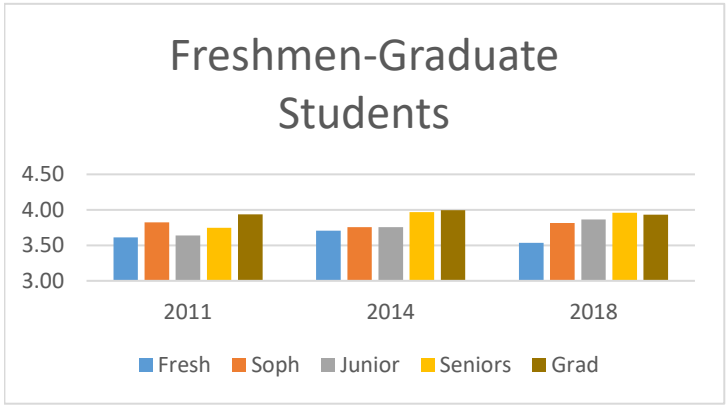


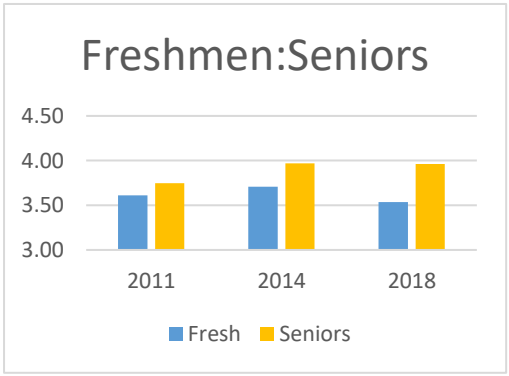


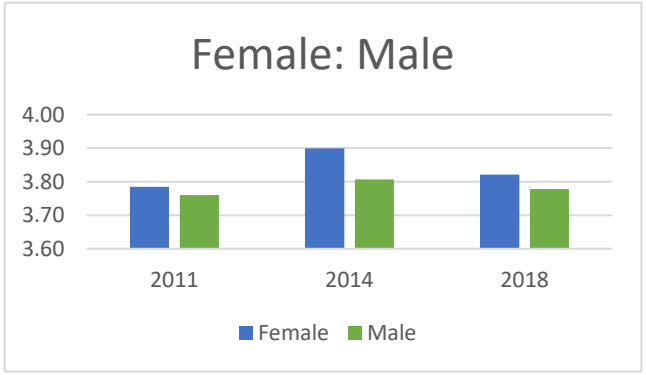


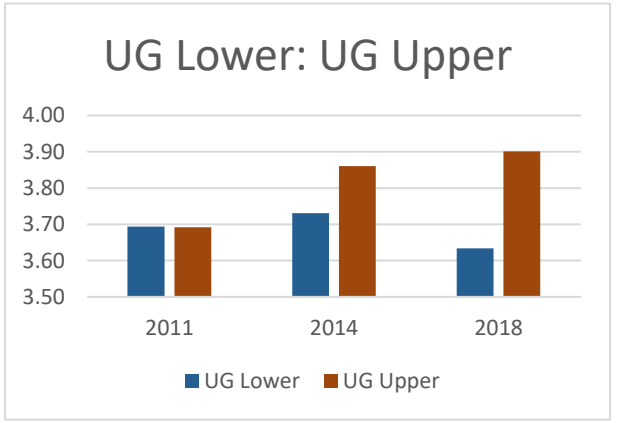

| I am able to make a difference in the world. | | | | | | | | | |
|---|---|---|---|---|---|---|---|---|---|
| | 2011 | | | 2014 | | | 2018 | | |
| | N | Avg. | Std. Dev. | N | Avg. | Std. Dev. | N | Avg. | Std. Dev. |
| Fresh | 172 | 3.96 | 0.84 | 75 | 3.72 | 0.91 | 100 | 3.67 | 0.83 |
| Soph | 109 | 3.88 | 0.88 | 68 | 3.79 | 0.99 | 54 | 3.65 | 0.89 |
| Junior | 113 | 3.82 | 0.86 | 65 | 3.69 | 1.00 | 80 | 3.81 | 0.86 |
| Seniors | 113 | 3.96 | 0.81 | 63 | 3.76 | 0.89 | 51 | 4.02 | 0.76 |
| Female | 602 | 3.93 | 0.76 | 388 | 3.83 | 0.87 | 347 | 3.86 | 0.78 |
| Male | 200 | 3.78 | 1.02 | 123 | 3.66 | 0.97 | 90 | 3.69 | 0.91 |
| UG Lower | 281 | 3.93 | 0.85 | 143 | 3.76 | 0.94 | 154 | 3.66 | 0.85 |
| UG Upper | 226 | 3.89 | 0.84 | 128 | 3.73 | 0.95 | 131 | 3.89 | 0.83 |
| UG | 507 | 3.91 | 0.85 | 271 | 3.74 | 0.94 | 285 | 3.77 | 0.84 |
| Grad | 274 | 3.86 | 0.84 | 220 | 3.87 | 0.81 | 149 | 3.93 | 0.72 |

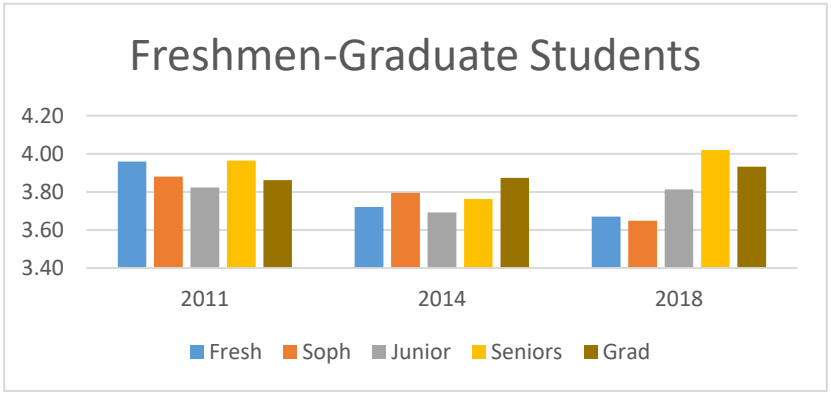


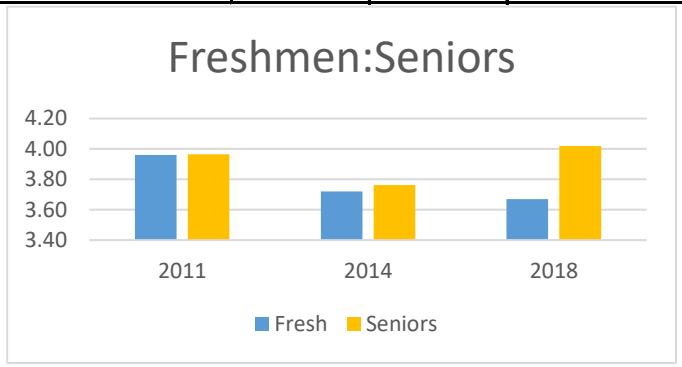


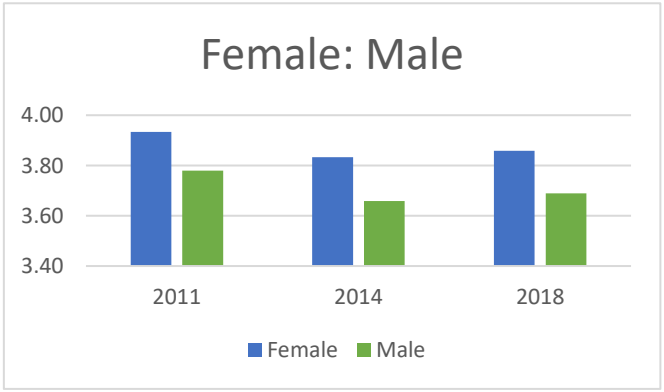


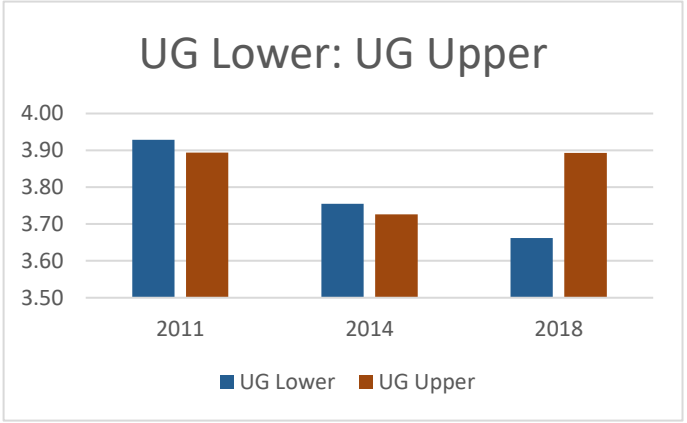

| It is important to examine how my behavior is influenced by my biases related to race and culture. | | | | | | | | | |
|---|---|---|---|---|---|---|---|---|---|
| | 2011 | | | 2014 | | | 2018 | | |
| | N | Avg. | Std. Dev. | N | Avg. | Std. Dev. | N | Avg. | Std. Dev. |
| Fresh | 173 | 3.85 | 0.83 | 75 | 4.00 | 0.82 | 100 | 3.89 | 0.72 |
| Soph | 109 | 3.87 | 0.93 | 70 | 4.11 | 0.75 | 54 | 4.11 | 0.72 |
| Junior | 113 | 4.03 | 0.75 | 65 | 3.83 | 0.78 | 79 | 4.14 | 0.78 |
| Seniors | 114 | 4.02 | 0.81 | 63 | 4.00 | 0.78 | 51 | 4.27 | 0.80 |
| Female | 604 | 4.04 | 0.79 | 386 | 4.13 | 0.73 | 346 | 4.18 | 0.74 |
| Male | 200 | 3.85 | 0.90 | 125 | 4.08 | 0.89 | 90 | 4.04 | 0.81 |
| UG Lower | 282 | 3.86 | 0.87 | 145 | 4.06 | 0.79 | 154 | 3.97 | 0.73 |
| UG Upper | 227 | 4.02 | 0.78 | 128 | 3.91 | 0.78 | 130 | 4.19 | 0.79 |
| UG | 509 | 3.93 | 0.83 | 273 | 3.99 | 0.79 | 284 | 4.07 | 0.76 |
| Grad | 274 | 4.12 | 0.77 | 219 | 4.29 | 0.72 | 149 | 4.32 | 0.73 |

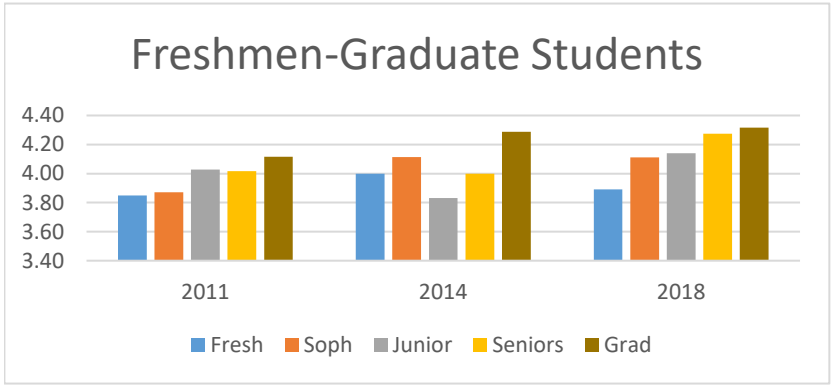


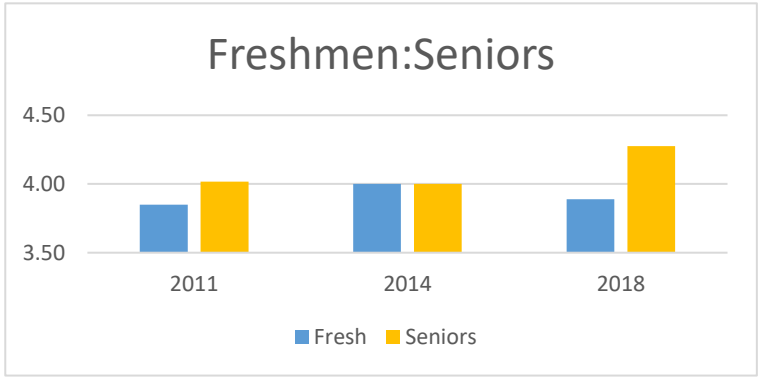


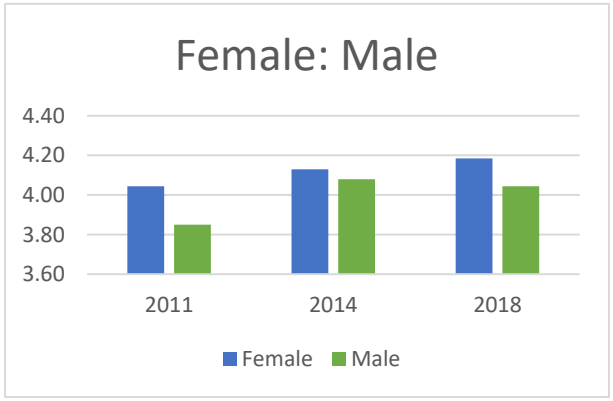


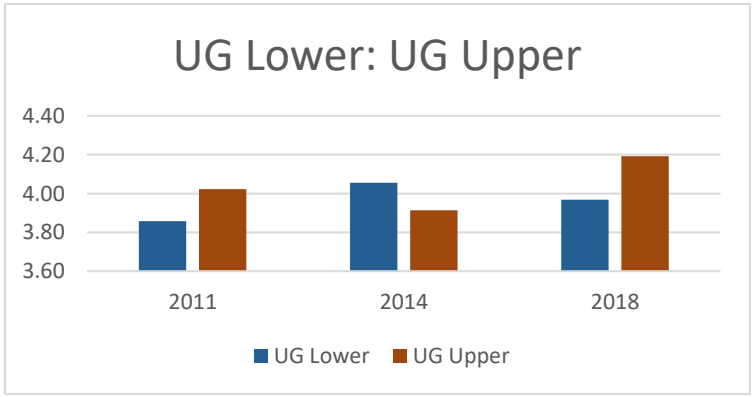

| I benefit from interacting with people from other cultures. | | | | | | | | | |
|---|---|---|---|---|---|---|---|---|---|
| | 2011 | | | 2014 | | | 2018 | | |
| | N | Avg. | Std. Dev. | N | Avg. | Std. Dev. | N | Avg. | Std. Dev. |
| Fresh | 173 | 4.30 | 0.70 | 75 | 4.28 | 0.81 | 100 | 4.25 | 0.73 |
| Soph | 108 | 4.21 | 0.79 | 70 | 4.37 | 0.71 | 54 | 4.22 | 0.86 |
| Junior | 112 | 4.21 | 0.84 | 66 | 4.26 | 0.73 | 80 | 4.46 | 0.67 |
| Seniors | 113 | 4.50 | 0.58 | 63 | 4.29 | 0.81 | 51 | 4.53 | 0.67 |
| Female | 601 | 4.40 | 0.66 | 389 | 4.47 | 0.66 | 348 | 4.45 | 0.69 |
| Male | 200 | 4.30 | 0.81 | 124 | 4.20 | 0.79 | 90 | 4.32 | 0.70 |
| UG Lower | 281 | 4.27 | 0.73 | 145 | 4.32 | 0.76 | 154 | 4.24 | 0.78 |
| UG Upper | 225 | 4.36 | 0.74 | 129 | 4.27 | 0.77 | 131 | 4.49 | 0.67 |
| UG | 506 | 4.31 | 0.74 | 274 | 4.30 | 0.76 | 285 | 4.35 | 0.74 |
| Grad | 274 | 4.51 | 0.59 | 219 | 4.55 | 0.57 | 150 | 4.54 | 0.59 |

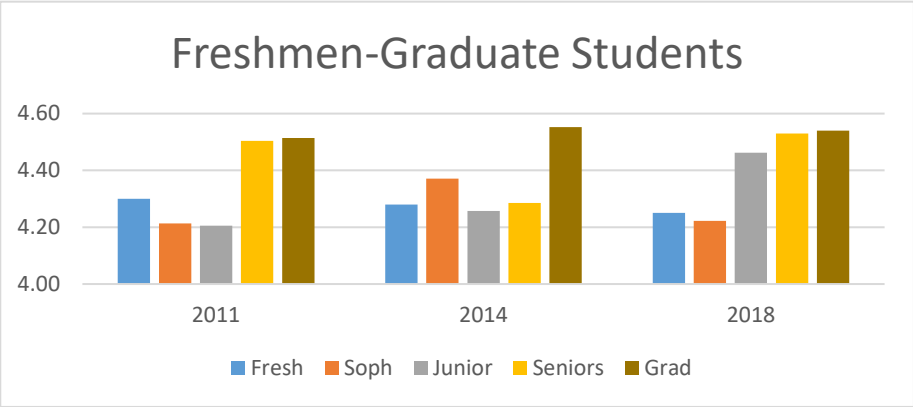


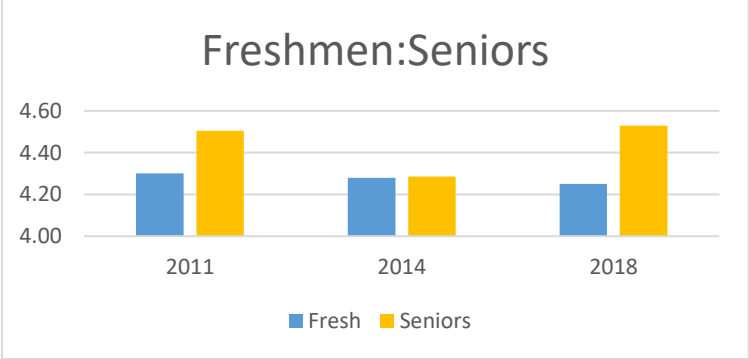


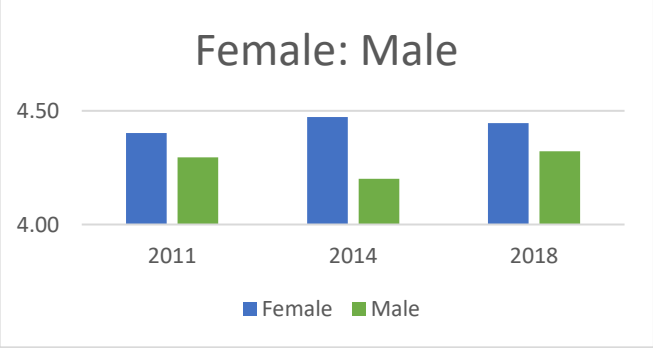


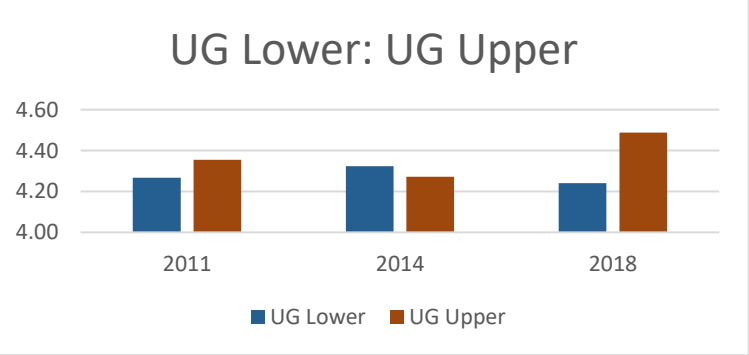

| I believe there is value in speaking a language other than English. | | | | | | | | | |
|---|---|---|---|---|---|---|---|---|---|
| | 2011 | | | 2014 | | | 2018 | | |
| | N | Avg. | Std. Dev. | N | Avg. | Std. Dev. | N | Avg. | Std. Dev. |
| Fresh | 173 | 4.50 | 0.70 | 74 | 4.49 | 0.80 | 99 | 4.54 | 0.66 |
| Soph | 109 | 4.38 | 0.81 | 70 | 4.50 | 0.79 | 54 | 4.63 | 0.62 |
| Junior | 113 | 4.38 | 0.81 | 66 | 4.39 | 0.87 | 80 | 4.55 | 0.63 |
| Seniors | 114 | 4.49 | 0.79 | 62 | 4.44 | 0.67 | 50 | 4.54 | 0.73 |
| Female | 604 | 4.48 | 0.72 | 387 | 4.48 | 0.75 | 344 | 4.60 | 0.63 |
| Male | 201 | 4.38 | 0.84 | 123 | 4.36 | 0.79 | 89 | 4.55 | 0.66 |
| UG Lower | 282 | 4.45 | 0.75 | 144 | 4.49 | 0.79 | 153 | 4.57 | 0.65 |
| UG Upper | 227 | 4.44 | 0.80 | 128 | 4.41 | 0.78 | 130 | 4.55 | 0.67 |
| UG | 509 | 4.45 | 0.77 | 272 | 4.46 | 0.79 | 283 | 4.56 | 0.66 |
| Grad | 275 | 4.49 | 0.69 | 236 | 4.44 | 0.73 | 147 | 4.64 | 0.60 |

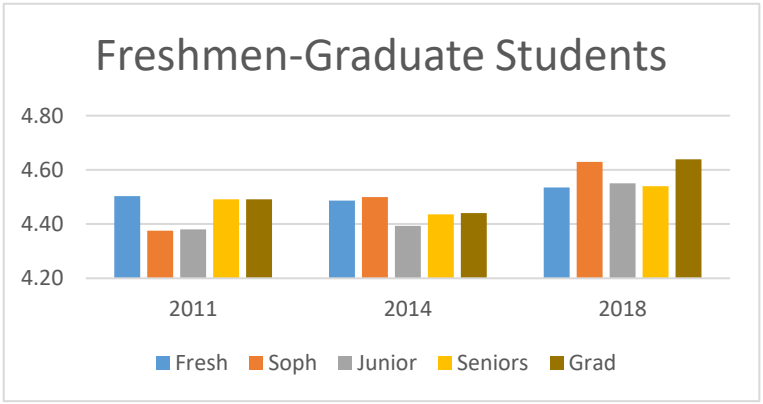


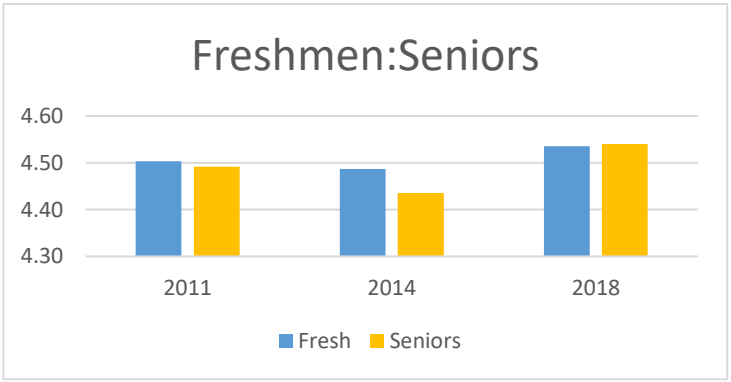


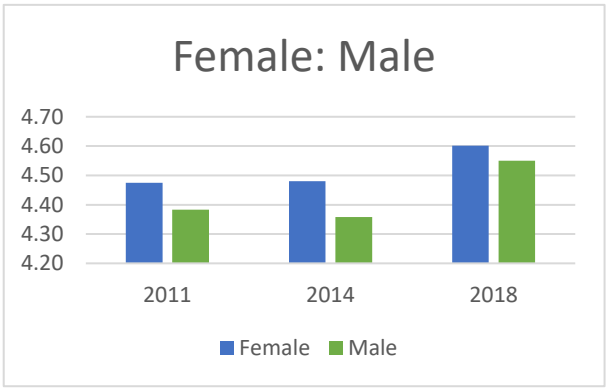


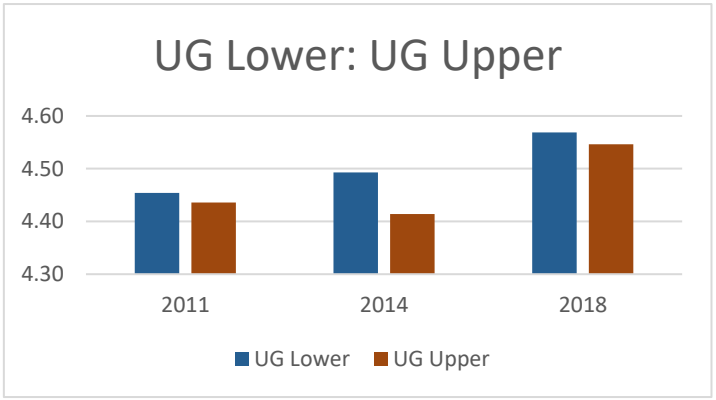

| Make consumer decisions based on a product's global impact (e.g. environmental economic social) | | | | | | | | | |
|---|---|---|---|---|---|---|---|---|---|
| | 2011 | | | 2014 | | | 2018 | | |
| | N | Avg. | Std. Dev. | N | Avg. | Std. Dev. | N | Avg. | Std. Dev. |
| Fresh | 173 | 2.68 | 0.89 | 73 | 2.81 | 1.02 | 100 | 2.97 | 0.93 |
| Soph | 109 | 2.82 | 0.99 | 70 | 2.94 | 0.92 | 54 | 3.30 | 0.77 |
| Junior | 113 | 2.97 | 0.99 | 66 | 3.02 | 1.03 | 79 | 3.28 | 0.90 |
| Seniors | 114 | 3.07 | 1.00 | 62 | 3.16 | 1.15 | 51 | 3.39 | 1.10 |
| Female | 603 | 3.04 | 0.97 | 386 | 3.14 | 1.01 | 347 | 3.22 | 0.92 |
| Male | 201 | 2.87 | 1.00 | 123 | 2.87 | 1.04 | 90 | 3.19 | 0.97 |
| UG Lower | 282 | 2.73 | 0.93 | 143 | 2.87 | 0.97 | 154 | 3.08 | 0.89 |
| UG Upper | 227 | 3.02 | 0.99 | 128 | 3.09 | 1.09 | 130 | 3.32 | 0.98 |
| UG | 509 | 2.86 | 0.97 | 271 | 2.97 | 1.03 | 284 | 3.19 | 0.94 |
| Grad | 274 | 3.22 | 0.97 | 219 | 3.22 | 0.97 | 150 | 3.23 | 0.89 |

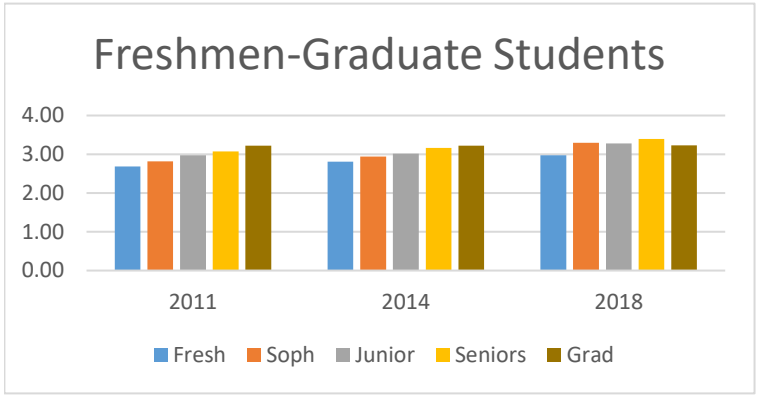


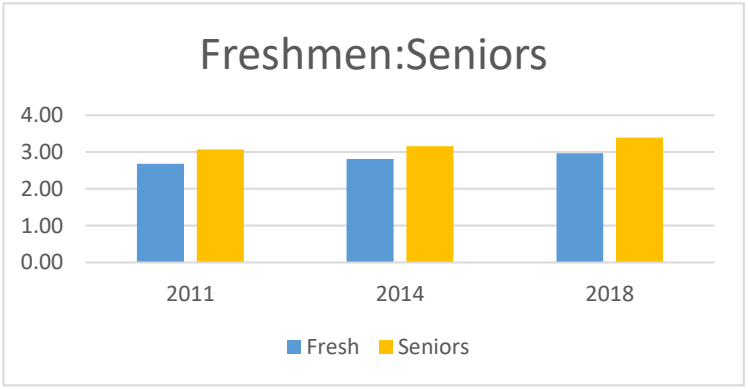


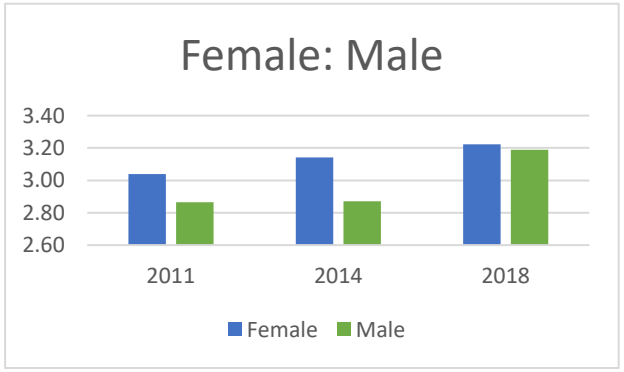


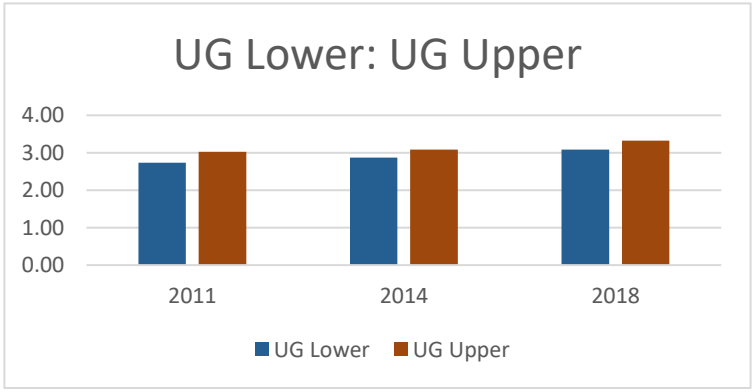

| Speak out against injustice | | | | | | | | | |
|---|---|---|---|---|---|---|---|---|---|
| | 2011 | | | 2014 | | | 2018 | | |
| | N | Avg. | Std. Dev. | N | Avg. | Std. Dev. | N | Avg. | Std. Dev. |
| Fresh | 173 | 3.09 | 0.96 | 75 | 3.28 | 1.06 | 100 | 3.30 | 0.95 |
| Soph | 109 | 3.29 | 0.97 | 70 | 3.33 | 1.00 | 54 | 3.44 | 1.02 |
| Junior | 113 | 3.43 | 0.94 | 66 | 3.17 | 0.97 | 80 | 3.28 | 1.03 |
| Seniors | 113 | 3.35 | 0.96 | 62 | 3.24 | 0.95 | 51 | 3.59 | 0.98 |
| Female | 603 | 3.35 | 0.95 | 387 | 3.39 | 0.98 | 347 | 3.48 | 0.95 |
| Male | 200 | 3.20 | 1.00 | 123 | 3.25 | 1.04 | 90 | 3.18 | 1.10 |
| UG Lower | 282 | 3.17 | 0.97 | 145 | 3.30 | 1.03 | 154 | 3.35 | 0.97 |
| UG Upper | 226 | 3.39 | 0.95 | 128 | 3.20 | 0.96 | 131 | 3.40 | 1.02 |
| UG | 508 | 3.27 | 0.97 | 273 | 3.26 | 1.00 | 285 | 3.37 | 0.99 |
| Grad | 274 | 3.38 | 0.98 | 217 | 3.46 | 0.99 | 149 | 3.54 | 0.94 |

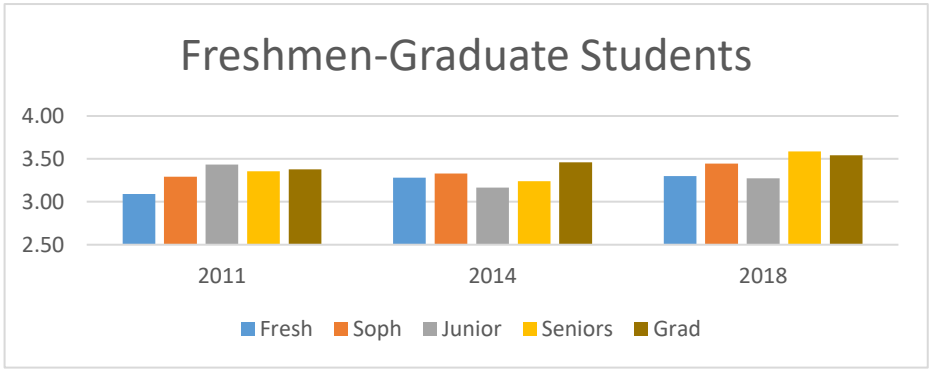


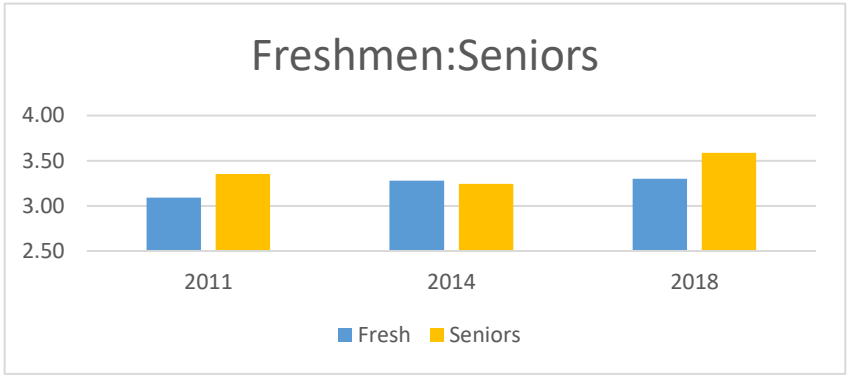


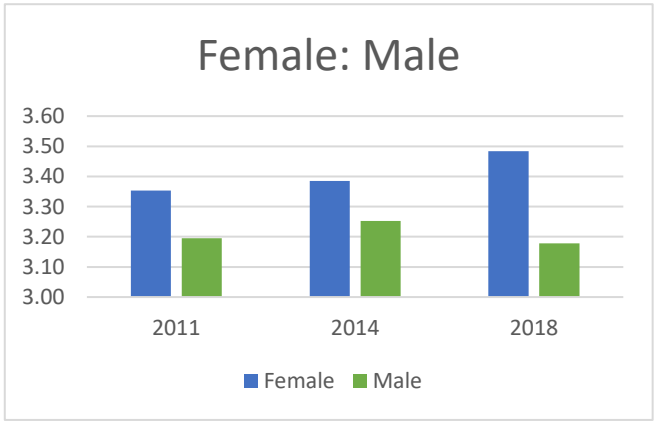


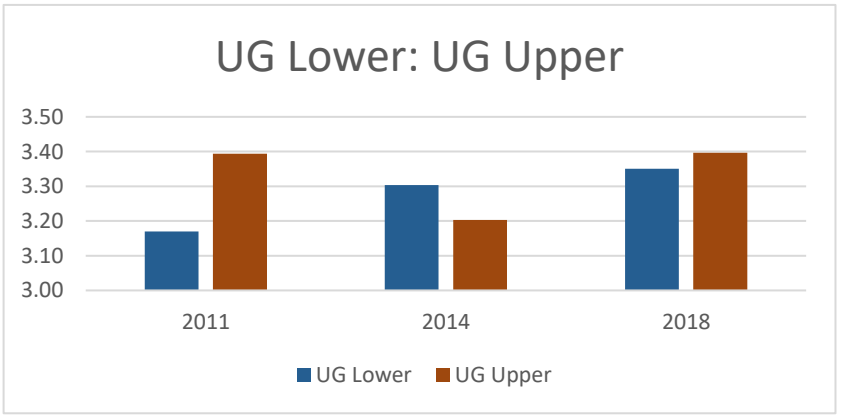

| Volunteer with community organizations | | | | | | | | | |
|---|---|---|---|---|---|---|---|---|---|
| | 2011 | | | 2014 | | | 2018 | | |
| | N | Avg. | Std. Dev. | N | Avg. | Std. Dev. | N | Avg. | Std. Dev. |
| Fresh | 173 | 3.09 | 1.06 | 75 | 3.32 | 1.14 | 100 | 3.14 | 1.02 |
| Soph | 109 | 3.17 | 1.12 | 69 | 3.28 | 1.01 | 54 | 3.26 | 1.05 |
| Junior | 113 | 3.05 | 1.05 | 66 | 2.97 | 1.20 | 78 | 2.97 | 0.98 |
| Seniors | 114 | 2.99 | 1.08 | 62 | 3.03 | 1.07 | 50 | 3.18 | 1.02 |
| Female | 603 | 3.20 | 1.02 | 384 | 3.23 | 1.02 | 345 | 3.19 | 1.02 |
| Male | 201 | 2.79 | 1.11 | 122 | 2.97 | 1.19 | 90 | 2.91 | 1.08 |
| UG Lower | 282 | 3.12 | 1.08 | 144 | 3.30 | 1.08 | 154 | 3.18 | 1.03 |
| UG Upper | 227 | 3.02 | 1.07 | 128 | 3.00 | 1.14 | 128 | 3.05 | 1.00 |
| UG | 509 | 3.07 | 1.08 | 272 | 3.16 | 1.11 | 282 | 3.12 | 1.01 |
| Grad | 274 | 3.15 | 1.05 | 214 | 3.16 | 1.03 | 150 | 3.14 | 1.07 |

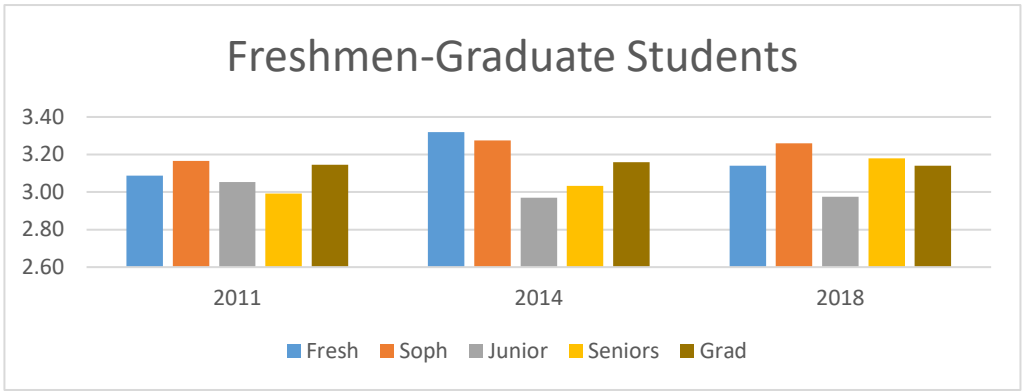


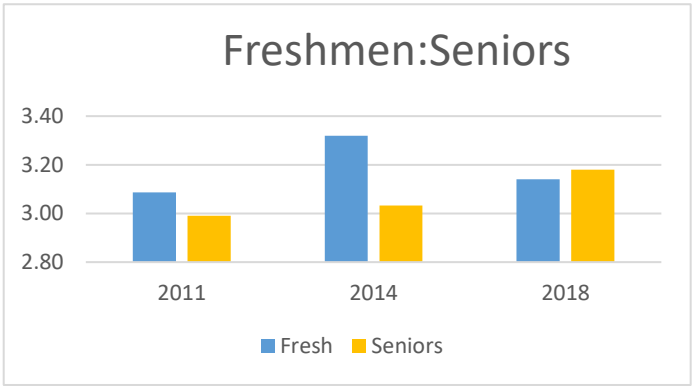


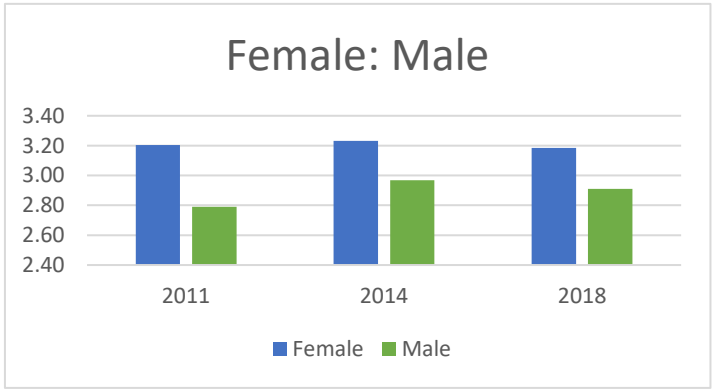


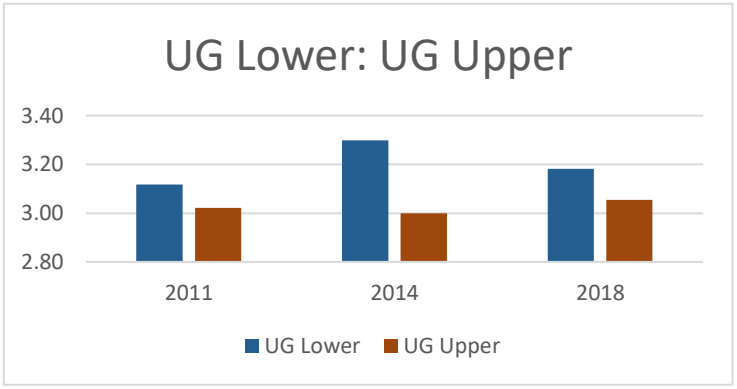

| Work to promote interfaith understanding | | | | | | | | | |
|---|---|---|---|---|---|---|---|---|---|
| | 2011 | | | 2014 | | | 2018 | | |
| | N | Avg. | Std. Dev. | N | Avg. | Std. Dev. | N | Avg. | Std. Dev. |
| Fresh | 172 | 2.31 | 0.98 | 73 | 2.53 | 1.20 | 100 | 2.41 | 1.06 |
| Soph | 108 | 2.425926 | 1.086911974 | 69 | 2.681159 | 1.036009789 | 54 | 2.56 | 1.08 |
| Junior | 112 | 2.464286 | 1.021644774 | 66 | 2.5 | 1.056117709 | 80 | 2.59 | 1.18 |
| Seniors | 112 | 2.46 | 1.19 | 63 | 2.68 | 1.12 | 51 | 2.78 | 1.15 |
| Female | 599 | 2.49 | 1.07 | 389 | 2.72 | 1.09 | 347 | 2.62 | 1.16 |
| Male | 199 | 2.29 | 1.10 | 121 | 2.45 | 1.10 | 89 | 2.55 | 1.16 |
| UG Lower | 280 | 2.36 | 1.02 | 142 | 2.61 | 1.12 | 154 | 2.46 | 1.06 |
| UG Upper | 224 | 2.46 | 1.11 | 129 | 2.59 | 1.09 | 131 | 2.66 | 1.17 |
| UG | 504 | 2.40 | 1.06 | 271 | 2.60 | 1.10 | 285 | 2.55 | 1.11 |
| Grad | 273 | 2.49 | 1.11 | 219 | 2.69 | 1.08 | 148 | 2.71 | 1.22 |

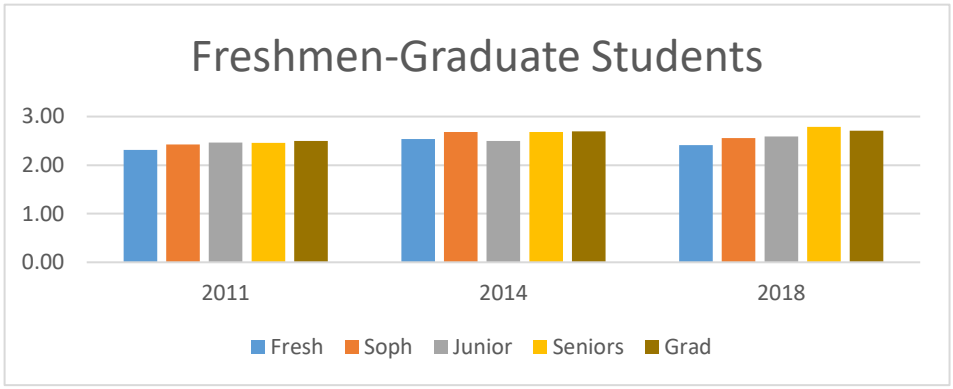


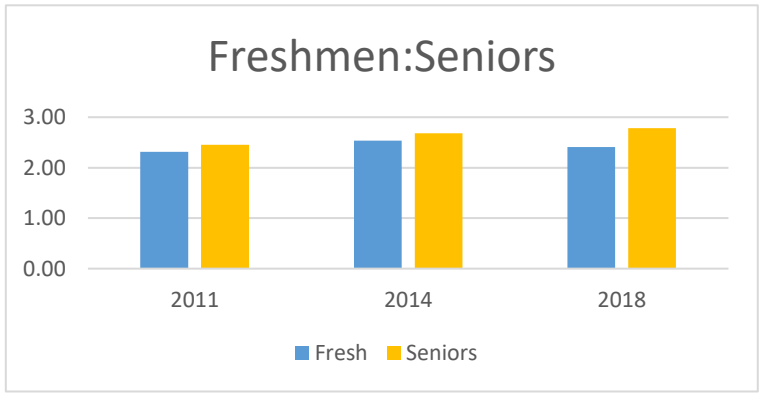


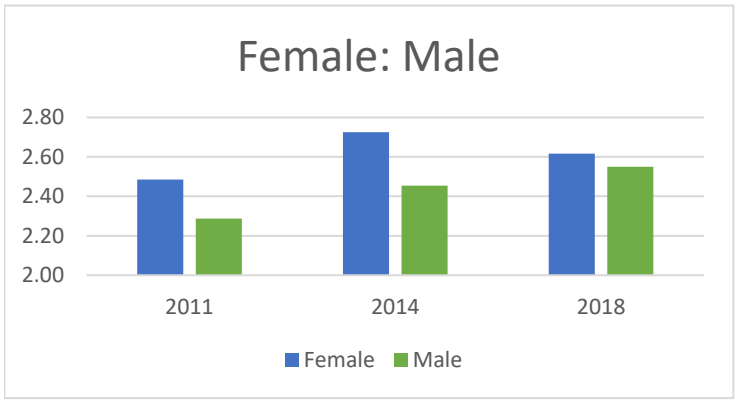


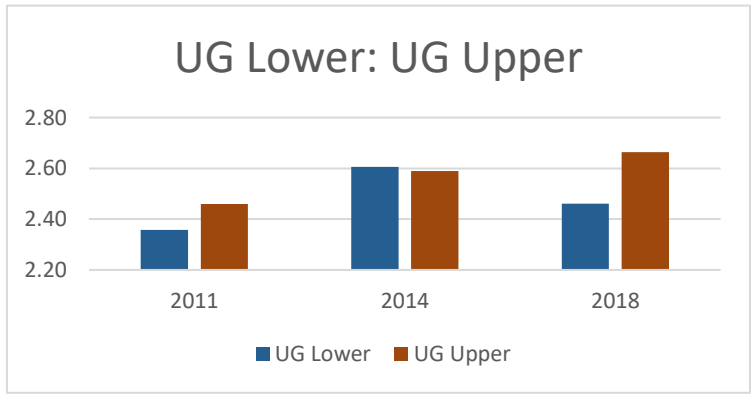

| Work to reduce economic disparities | | | | | | | | | |
|---|---|---|---|---|---|---|---|---|---|
| | 2011 | | | 2014 | | | 2018 | | |
| | N | Avg. | Std. Dev. | N | Avg. | Std. Dev. | N | Avg. | Std. Dev |
| Fresh | 171 | 2.23 | 0.97 | 73 | 2.37 | 1.05 | 99 | 2.27 | 0.98 |
| Soph | 106 | 2.34 | 1.02 | 70 | 2.59 | 0.89 | 54 | 2.35 | 0.89 |
| Junior | 111 | 2.38 | 0.96 | 66 | 2.47 | 0.98 | 80 | 2.38 | 0.96 |
| Seniors | 113 | 2.40 | 1.05 | 62 | 2.48 | 1.10 | 51 | 2.73 | 0.94 |
| Female | 598 | 2.50 | 1.03 | 388 | 2.66 | 0.99 | 347 | 2.54 | 1.00 |
| Male | 198 | 2.26 | 1.00 | 123 | 2.50 | 1.09 | 89 | 2.60 | 1.15 |
| UG Lower | 277 | 2.27 | 0.99 | 143 | 2.48 | 0.98 | 153 | 2.30 | 0.95 |
| UG Upper | 224 | 2.39 | 1.00 | 128 | 2.48 | 1.03 | 131 | 2.51 | 0.96 |
| UG | 501 | 2.33 | 1.00 | 271 | 2.48 | 1.00 | 284 | 2.40 | 0.96 |
| Grad | 274 | 2.65 | 1.07 | 220 | 2.79 | 1.01 | 149 | 2.86 | 1.09 |

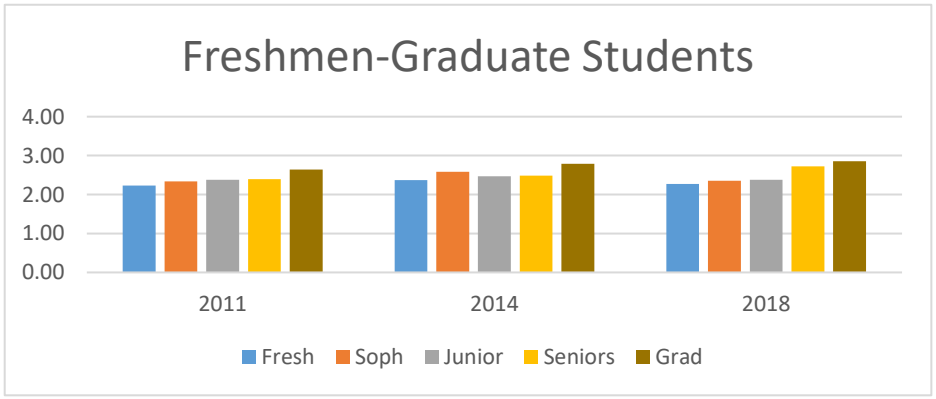


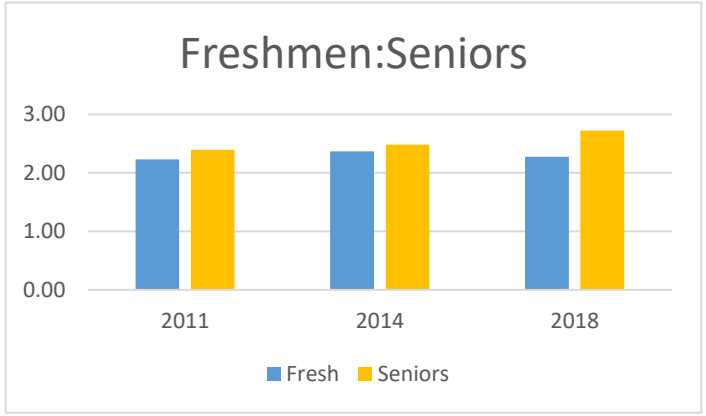


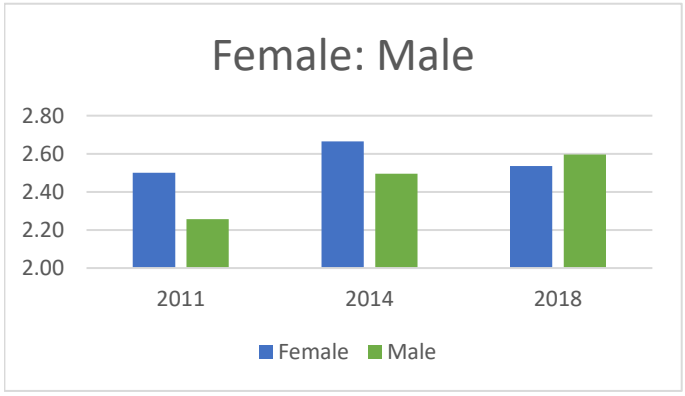


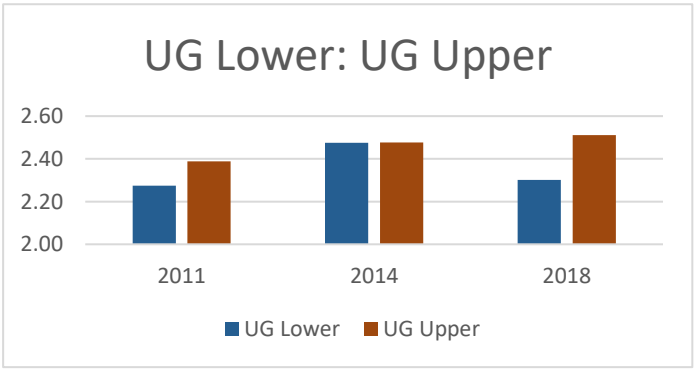

| Contribute money to international causes | | | | | | | | | |
|---|---|---|---|---|---|---|---|---|---|
| | 2011 | | | 2014 | | | 2018 | | |
| | N | Avg. | Std. Dev. | N | Avg. | Std. Dev. | N | Avg. | Std. Dev. |
| Fresh | 171 | 2.42 | 0.97 | 74 | 2.28 | 0.97 | 100 | 2.35 | 1.04 |
| Sophl | 108 | 2.53 | 1.05 | 70 | 2.64 | 0.96 | 54 | 2.24 | 0.78 |
| Junior | 112 | 2.57 | 0.99 | 66 | 2.64 | 0.99 | 79 | 2.46 | 1.08 |
| Seniors | 114 | 2.51 | 1.04 | 63 | 2.38 | 1.16 | 51 | 2.59 | 1.10 |
| Female | 601 | 2.62 | 1.00 | 386 | 2.59 | 1.00 | 347 | 2.48 | 1.02 |
| Male | 199 | 2.37 | 1.03 | 124 | 2.35 | 1.00 | 90 | 2.34 | 1.14 |
| UG Lower | 279 | 2.46 | 1.00 | 144 | 2.46 | 0.98 | 154 | 2.31 | 0.95 |
| UG Upper | 226 | 2.54 | 1.02 | 129 | 2.51 | 1.08 | 130 | 2.51 | 1.09 |
| UG | 505 | 2.50 | 1.01 | 273 | 2.48 | 1.03 | 284 | 2.40 | 1.02 |
| Grad | 274 | 2.69 | 1.01 | 218 | 2.59 | 0.97 | 150 | 2.55 | 1.07 |

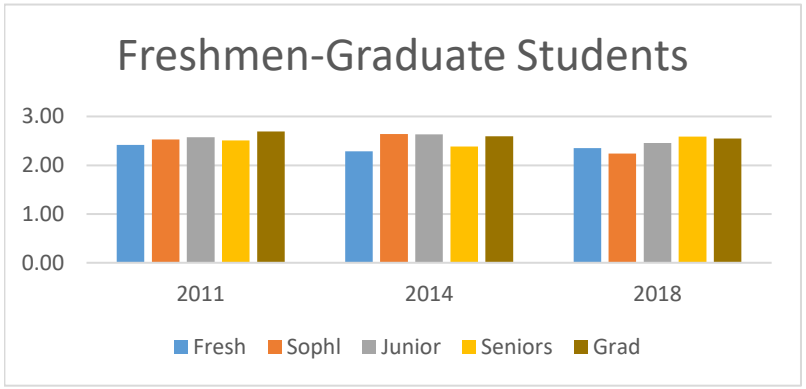


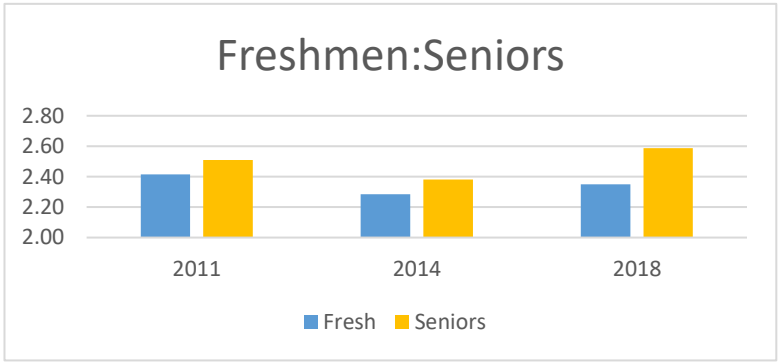


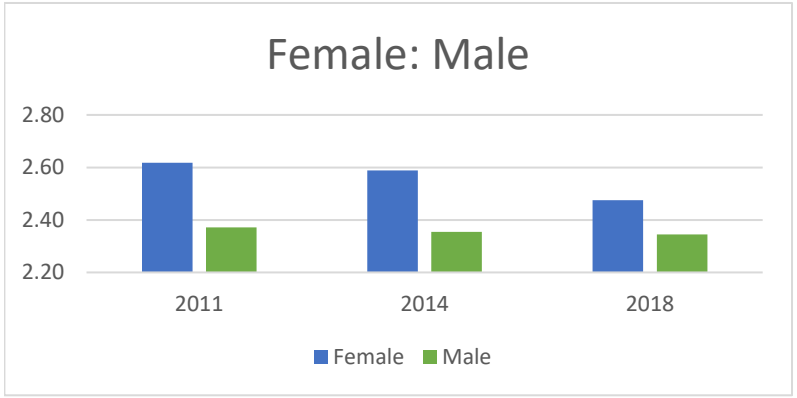


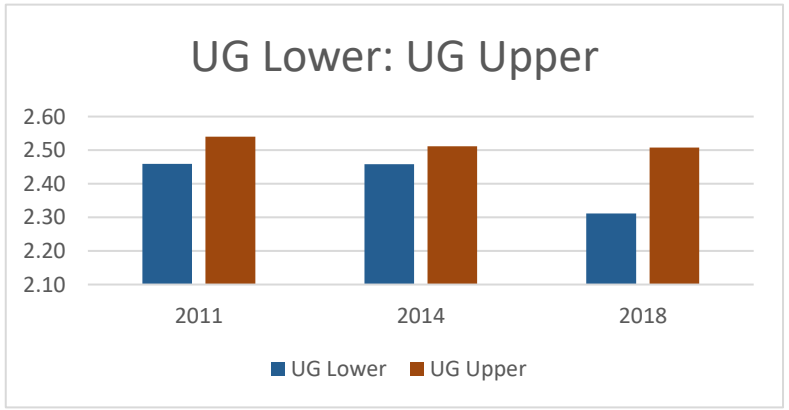

| Vote in local/state elections | | | | | | | | | |
|---|---|---|---|---|---|---|---|---|---|
| | 2011 | | | 2014 | | | 2018 | | |
| | N | Avg. | Std. Dev. | N | Avg. | Std. Dev. | N | Avg. | Std. Dev. |
| Fresh | 169 | 2.11 | 1.38 | 74 | 2.31 | 1.47 | 98 | 2.61 | 1.44 |
| Soph | 107 | 2.42 | 1.41 | 68 | 2.35 | 1.35 | 54 | 2.98 | 1.49 |
| Junior | 112 | 2.88 | 1.50 | 64 | 3.20 | 1.42 | 79 | 3.23 | 1.51 |
| Seniors | 114 | 3.04 | 1.39 | 62 | 3.11 | 1.31 | 51 | 3.65 | 1.29 |
| Female | 592 | 3.06 | 1.53 | 382 | 3.19 | 1.48 | 345 | 3.37 | 1.44 |
| Male | 196 | 2.94 | 1.60 | 122 | 3.04 | 1.51 | 90 | 3.40 | 1.55 |
| UG Lower | 276 | 2.23 | 1.39 | 142 | 2.33 | 1.41 | 152 | 2.74 | 1.46 |
| UG Upper | 226 | 2.96 | 1.44 | 126 | 3.16 | 1.36 | 130 | 3.39 | 1.44 |
| UG | 502 | 2.56 | 1.46 | 268 | 2.72 | 1.44 | 282 | 3.04 | 1.48 |
| Grad | 265 | 3.89 | 1.29 | 216 | 3.73 | 1.36 | 149 | 4.00 | 1.20 |

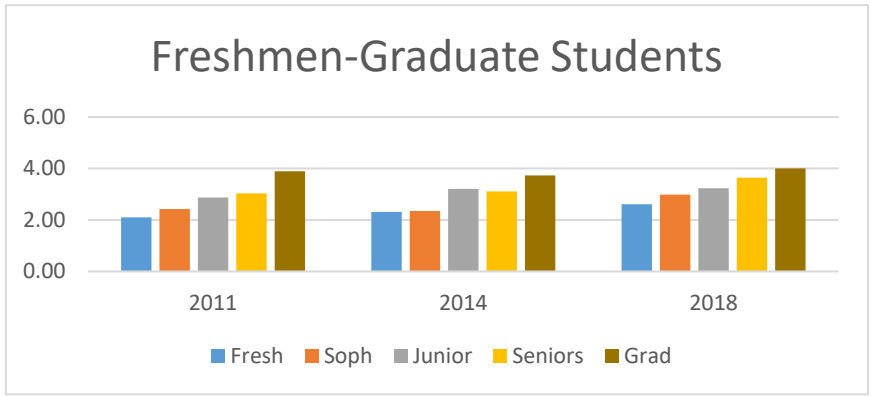


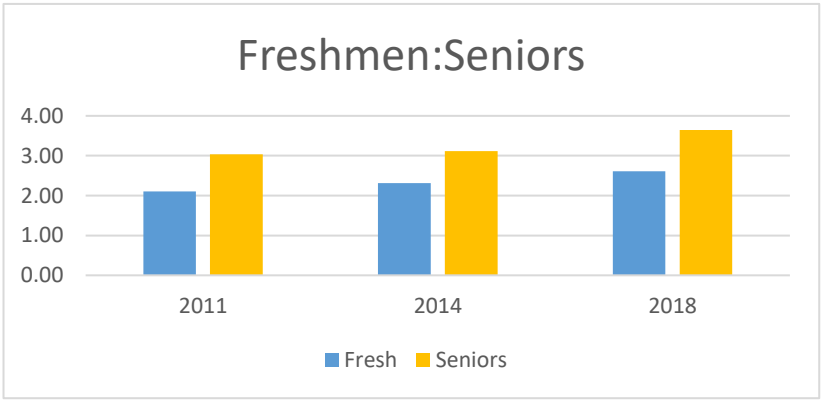


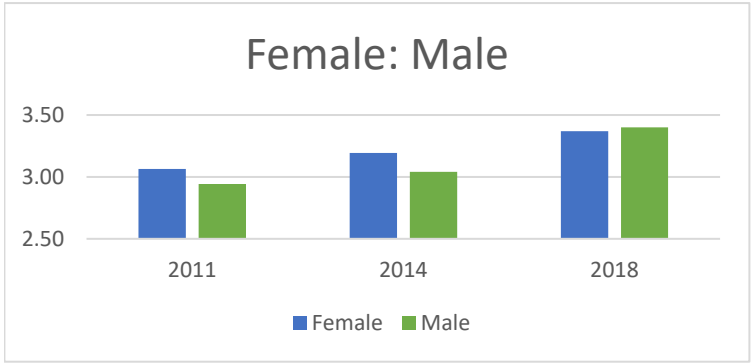


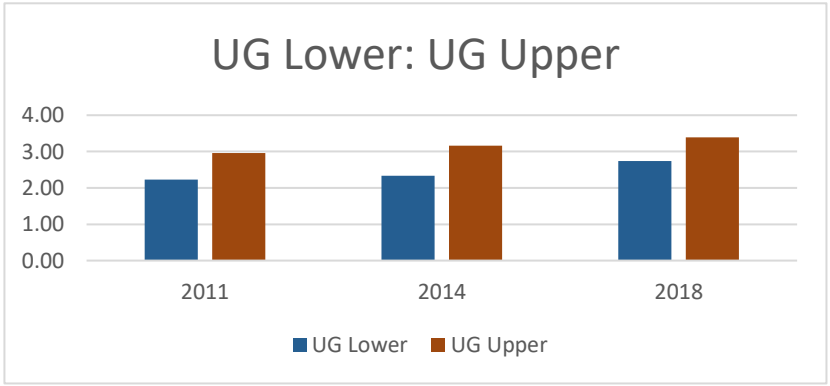

| Vote in national elections | | | | | | | | | |
|---|---|---|---|---|---|---|---|---|---|
| | 2011 | | | 2014 | | | 2018 | | |
| | N | Avg. | Std. Dev. | N | Avg. | Std. Dev. | N | Avg. | Std. Dev. |
| Fresh | 170 | 2.07 | 1.42 | 74 | 2.26 | 1.51 | 100 | 2.55 | 1.50 |
| Soph | 109 | 2.43 | 1.51 | 69 | 2.39 | 1.37 | 54 | 2.91 | 1.61 |
| Junior | 113 | 3.04 | 1.58 | 66 | 3.36 | 1.46 | 80 | 3.36 | 1.51 |
| Seniors | 114 | 3.45 | 1.36 | 62 | 3.42 | 1.36 | 51 | 3.84 | 1.33 |
| Female | 600 | 3.25 | 1.59 | 385 | 3.41 | 1.52 | 347 | 3.46 | 1.51 |
| Male | 199 | 3.18 | 1.67 | 122 | 3.21 | 1.58 | 87 | 3.48 | 1.63 |
| UG Lower | 279 | 2.21 | 1.46 | 143 | 2.32 | 1.44 | 154 | 2.68 | 1.54 |
| UG Upper | 227 | 3.24 | 1.48 | 128 | 3.39 | 1.41 | 131 | 3.55 | 1.46 |
| UG | 506 | 2.67 | 1.56 | 271 | 2.83 | 1.52 | 285 | 3.08 | 1.56 |
| Grad | 272 | 4.22 | 1.16 | 216 | 4.03 | 1.28 | 146 | 4.19 | 1.19 |

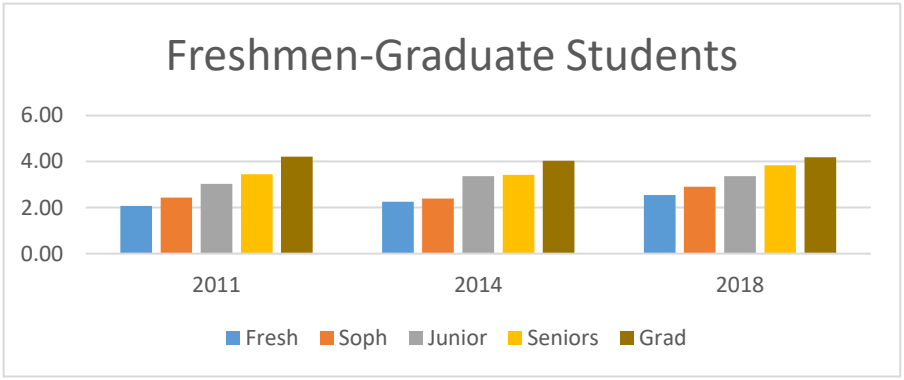


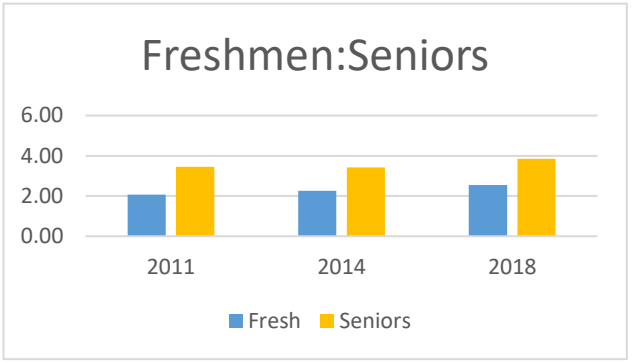


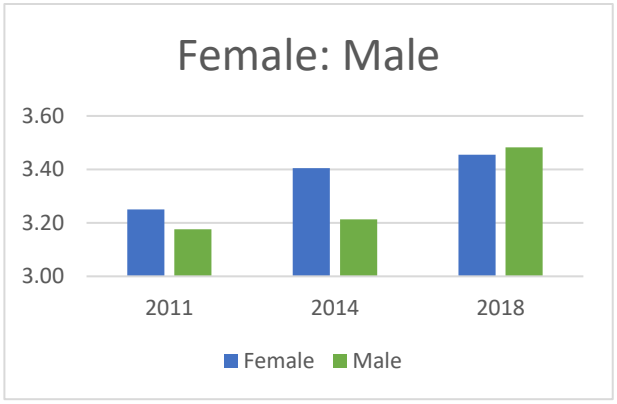


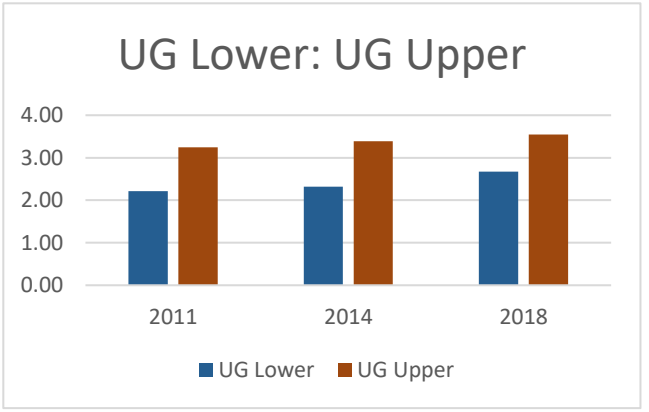

| Make a concious effort to stay informed about current global issues | | | | | | | | | |
|---|---|---|---|---|---|---|---|---|---|
| | 2011 | | | 2014 | | | 2018 | | |
| | N | Avg. | Std. Dev. | N | Avg. | Std. Dev. | N | Avg. | Std. Dev. |
| Fresh | 172 | 3.06 | 0.93 | 75 | 3.35 | 1.08 | 99 | 3.22 | 0.99 |
| Soph | 106 | 3.160377 | 1.079124799 | 70 | 3.257143 | 1.085953989 | 54 | 3.44 | 1.00 |
| Junior | 113 | 3.283186 | 0.939880564 | 65 | 3.307692 | 1.029609709 | 80 | 3.34 | 0.94 |
| Seniors | 113 | 3.37 | 1.15 | 63 | 3.52 | 1.11 | 51 | 3.67 | 1.07 |
| Female | 596 | 3.41 | 0.98 | 387 | 3.51 | 0.99 | 345 | 3.46 | 0.98 |
| Male | 199 | 3.48 | 1.07 | 122 | 3.65 | 1.15 | 89 | 3.58 | 1.06 |
| UG Lower | 278 | 3.10 | 0.99 | 145 | 3.30 | 1.08 | 153 | 3.30 | 0.99 |
| UG Upper | 226 | 3.33 | 1.05 | 128 | 3.41 | 1.07 | 131 | 3.47 | 1.00 |
| UG | 504 | 3.20 | 1.02 | 273 | 3.36 | 1.08 | 284 | 3.38 | 1.00 |
| Grad | 271 | 3.82 | 0.85 | 216 | 3.79 | 0.92 | 147 | 3.71 | 0.94 |

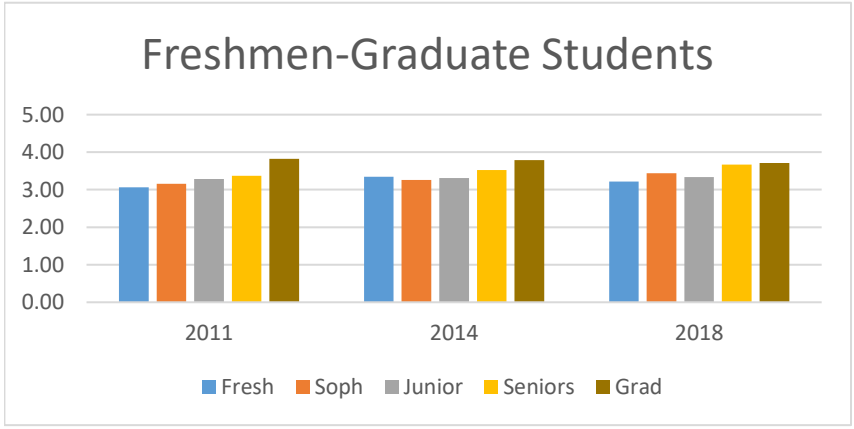


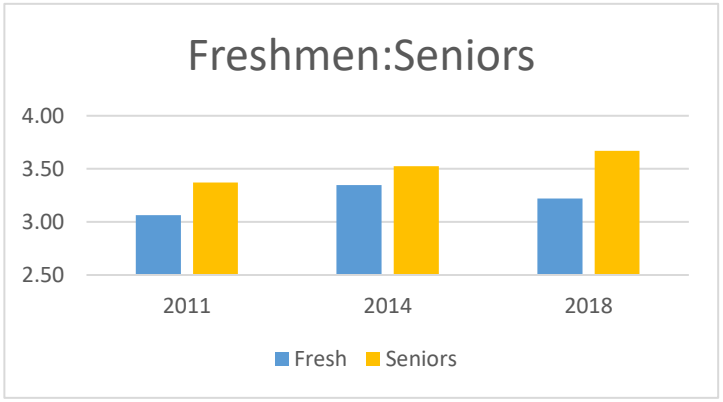


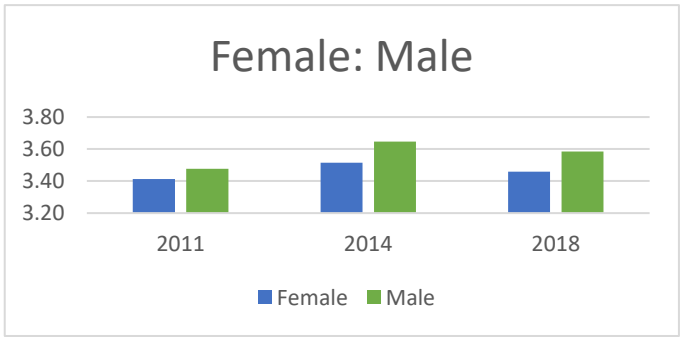


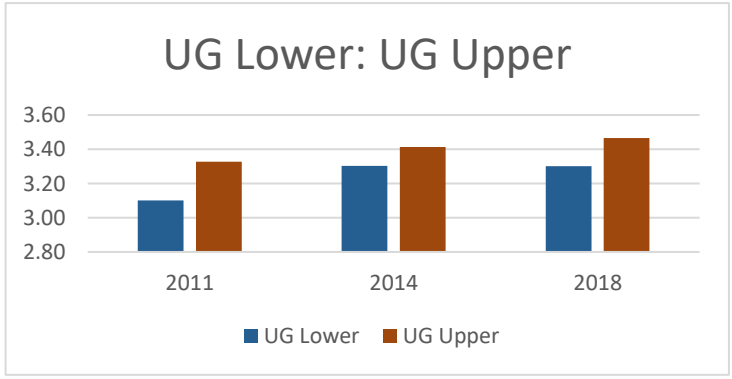

| Participate in events/activities sponsored by culturally diverse groups | | | | | | | | | |
|---|---|---|---|---|---|---|---|---|---|
| | 2011 | | | 2014 | | | 2018 | | |
| | N | Avg. | Std. Dev. | N | Avg. | Std. Dev. | N | Avg. | Std. Dev. |
| Fresh | 172 | 2.77 | 1.00 | 75 | 3.04 | 1.08 | 98 | 2.98 | 1.04 |
| Soph | 108 | 3.018519 | 1.076351413 | 70 | 2.957143 | 0.999067889 | 54 | 3.39 | 1.07 |
| Junior | 112 | 2.776786 | 1.0018885 | 65 | 2.815385 | 1.073724646 | 80 | 3.08 | 1.09 |
| Seniors | 114 | 2.97 | 1.06 | 63 | 2.89 | 1.22 | 51 | 3.10 | 1.17 |
| Female | 601 | 3.00 | 1.02 | 388 | 3.10 | 1.02 | 345 | 3.17 | 1.07 |
| Male | 200 | 2.73 | 1.02 | 124 | 2.89 | 1.13 | 89 | 2.97 | 1.08 |
| UG Lower | 280 | 2.86 | 1.03 | 145 | 3.00 | 1.04 | 152 | 3.13 | 1.06 |
| UG Upper | 226 | 2.88 | 1.03 | 128 | 2.85 | 1.14 | 131 | 3.08 | 1.12 |
| UG | 506 | 2.87 | 1.03 | 273 | 2.93 | 1.09 | 283 | 3.11 | 1.09 |
| Grad | 274 | 3.03 | 1.02 | 237 | 3.19 | 0.98 | 148 | 3.22 | 1.02 |

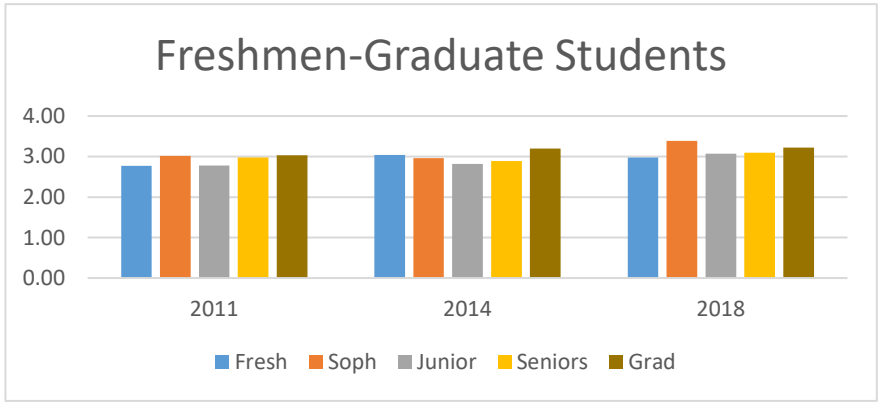


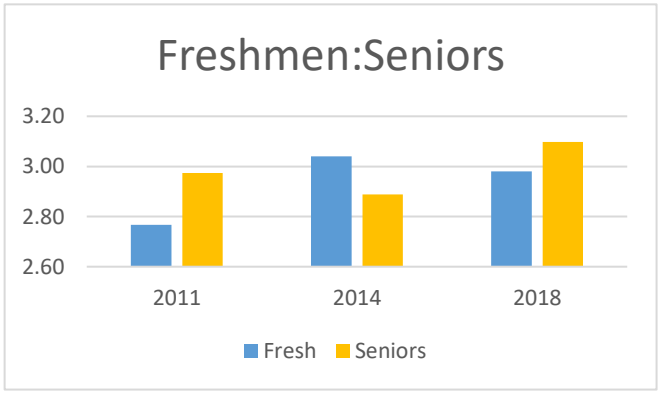


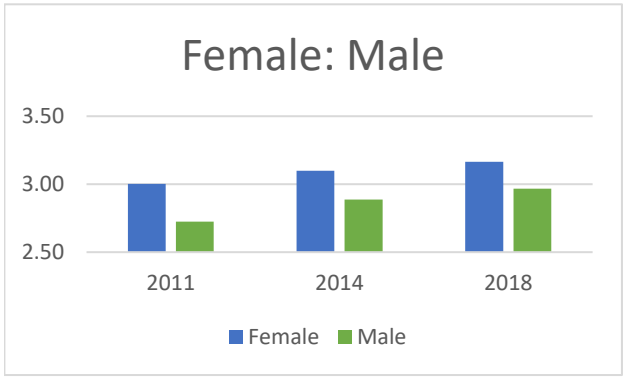


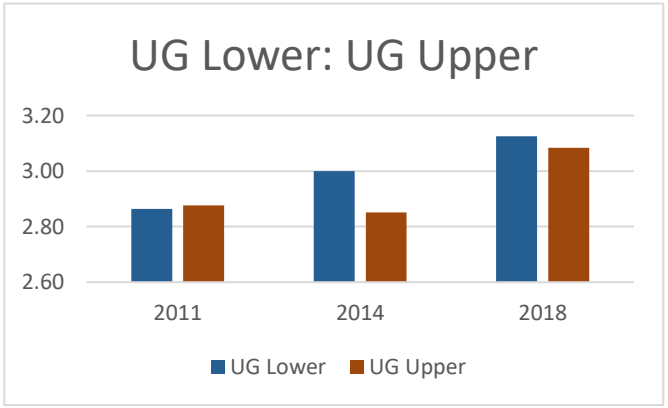

| I think more courses at Dominican should include materials that provide different cultural perspectives. | | | | | | | | | |
|---|---|---|---|---|---|---|---|---|---|
| | 2011 | | | 2014 | | | 2018 | | |
| | N | Avg. | Std. Dev. | N | Avg. | Std. Dev. | N | Avg. | Std. Dev. |
| Fresh | 173 | 3.65 | 0.80 | 76 | 3.79 | 0.85 | 99 | 3.74 | 0.82 |
| Soph | 108 | 3.59 | 0.95 | 70 | 3.80 | 0.88 | 54 | 3.85 | 0.88 |
| Junior | 113 | 3.67 | 0.90 | 66 | 3.77 | 0.86 | 80 | 4.00 | 0.81 |
| Seniors | 114 | 3.87 | 0.86 | 63 | 3.75 | 1.00 | 51 | 4.16 | 0.97 |
| Female | 603 | 3.78 | 0.83 | 390 | 3.85 | 0.80 | 345 | 3.99 | 0.80 |
| Male | 200 | 3.53 | 0.92 | 123 | 3.63 | 1.00 | 90 | 3.62 | 0.91 |
| UG Lower | 281 | 3.63 | 0.86 | 146 | 3.79 | 0.86 | 153 | 3.78 | 0.84 |
| UG Upper | 227 | 3.77 | 0.88 | 129 | 3.76 | 0.93 | 131 | 4.06 | 0.87 |
| UG | 508 | 3.69 | 0.87 | 275 | 3.78 | 0.89 | 284 | 3.91 | 0.86 |
| Grad | 274 | 3.78 | 0.83 | 219 | 3.81 | 0.79 | 148 | 3.95 | 0.78 |

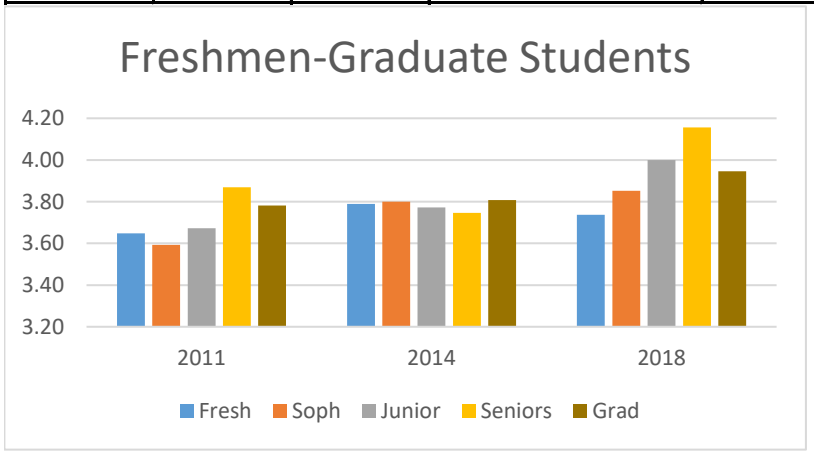


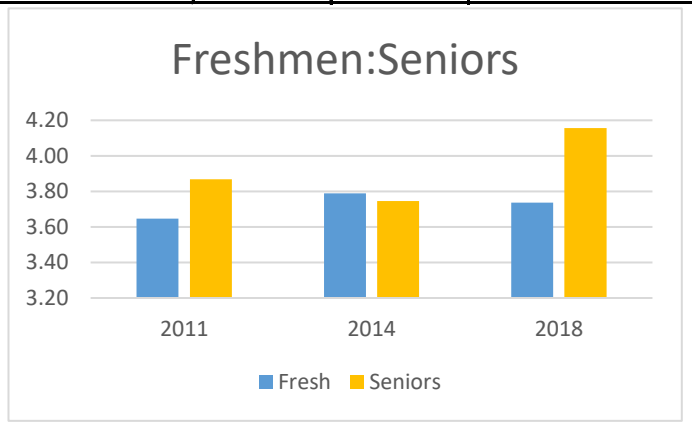


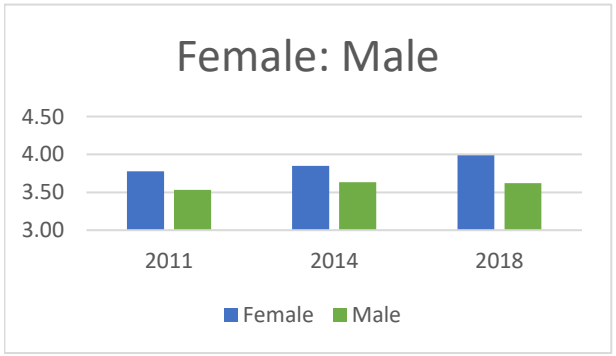


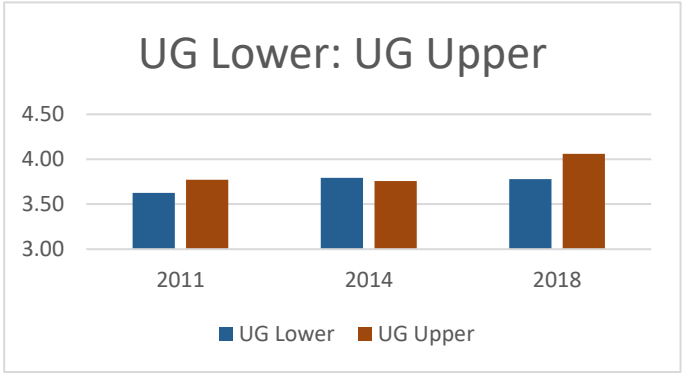

I think more courses at Dominican should include opportunities for meaningful interactions among students with different cultural backgrounds.

| | 2011 | | | 2014 | | | 2018 | | |
|---|---|---|---|---|---|---|---|---|---|
| | N | Avg. | Std. Dev. | N | Avg. | Std. Dev. | N | Avg. | Std. Dev. |
| Fresh | 171 | 3.88 | 0.81 | 74 | 3.91 | 0.78 | 100 | 3.91 | 0.75 |
| Soph | 108 | 3.759259 | 0.935992355 | 70 | 4.1 | 0.745031854 | 54 | 4.13 | 0.80 |
| Junior | 113 | 3.831858 | 0.905367475 | 65 | 3.784615 | 0.874862627 | 80 | 4.14 | 0.72 |
| Seniors | 113 | 3.99 | 0.77 | 62 | 3.77 | 1.05 | 51 | 4.06 | 0.97 |
| Female | 602 | 3.91 | 0.83 | 384 | 3.94 | 0.78 | 347 | 4.09 | 0.78 |
| Male | 198 | 3.63 | 0.90 | 122 | 3.77 | 0.96 | 89 | 3.84 | 0.84 |
| UG Lower | 279 | 3.83 | 0.86 | 144 | 4.00 | 0.77 | 154 | 3.99 | 0.78 |
| UG Upper | 226 | 3.91 | 0.84 | 127 | 3.78 | 0.96 | 131 | 4.11 | 0.83 |
| UG | 505 | 3.87 | 0.85 | 271 | 3.90 | 0.87 | 285 | 4.04 | 0.80 |
| Grad | 273 | 3.82 | 0.85 | 218 | 3.90 | 0.76 | 148 | 4.04 | 0.80 |

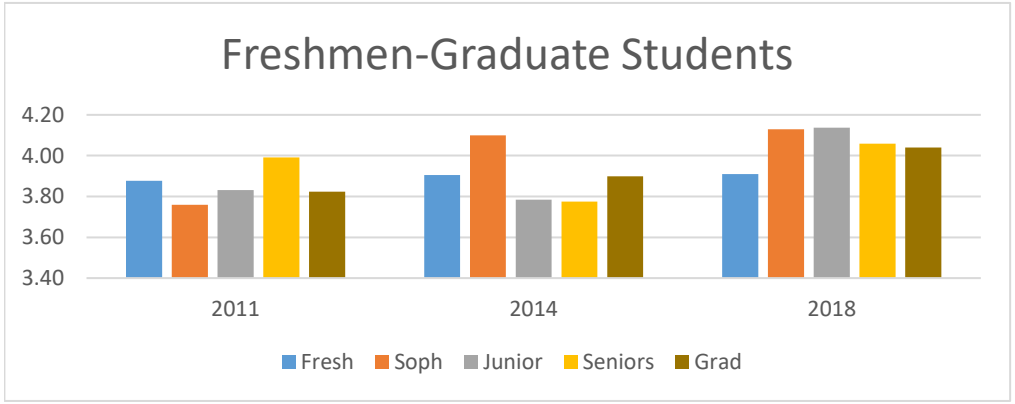


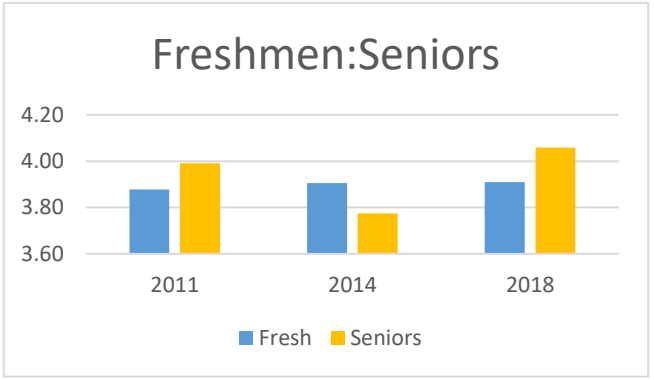


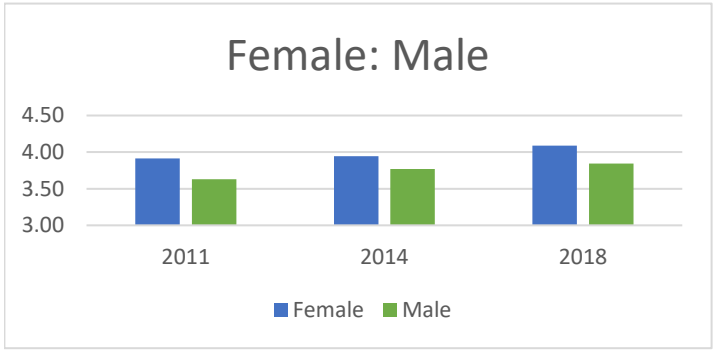


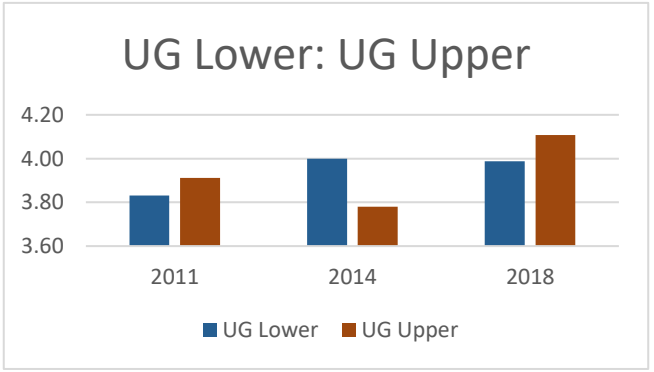

| I am taking/have taken courses with a service-learning component. | | | | | | | | | |
|---|---|---|---|---|---|---|---|---|---|
| | 2011 | | | 2014 | | | 2018 | | |
| | N | Avg. | Std. Dev. | N | Avg. | Std. Dev. | N | Avg. | Std. Dev. |
| Fresh | 171 | 2.14 | 0.82 | 76 | 1.96 | 0.81 | 100 | 2.28 | 0.78 |
| Soph | 109 | 1.889908 | 0.842608928 | 70 | 1.771429 | 0.854170138 | 54 | 1.93 | 0.84 |
| Junior | 111 | 1.576577 | 0.781019724 | 65 | 1.738462 | 0.815416364 | 80 | 1.84 | 0.80 |
| Seniors | 114 | 1.52 | 0.65 | 62 | 1.45 | 0.64 | 50 | 1.46 | 0.61 |
| Female | 604 | 1.79 | 0.77 | 387 | 1.78 | 0.77 | 346 | 1.94 | 0.77 |
| Male | 197 | 1.79 | 0.75 | 124 | 1.75 | 0.72 | 89 | 1.80 | 0.79 |
| UG Lower | 280 | 2.04 | 0.84 | 146 | 1.87 | 0.83 | 154 | 2.16 | 0.82 |
| UG Upper | 225 | 1.55 | 0.72 | 127 | 1.60 | 0.75 | 130 | 1.69 | 0.76 |
| UG | 505 | 1.82 | 0.82 | 273 | 1.74 | 0.80 | 284 | 1.94 | 0.82 |
| Grad | 275 | 1.72 | 0.64 | 220 | 1.82 | 0.70 | 148 | 1.86 | 0.68 |

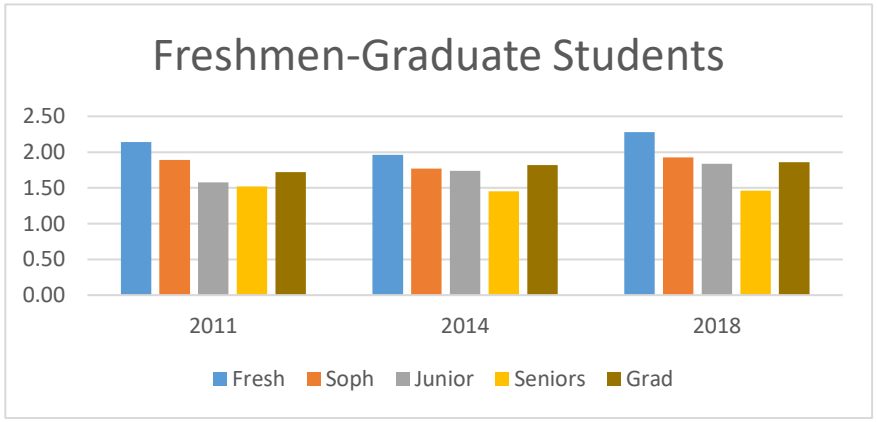


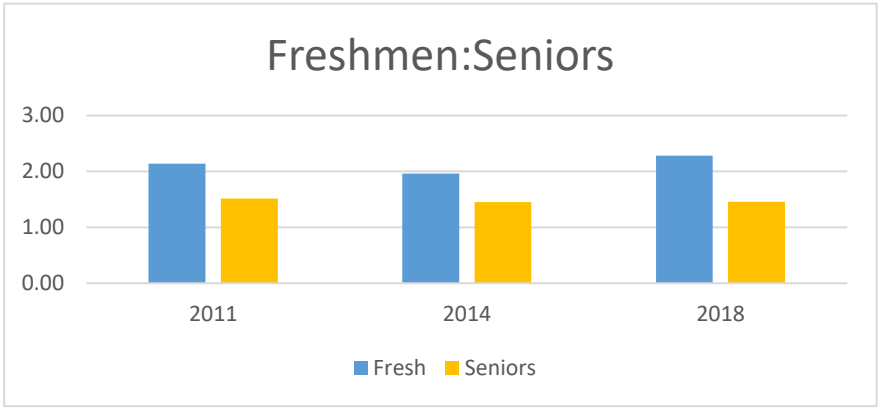


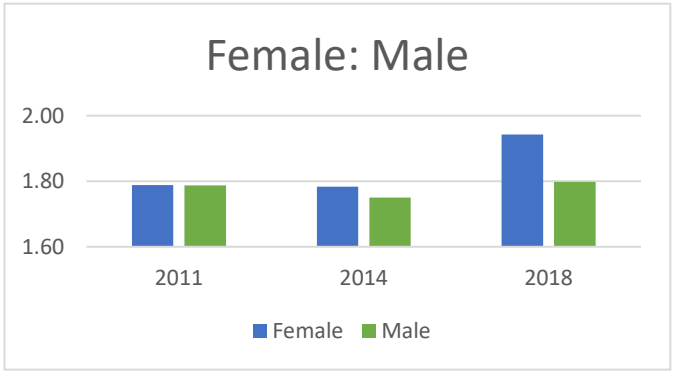


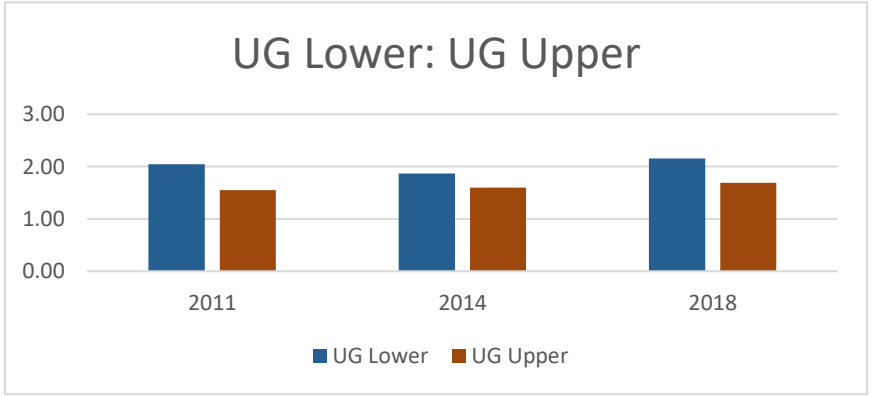

| I have participated in study abroad programs. | | | | | | | | | |
|---|---|---|---|---|---|---|---|---|---|
| | 2011 | | | 2014 | | | 2018 | | |
| | N | Avg. | Std. Dev. | N | Avg. | Std. Dev. | N | Avg. | Std. Dev. |
| Fresh | 172 | 2.59 | 0.53 | 75 | 2.55 | 0.53 | 100 | 2.52 | 0.56 |
| Soph | 109 | 2.39 | 0.56 | 70 | 2.514 | 0.531 | 54 | 2.52 | 0.54 |
| Junior | 113 | 2.21 | 0.56 | 66 | 2.076 | 0.563 | 80 | 2.19 | 0.55 |
| Seniors | 114 | 1.93 | 0.54 | 63 | 1.94 | 0.50 | 51 | 1.92 | 0.44 |
| Female | 601 | 2.16 | 0.63 | 389 | 2.13 | 0.59 | 347 | 2.20 | 0.60 |
| Male | 201 | 2.15 | 0.51 | 124 | 2.17 | 0.57 | 89 | 2.07 | 0.58 |
| UG Lower | 281 | 2.52 | 0.55 | 145 | 2.53 | 0.53 | 154 | 2.52 | 0.55 |
| UG Upper | 227 | 2.07 | 0.57 | 129 | 2.01 | 0.54 | 131 | 2.08 | 0.53 |
| UG | 508 | 2.32 | 0.60 | 274 | 2.28 | 0.59 | 285 | 2.32 | 0.58 |
| Grad | 273 | 1.88 | 0.51 | 220 | 1.96 | 0.51 | 148 | 1.93 | 0.56 |

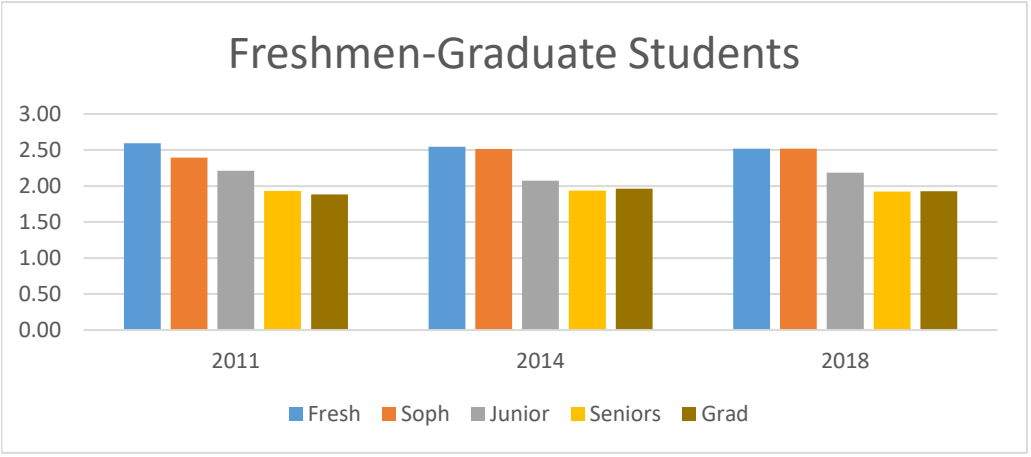


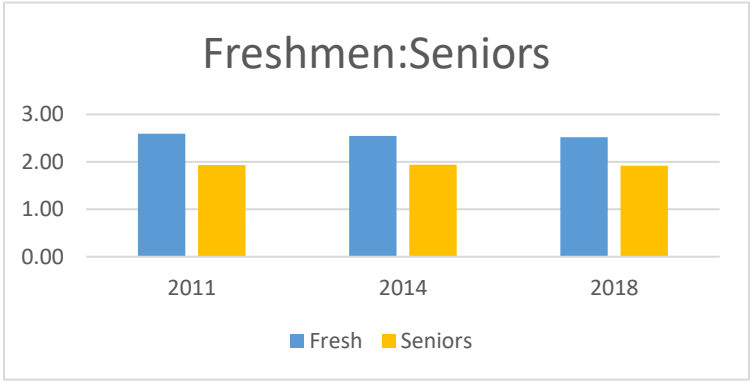


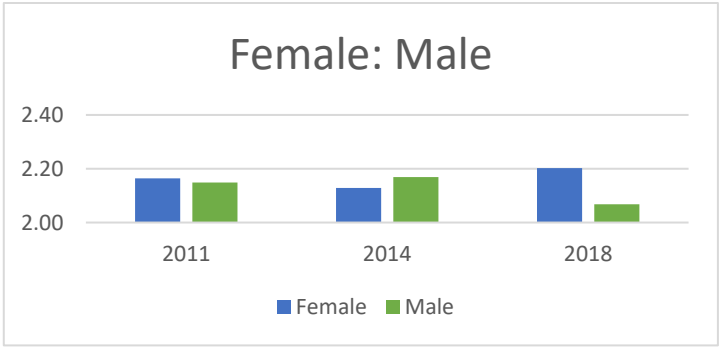


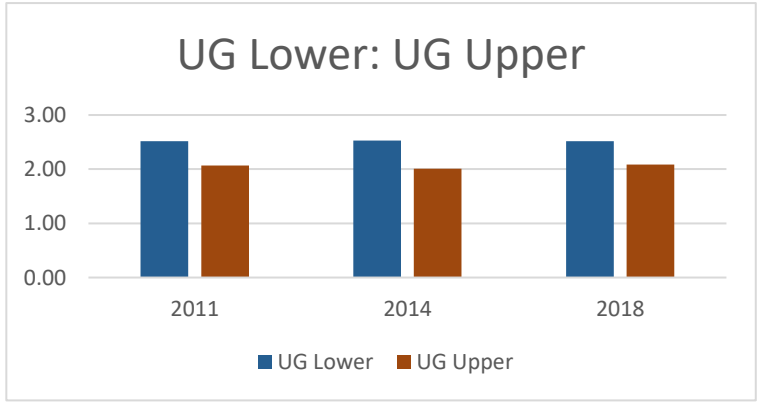

| I participate in activities outside of the classroom that address global issues. | | | | | | | | | |
|---|---|---|---|---|---|---|---|---|---|
| | 2011 | | | 2014 | | | 2018 | | |
| | N | Avg. | Std. Dev. | N | Avg. | Std. Dev. | N | Avg. | Std. Dev. |
| Fresh | 173 | 2.18 | 0.69 | 74 | 1.95 | 0.64 | 98 | 2.18 | 0.66 |
| Soph | 109 | 1.85 | 0.69 | 69 | 2.04 | 0.70 | 53 | 1.92 | 0.73 |
| Junior | 113 | 1.86 | 0.69 | 66 | 1.89 | 0.77 | 79 | 1.94 | 0.70 |
| Seniors | 114 | 1.76 | 0.72 | 62 | 1.53 | 0.53 | 50 | 1.86 | 0.70 |
| Female | 604 | 1.89 | 0.71 | 383 | 1.83 | 0.69 | 342 | 1.98 | 0.69 |
| Male | 201 | 1.87 | 0.67 | 123 | 1.85 | 0.67 | 90 | 1.78 | 0.68 |
| UG Lower | 282 | 2.06 | 0.71 | 143 | 1.99 | 0.67 | 151 | 2.09 | 0.70 |
| UG Upper | 227 | 1.81 | 0.71 | 128 | 1.72 | 0.69 | 129 | 1.91 | 0.70 |
| UG | 509 | 1.95 | 0.72 | 271 | 1.86 | 0.69 | 280 | 2.01 | 0.70 |
| Grad | 275 | 1.77 | 0.65 | 216 | 1.79 | 0.67 | 148 | 1.80 | 0.67 |

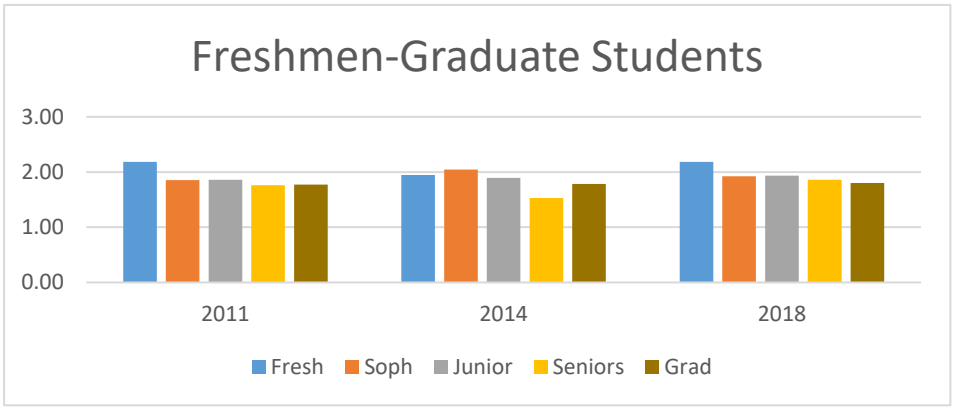


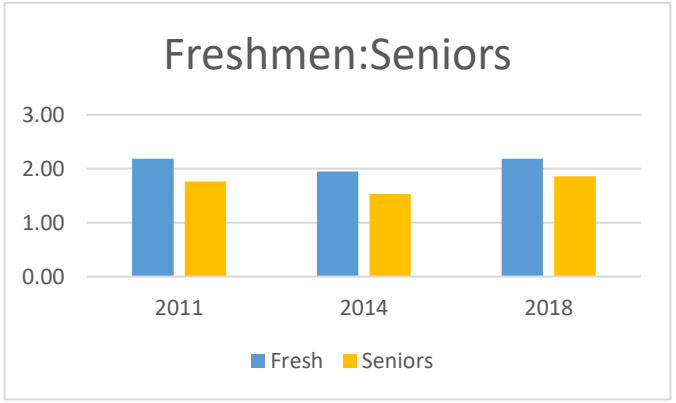


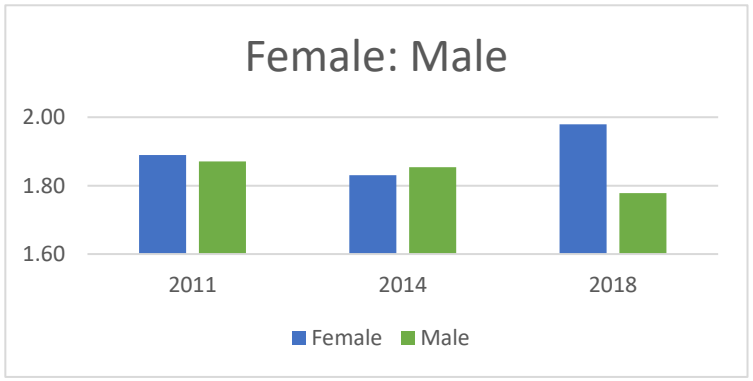


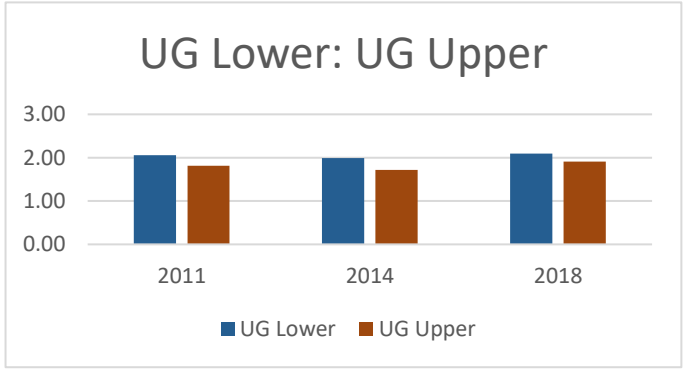

| Based on your definition above how effective do you feel Dominican has been in helping you become a global citizen? | | | | | | | | | |
|---|---|---|---|---|---|---|---|---|---|
| | 2011 | | | 2014 | | | 2018 | | |
| | N | Avg. | Std. Dev. | N | Avg. | Std. Dev. | N | Avg. | Std. Dev. |
| Fresh | 171 | 3.30 | 1.00 | 73 | 3.30 | 1.01 | 96 | 3.36 | 0.90 |
| Soph | 104 | 3.48 | 0.98 | 67 | 3.43 | 0.92 | 51 | 3.57 | 0.88 |
| Junior | 109 | 3.34 | 1.04 | 65 | 3.26 | 0.85 | 78 | 3.35 | 1.07 |
| Seniors | 109 | 3.30 | 1.09 | 60 | 3.58 | 0.94 | 50 | 3.44 | 1.03 |
| Female | 577 | 3.26 | 1.05 | 371 | 3.15 | 1.08 | 332 | 3.35 | 1.06 |
| Male | 197 | 3.20 | 1.07 | 120 | 3.36 | 1.00 | 87 | 3.31 | 1.00 |
| UG Lower | 275 | 3.37 | 0.99 | 140 | 3.36 | 0.97 | 147 | 3.44 | 0.89 |
| UG Upper | 218 | 3.32 | 1.06 | 125 | 3.42 | 0.91 | 128 | 3.38 | 1.05 |
| UG | 493 | 3.35 | 1.02 | 265 | 3.39 | 0.94 | 275 | 3.41 | 0.97 |
| Grad | 260 | 3.05 | 1.10 | 208 | 2.96 | 1.20 | 141 | 3.22 | 1.15 |

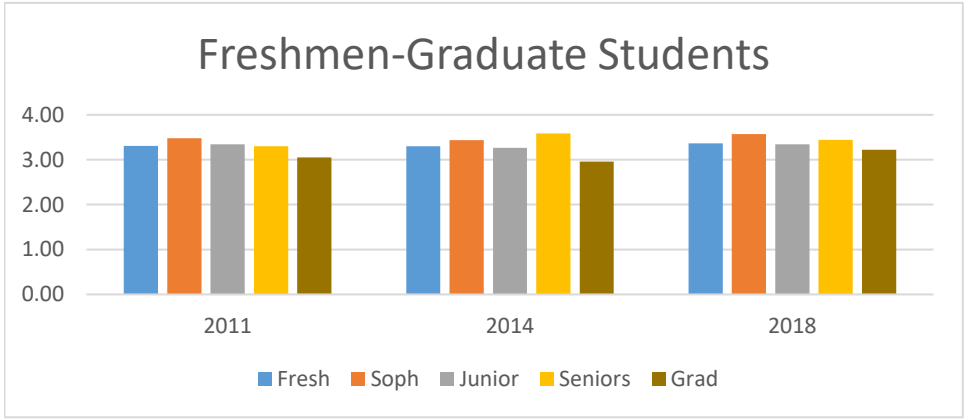


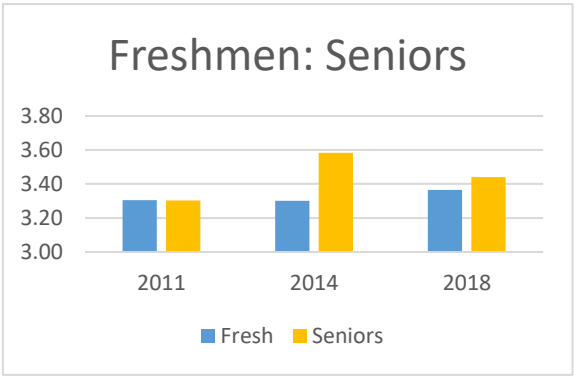


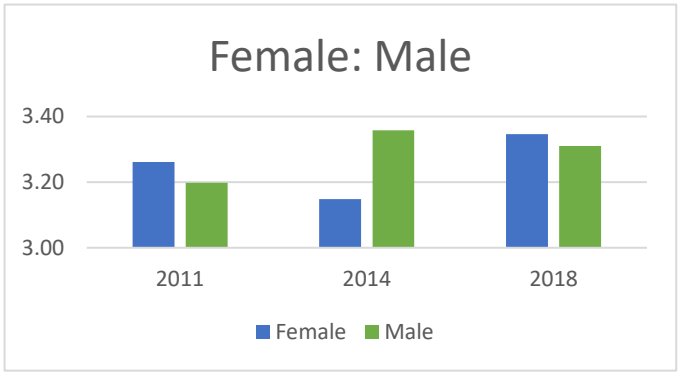


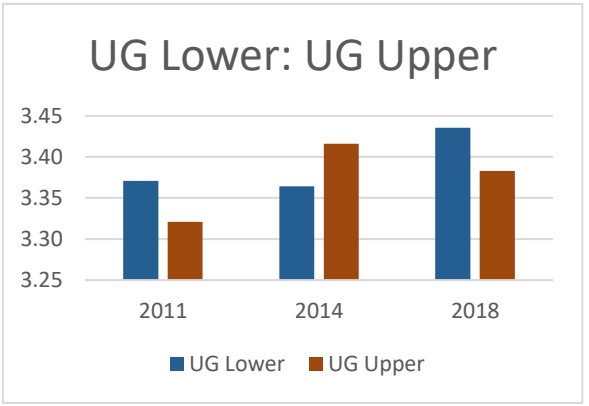

| How strongly do you define yourself as a citizen of the world as a whole? | | | | | | | | | |
|---|---|---|---|---|---|---|---|---|---|
| | 2011 | | | 2014 | | | 2018 | | |
| | N | Avg. | Std. Dev. | N | Avg. | Std. Dev. | N | Avg. | Std. Dev. |
| Fresh | 172 | 3.39 | 0.96 | 76 | 3.45 | 0.94 | 100 | 3.30 | 0.85 |
| Soph | 109 | 3.39 | 0.87 | 69 | 3.54 | 1.08 | 53 | 3.51 | 0.89 |
| Junior | 112 | 3.48 | 0.87 | 66 | 3.27 | 0.94 | 80 | 3.46 | 0.98 |
| Seniors | 113 | 3.64 | 0.85 | 63 | 3.41 | 1.09 | 51 | 3.63 | 0.85 |
| Female | 601 | 3.55 | 0.90 | 385 | 3.54 | 0.94 | 341 | 3.54 | 0.90 |
| Male | 198 | 3.60 | 0.98 | 122 | 3.49 | 1.11 | 90 | 3.49 | 1.01 |
| UG Lower | 281 | 3.39 | 0.92 | 145 | 3.49 | 1.01 | 153 | 3.37 | 0.87 |
| UG Upper | 225 | 3.56 | 0.86 | 129 | 3.34 | 1.01 | 131 | 3.53 | 0.93 |
| UG | 506 | 3.46 | 0.90 | 274 | 3.42 | 1.01 | 284 | 3.44 | 0.90 |
| Grad | 272 | 3.73 | 0.96 | 215 | 3.67 | 0.93 | 144 | 3.71 | 0.92 |

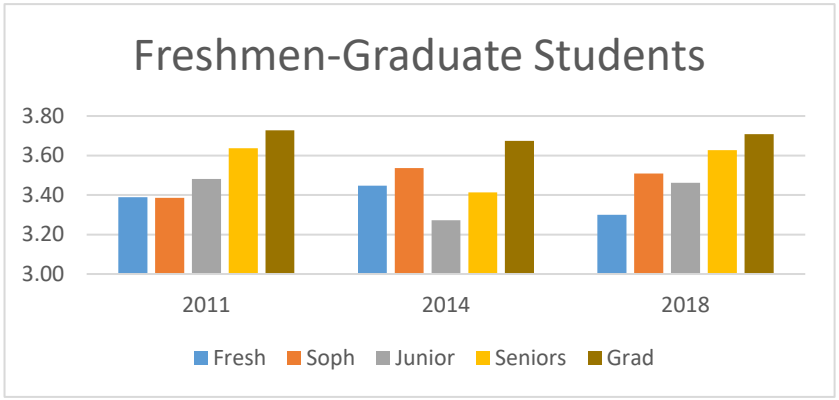


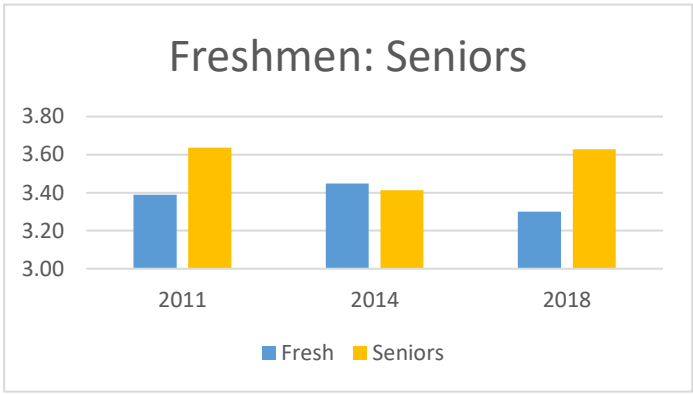


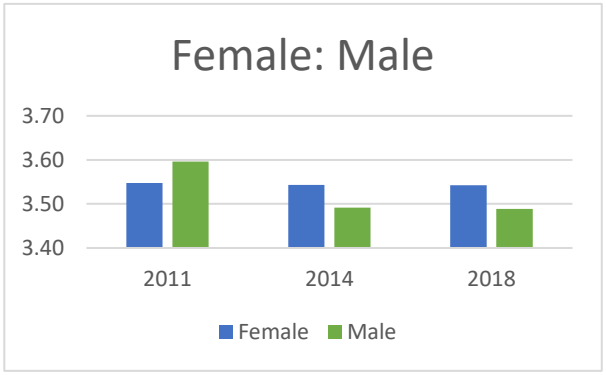


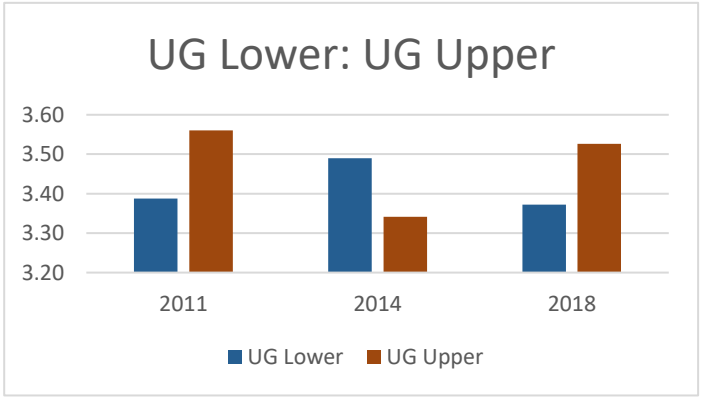
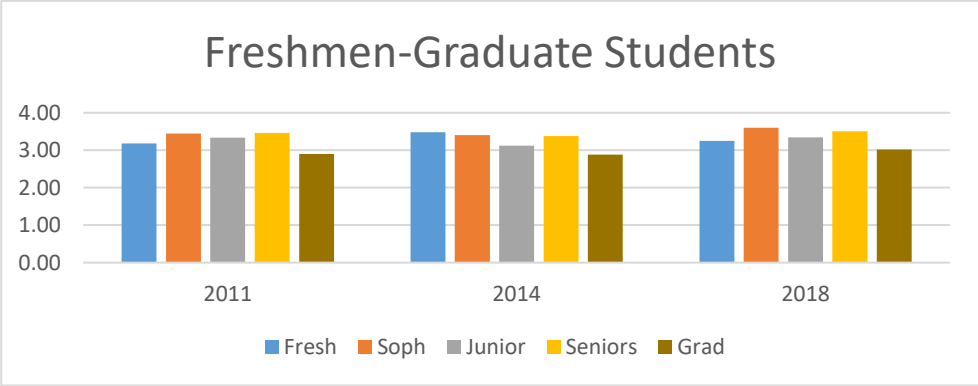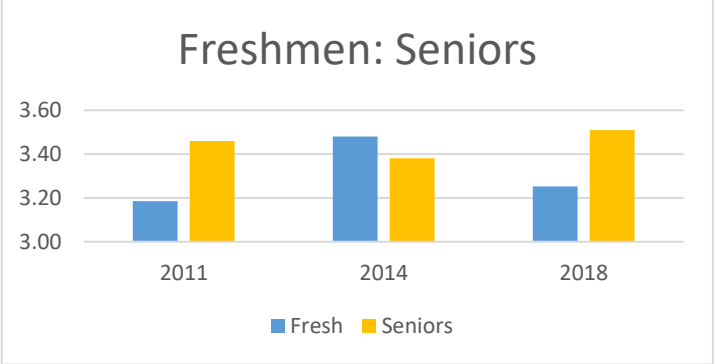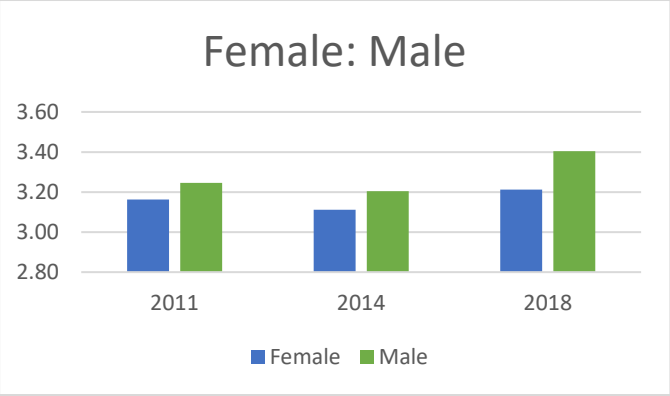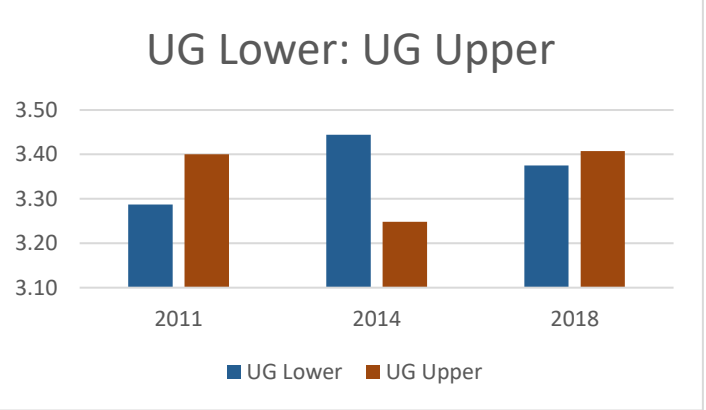
| How strongly do you define yourself as a member of the Dominican University community? | | | | | | | | | |
|---|---|---|---|---|---|---|---|---|---|
| | 2011 | | | 2014 | | | 2018 | | |
| | N | Avg. | Std. Dev. | N | Avg. | Std. Dev. | N | Avg. | Std. Dev. |
| Fresh | 173 | 3.18 | 1.00 | 75 | 3.48 | 1.07 | 99 | 3.25 | 0.98 |
| Soph | 109 | 3.45 | 1.03 | 69 | 3.41 | 0.94 | 53 | 3.60 | 0.93 |
| Junior | 112 | 3.34 | 0.91 | 66 | 3.12 | 1.10 | 79 | 3.34 | 0.90 |
| Seniors | 113 | 3.46 | 1.04 | 63 | 3.38 | 1.10 | 51 | 3.51 | 1.08 |
| Female | 601 | 3.16 | 1.03 | 384 | 3.11 | 1.03 | 343 | 3.21 | 1.04 |
| Male | 199 | 3.25 | 0.93 | 122 | 3.20 | 1.11 | 89 | 3.40 | 1.02 |
| UG Lower | 282 | 3.29 | 1.02 | 144 | 3.44 | 1.01 | 152 | 3.38 | 0.98 |
| UG Upper | 225 | 3.40 | 0.98 | 129 | 3.25 | 1.10 | 130 | 3.41 | 0.98 |
| UG | 507 | 3.34 | 1.00 | 273 | 3.35 | 1.06 | 282 | 3.39 | 0.97 |
| Grad | 272 | 2.90 | 0.96 | 216 | 2.88 | 0.99 | 147 | 3.02 | 1.08 |