



# 42 Occupations in Chicago-Naperville-Elgin, IL-IN-WI

# Contents

What is Lightcast Data? .....	1
Report Parameters .....	2
Executive Summary .....	3
Jobs .....	4
Compensation .....	7
Job Posting Activity .....	8
Demographics .....	12
Occupational Programs .....	14
Appendix A (Occupations) .....	16

## What is Lightcast Data?

Lightcast data is a hybrid dataset derived from official government sources such as the US Census Bureau, Bureau of Economic Analysis, and Bureau of Labor Statistics. Leveraging the unique strengths of each source, our data modeling team creates an authoritative dataset that captures more than 99% of all workers in the United States. This core offering is then enriched with data from online social profiles, resumé, and job postings to give you a complete view of the workforce.

Lightcast data is frequently cited in major publications such as *The Atlantic*, *Forbes*, *Harvard Business Review*, *The New York Times*, *The Wall Street Journal*, and *USA Today*.



## Report Parameters

### 42 Occupations

11-1011 Chief Executives

---

11-1021 General and Operations Managers

---

11-3012 Administrative Services Managers

---

11-3013 Facilities Managers

---

11-3031 Financial Managers

---

11-3051 Industrial Production Managers

---

11-3061 Purchasing Managers

---

11-3111 Compensation and Benefits Managers

---

11-3121 Human Resources Managers

---

*See Appendix A for all 42 Occupations*

---

### 1 MSA

16980 Chicago-Naperville-Elgin, IL-IN-WI

---

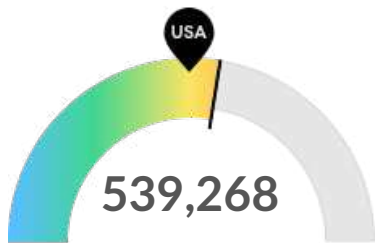
### Class of Worker

QCEW Employees, Non-QCEW Employees, and Self-Employed

The information in this report pertains to the chosen occupations and geographical area.

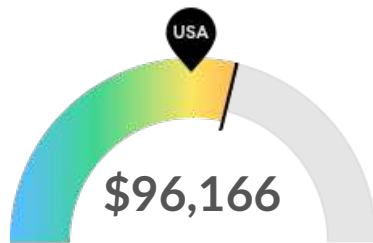
## Executive Summary

### Aggressive Job Posting Demand Over a Deep Supply of Regional Jobs



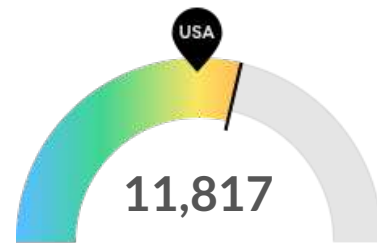
**Jobs (2024)**

Chicago-Naperville-Elgin, IL-IN-WI is a hotspot for this kind of job. The national average for an area this size is 466,972\* employees, while there are 539,268 here.



**Compensation**

Earnings are about average in Chicago-Naperville-Elgin, IL-IN-WI. The national median salary for your occupations is \$87,913, compared to \$96,166 here.



**Job Posting Demand**

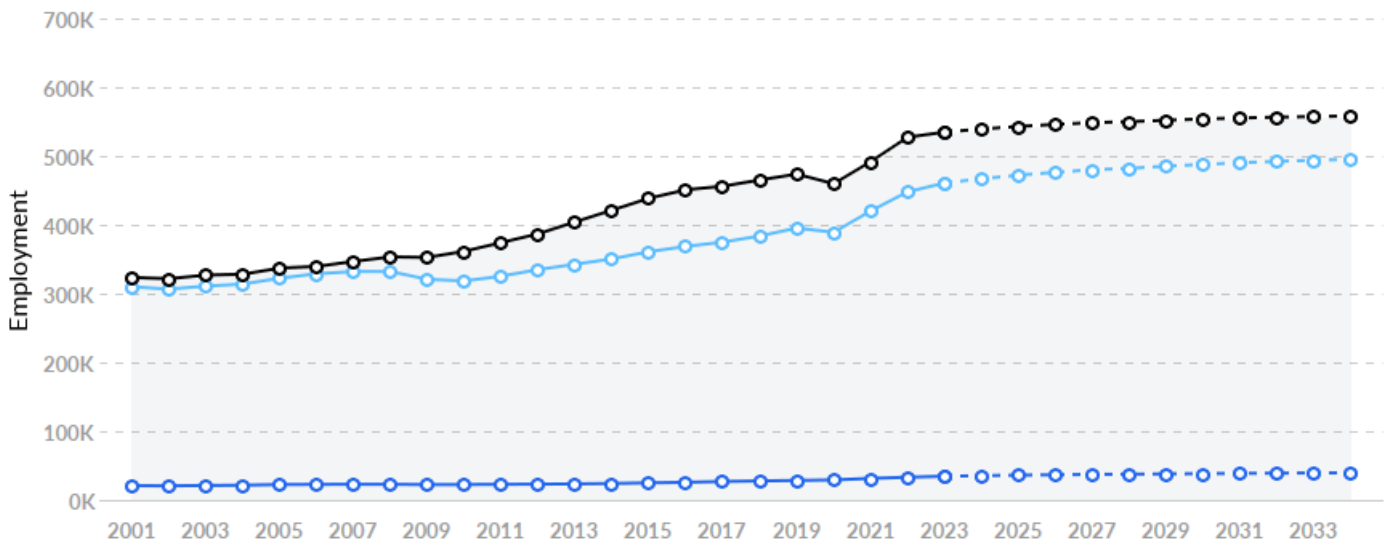
Job posting activity is high in Chicago-Naperville-Elgin, IL-IN-WI. The national average for an area this size is 9,601\* job postings/mo, while there are 11,817 here.

\*National average values are derived by taking the national value for your occupations and scaling it down to account for the difference in overall workforce size between the nation and Chicago-Naperville-Elgin, IL-IN-WI. In other words, the values represent the national average adjusted for region size.

# Jobs

## Regional Employment Is Higher Than the National Average

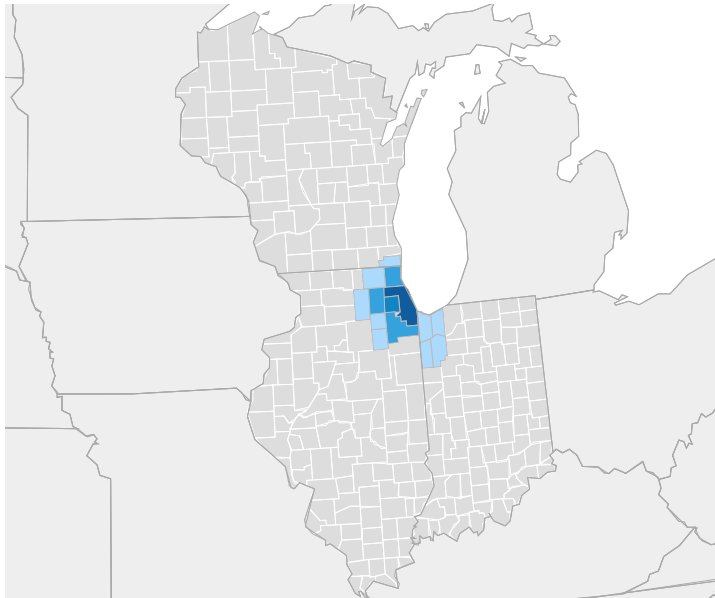
An average area of this size typically has 466,972\* jobs, while there are 539,268 here. This higher than average supply of jobs may make it easier for workers in this field to find employment in your area.



Region	2024 Jobs	2033 Jobs	Change	% Change
● Chicago-Naperville-Elgin, IL-IN-WI	539,268	557,408	18,140	3.4%
● National Average	466,972	493,841	26,869	5.8%
● Colorado Springs, CO	35,380	39,307	3,927	11.1%

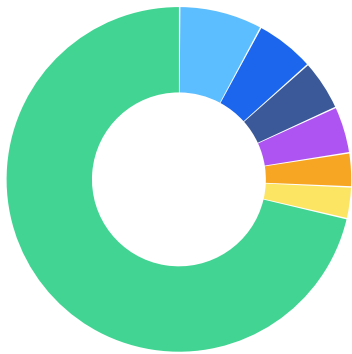
\*National average values are derived by taking the national value for your occupations and scaling it down to account for the difference in overall workforce size between the nation and Chicago-Naperville-Elgin, IL-IN-WI. In other words, the values represent the national average adjusted for region size.

## Regional Breakdown



County	2024 Jobs
Cook County, IL	336,284
DuPage County, IL	79,236
Lake County, IL	42,607
Will County, IL	23,516
Kane County, IL	21,564

## Most Jobs are Found in the Management, Scientific, and Technical Consulting Services Industry Sector

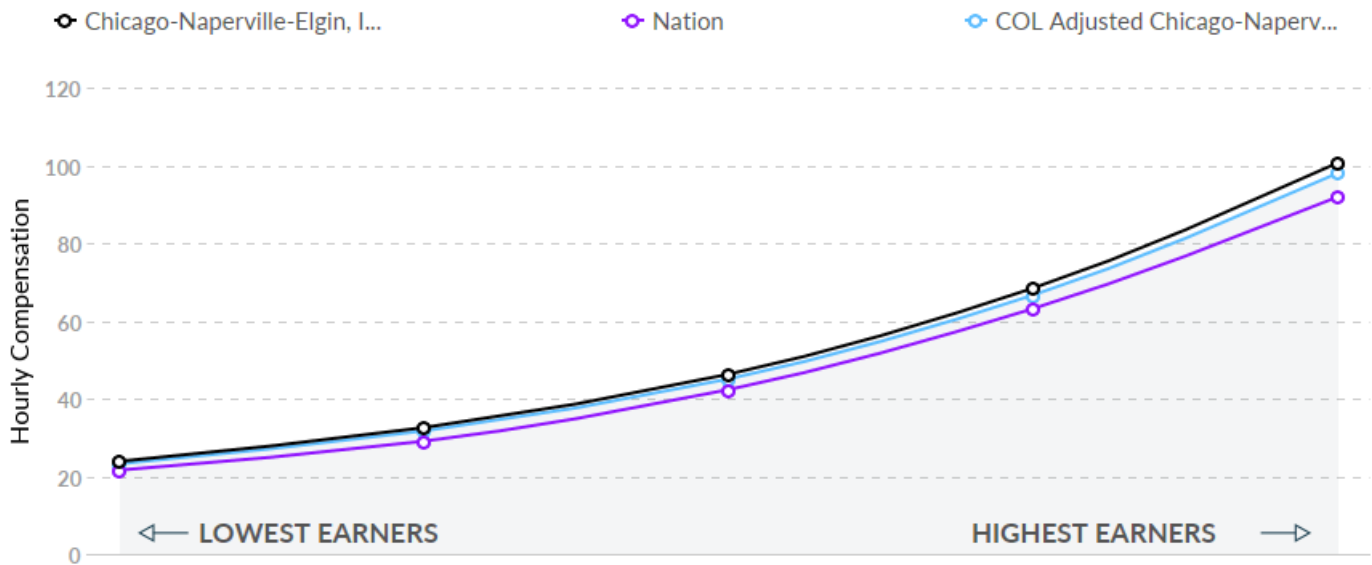


Industry	% of Occupation in Industry (2024)
Management, Scientific, and Technical Consulting Services	7.8%
Depository Credit Intermediation	5.5%
Accounting, Tax Preparation, Bookkeeping, and Payroll Services	4.7%
Management of Companies and Enterprises	4.4%
Agencies, Brokerages, and Other Insurance Related Activities	3.2%
Insurance Carriers	3.0%
Other	71.4%

# Compensation

## Regional Compensation Is 9% Higher Than National Compensation

For your occupations, the 2023 median wage in Chicago-Naperville-Elgin, IL-IN-WI is \$46.23/hr, while the national median wage is \$42.27/hr.



# Job Posting Activity



**82,722 Unique Job Postings**

The number of unique postings for this job from Jan 2024 to Jul 2024.



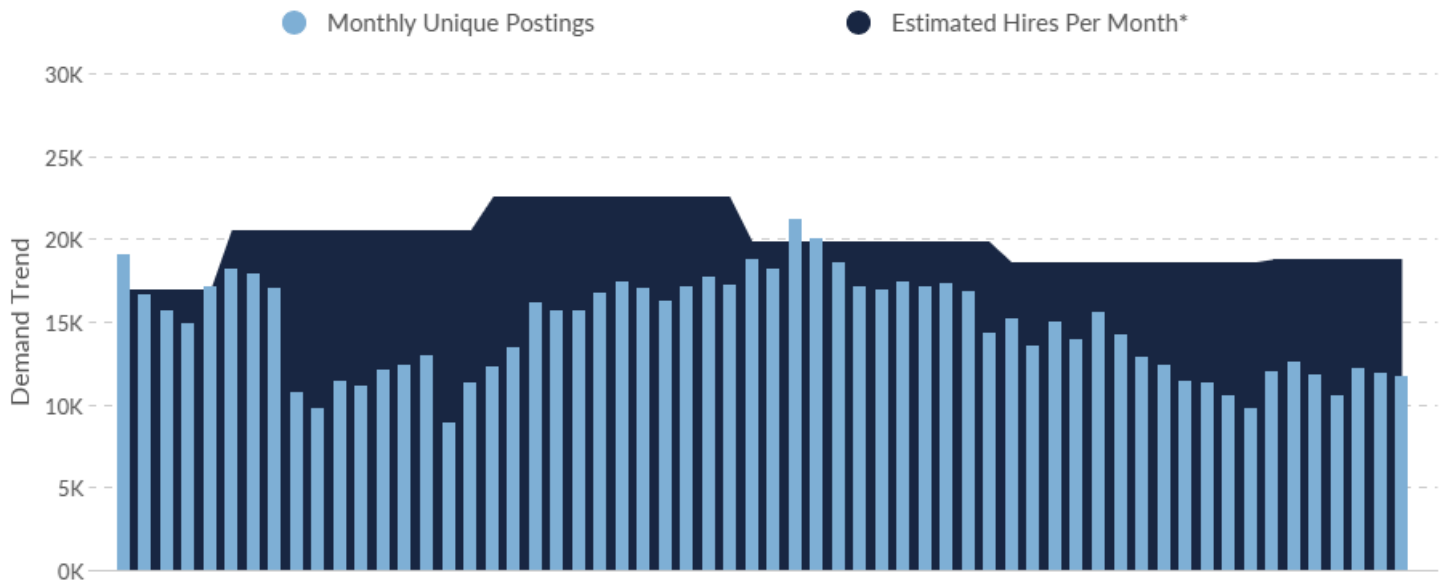
**12,531 Employers Competing**

All employers in the region who posted for this job from Jan 2024 to Jul 2024.



**25 Day Median Duration**

Posting duration is 1 day longer than what's typical in the region.













Occupation	Avg Monthly Postings (Jan 2024 - Jul 2024)	Avg Monthly Hires (Jan 2024 - Jul 2024)
General and Operations Managers	1,335	5,096
Financial Managers	978	1,213
Accountants and Auditors	754	1,747
Data Scientists	791	203
Human Resources Specialists	639	1,626

\*A hire is reported by the Quarterly Workforce Indicators when an individual's Social Security Number appears on a company's payroll and was not there the quarter before. Lightcast hires are calculated using a combination of Lightcast jobs data, information on separation rates from the Bureau of Labor Statistics (BLS), and industry-based hires data from the Census Bureau.

Occupation	Avg Monthly Postings (Jan 2024 - Jul 2024)	Avg Monthly Hires (Jan 2024 - Jul 2024)
Medical and Health Services Managers	929	618
Market Research Analysts and Marketing Specialists	692	1,393
Management Analysts	509	1,509
Financial and Investment Analysts	591	372
Human Resources Managers	374	407
Buyers and Purchasing Agents	392	502
Securities, Commodities, and Financial Services Sales Agents	333	513
Industrial Production Managers	357	180
Compensation, Benefits, and Job Analysis Specialists	243	106
Training and Development Specialists	209	421
Property, Real Estate, and Community Association Managers	268	363
Facilities Managers	229	124
Financial Risk Specialists	217	47
Claims Adjusters, Examiners, and Investigators	216	202
Purchasing Managers	193	79
Operations Research Analysts	153	130
Loan Officers	98	183
Cost Estimators	217	285
Chief Executives	140	140
Compensation and Benefits Managers	139	14
Real Estate Sales Agents	112	165
Insurance Underwriters	128	85
Personal Service Managers, All Other	99	10
Training and Development Managers	88	46

Occupation	Avg Monthly Postings (Jan 2024 - Jul 2024)	Avg Monthly Hires (Jan 2024 - Jul 2024)
Real Estate Brokers	87	30
Administrative Services Managers	63	336
Credit Analysts	45	65
Actuaries	42	30
Tax Examiners and Collectors, and Revenue Agents	35	17
Statisticians	21	16
Financial Specialists, All Other	42	150
Credit Counselors	20	45
Labor Relations Specialists	18	121
Property Appraisers and Assessors	8	94
Budget Analysts	8	19
Economists	7	16

Top Companies	Unique Postings
Uline	1,039 
Robert Half	866 
AbbVie	784 
University of Chicago	673 
JPMorgan Chase	581 
GPAC	578 
Discover Financial Services	572 
Epsilon	547 
Deloitte	517 
Northern Trust	474 

Top Job Titles	Unique Postings
Accountants	1,006 
Financial Analysts	880 
Human Resources Generalists	711 
Business Analysts	618 
Data Analysts	571 
Operations Managers	553 
Management Trainees	527 
Relationship Bankers	429 
Human Resources Managers	416 
Controllers	391 

## Top Distinguishing Skills by Demand

Not enough data to display Distinguishing Skills for this occupation.

## Top Defining Skills by Demand

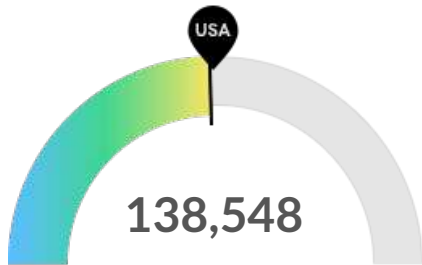
Not enough data to display Defining Skills for this occupation.

## Top Necessary Skills by Demand

Not enough data to display Necessary Skills for this occupation.

# Demographics

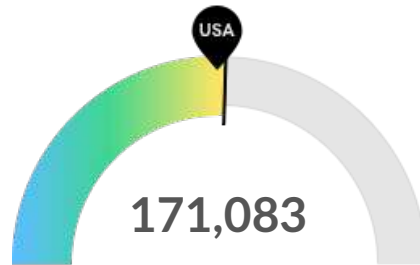
## Retirement Risk Is About Average, While Overall Diversity Is About Average



**138,548**

### Retiring Soon

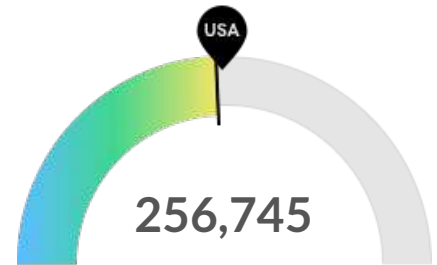
Retirement risk is about average in Chicago-Naperville-Elgin, IL-IN-WI. The national average for an area this size is 142,075\* employees 55 or older, while there are 138,548 here.



**171,083**

### Racial Diversity

Racial diversity is about average in Chicago-Naperville-Elgin, IL-IN-WI. The national average for an area this size is 166,052\* racially diverse employees, while there are 171,083 here.



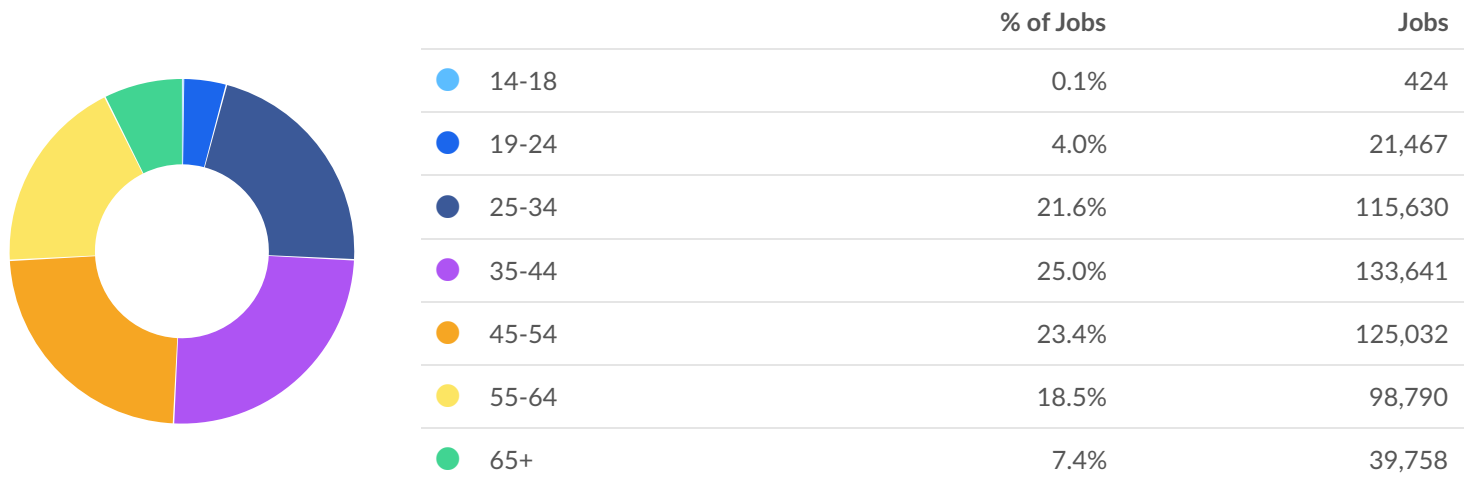
**256,745**

### Gender Diversity

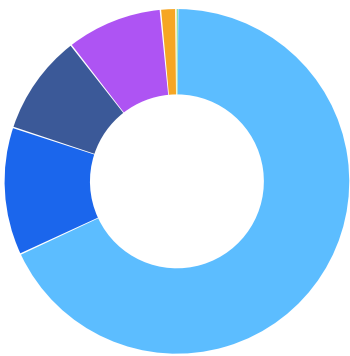
Gender diversity is about average in Chicago-Naperville-Elgin, IL-IN-WI. The national average for an area this size is 266,418\* female employees, while there are 256,745 here.

\*National average values are derived by taking the national value for your occupations and scaling it down to account for the difference in overall workforce size between the nation and Chicago-Naperville-Elgin, IL-IN-WI. In other words, the values represent the national average adjusted for region size.

## Occupation Age Breakdown



## Occupation Race/Ethnicity Breakdown



	% of Jobs	Jobs
White	68.0%	363,661
Hispanic or Latino	12.0%	64,102
Black or African American	9.4%	50,390
Asian	9.0%	48,037
Two or More Races	1.4%	7,662
American Indian or Alaska Native	0.1%	542
Native Hawaiian or Other Pacific Islander	0.1%	349

## Occupation Gender Breakdown



	% of Jobs	Jobs
Males	52.0%	277,999
Females	48.0%	256,745

# Occupational Programs



## 183 Programs

Of the programs that can train for this job, 183 have produced completions in the last 5 years.



## 71,634 Completions (2023)


The completions from all regional institutions for all degree types.



## 46,130 Openings (2023)

The average number of openings for an occupation in the region is 749.

CIP Code	Top Programs	Completions (2023)
24.0101	Liberal Arts and Sciences/Liberal Studies	13,056
51.3801	Registered Nursing/Registered Nurse	11,181
52.0201	Business Administration and Management, General	5,260
52.1301	Management Science	4,191
30.0101	Biological and Physical Sciences	2,981
11.0701	Computer Science	2,729
42.0101	Psychology, General	2,530
26.0101	Biology/Biological Sciences, General	1,780
24.0102	General Studies	1,712
52.0301	Accounting	1,419

Top Schools	Completions (2023)	
Chamberlain University-Illinois	7,589	
University of Illinois Chicago	5,400	
University of Chicago	4,603	
Northwestern University	4,534	
DeVry University-Illinois	3,957	
DePaul University	3,087	
William Rainey Harper College	2,804	
Loyola University Chicago	2,681	
Northern Illinois University	2,169	
College of Lake County	2,089	

## Appendix A (Occupations)

Code	Description
11-1011	Chief Executives
11-1021	General and Operations Managers
11-3012	Administrative Services Managers
11-3013	Facilities Managers
11-3031	Financial Managers
11-3051	Industrial Production Managers
11-3061	Purchasing Managers
11-3111	Compensation and Benefits Managers
11-3121	Human Resources Managers
11-3131	Training and Development Managers
11-9111	Medical and Health Services Managers
11-9141	Property, Real Estate, and Community Association Managers

Code	Description
11-9179	Personal Service Managers, All Other
13-1028	Buyers and Purchasing Agents
13-1031	Claims Adjusters, Examiners, and Investigators
13-1051	Cost Estimators
13-1071	Human Resources Specialists
13-1075	Labor Relations Specialists
13-1111	Management Analysts
13-1141	Compensation, Benefits, and Job Analysis Specialists
13-1151	Training and Development Specialists
13-1161	Market Research Analysts and Marketing Specialists
13-2011	Accountants and Auditors
13-2028	Property Appraisers and Assessors

Code	Description
13-2031	Budget Analysts
13-2041	Credit Analysts
13-2051	Financial and Investment Analysts
13-2053	Insurance Underwriters
13-2054	Financial Risk Specialists
13-2071	Credit Counselors
13-2072	Loan Officers
13-2081	Tax Examiners and Collectors, and Revenue Agents
13-2099	Financial Specialists, All Other

Code	Description
15-2011	Actuaries
15-2031	Operations Research Analysts
15-2041	Statisticians
15-2051	Data Scientists
19-3011	Economists
41-3031	Securities, Commodities, and Financial Services Sales Agents
41-9021	Real Estate Brokers
41-9022	Real Estate Sales Agents
43-4199	Information and Record Clerks, All Other