

IPEDS 2023-24 Data Collection System

IPEDS HELP DESK (877) 225-2568 | ipedshelp@rti.org
OMB NO. 1850-0582 v.32 : Approval Expires 8/31/2025
User ID: P1484961

Student Financial Aid 2023-24

Institution: Dominican University (148496)

User ID: P1484961

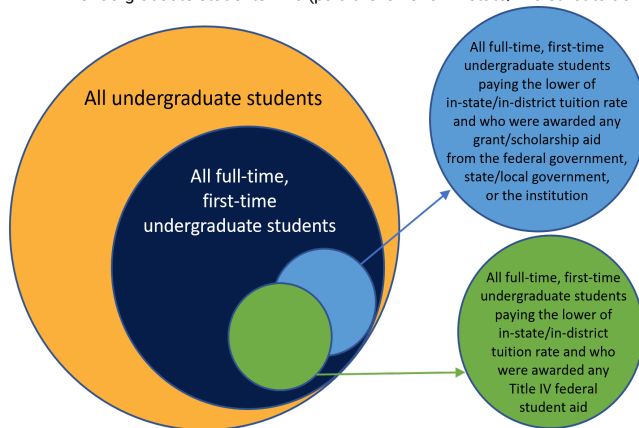
Overview

IPEDS Student Financial Aid Component Overview - Academic Reporters

Welcome to the Student Financial Aid (SFA) survey component. The purpose of the SFA component is to collect information about financial aid provided to various groups of undergraduate students and military/veteran educational benefits for all students at your institution.

Data Reporting Reminders:

- Report data to accurately reflect the period corresponding with the IPEDS survey component, even if such reporting is seemingly inconsistent with prior-year reporting.
- Undergraduate Student Counts
You will be asked to report information for:
 - All undergraduate students
 - Full-time, first-time degree/certificate-seeking undergraduate students (FTFT)
 - FTFT undergraduate students who (paid the lower of in-state/in-district tuition rate for public institutions and) were awarded any grant/scholarship aid from the federal government, state/local government, or the institution
 - FTFT undergraduate students who (paid the lower of in-state/in-district tuition rate for public institutions and) were awarded any Title IV federal student aid



- COA Revisions
Revisions to Cost of Attendance (COA) used to calculate the net price of attendance can be made in this component. Consult the instructions and screens to make sure you are reporting the correct aid amounts for the correct groups of students.
- College Affordability and Transparency Lists
Net price amounts calculated in SFA will be used to populate the U.S. Department of Education's College Affordability and Transparency lists.
- Interactive Edits and Error Messages
SFA contains interactive edits that will check for blank fields, invalid values, or values that fall outside expected ranges. Some error messages will require you to confirm or explain the values that you entered. Some error messages are fatal and will require you to contact the IPEDS Help Desk at (877) 225-2568 for resolution.
- Context Boxes
You will find optional text boxes throughout SFA. Context boxes allow you to provide more information about the data you enter. Some of these context boxes may be made available to the public on College Navigator, so make sure that the information you enter can be understood easily by students, parents, and the public.

Changes to reporting:

The following changes were implemented for the 2023-24 data collection period:

- Removed the 'Groups terminology'
- Renumbered lines on screens and in instructions
- Reiterated instructions on what is reported in each part for specific students and reporting periods
- Rephrased "room and board" terminology in survey materials to "food and housing," including Glossary terms
- Added FAQ regarding inclusion of incarcerated students
- Revised FAQ regarding experimental site participants

Resources:

- To download the survey materials for this component: [Survey Materials](#)
- To access your prior year data submission for this component: [Reported Data](#)

If you have questions about completing this survey, please contact the IPEDS Help Desk at 1-877-225-2568.

Section 1: Part A - Establish Your Student Counts

Part A - Establish Your Student Counts

Instructions:

In the fields below, report the number of students enrolled in Fall 2022.

Reporting Reminders:

- Part A establishes student counts.
- The numbers on this screen are carried forward to other parts of the Student Financial Aid Survey component and checked for consistency with data reported in other survey components.

		YOUR CURRENT YEAR DATA	YOUR PRIOR YEAR DATA
		Fall 2022	Fall 2021
02	All undergraduate students	<input type="text" value="2,136"/>	2,063
03	All degree/certificate-seeking undergraduate students Of those on line 02, those who are degree/certificate-seeking	<input type="text" value="2,100"/>	
04	Of those on line 02, those who are non-degree/non-certificate-seeking (Line 02 – Line 03)	<input type="text" value="36"/>	
05	All full-time, first-time degree certificate-seeking undergraduate students Of those on line 03, those who are full-time, first-time	<input checked="" type="checkbox"/> <input type="text" value="598"/>	461
06	Of those on line 05, those awarded any: <ul style="list-style-type: none"> • <u>Federal Work Study</u>, • <u>Loans to students</u>, • Grant or scholarship aid from the federal government, state/local government, the institution, or • Other sources known to the institution 	<input checked="" type="checkbox"/> <input type="text" value="598"/>	461
07	Of those on line 05, those awarded any: <ul style="list-style-type: none"> • <u>loans to students</u> or • Grant or scholarship aid from the federal government, state/local government, or the institution 	<input type="text" value="598"/>	461
08	Of those on line 05, those (paying the lower of in-state or in-district tuition rate for public institutions) who were awarded grant or scholarship aid from the federal government, state/local government, or the institution	<input type="text" value="598"/>	461
09	Of those on line 05, those (paying the lower of in-state or in-district tuition rate for public institutions) who were awarded any <u>Title IV federal student aid</u>	<input type="text" value="452"/>	374

Institution: Dominican University (148496)

User ID: P1484961

Section 1: Part B - Student Counts and Financial Aid Award Amounts

Part B - Enter Student Counts and Financial Aid Award Amounts

For this part, report:

For These Students	The Following Type(s) of Aid	Awarded in This Period
<ul style="list-style-type: none"> All undergraduate students enrolled in Fall 2022 for the 2022-23 academic year as defined by the institution 	<ul style="list-style-type: none"> Grant or scholarship aid from: <ul style="list-style-type: none"> federal government state/local government the institution other sources known to the institution Loans to students from: <ul style="list-style-type: none"> the federal government 	<ul style="list-style-type: none"> Any time during academic year 2022-23
Information from Part A		Fall 2022
All undergraduate students (This number is carried forward from Part A, Line 02.)		2,136
Degree/certificate-seeking undergraduate students (This number is carried forward from Part A, Line 03.)		2,100
Non-degree/non-certificate-seeking undergraduate students (This number is carried forward from Part A, Line 04.)		36

In the fields below, report the student counts and the total amount of aid awarded for each aid type and student category.

Aid Type	2022-23											
	All undergraduate students				All degree/certificate-seeking undergraduates				All non-degree/non-certificate-seeking undergraduates			
	Number students who were awarded aid	Percentage of students who were awarded aid	Total amount of aid awarded	Average amount of aid awarded (Col.3/Col.1)	Number students who were awarded aid	Percentage of students who were awarded aid	Total amount of aid awarded	Average amount of aid awarded (Col.7/Col.5)	Number students who were awarded aid (Col.1-Col.5)	Percentage of students who were awarded aid	Total amount of aid awarded (Col.3-Col.7)	Average amount of aid awarded
	Col. 1	Col. 2	Col. 3	Col. 4	Col. 5	Col. 6	Col. 7	Col. 8	Col. 9	Col. 10	Col. 11	Col. 12
01 Grant or scholarship aid from the federal government, state/local government, the institution, and other sources known to the institution (Do NOT include federal student loans)	2,023	95	52,929,130	26,164	2,023	96	52,929,130	26,164	0	0	0	
02 Federal Pell Grants	1,054	49	5,522,796	5,240	1,054	50	5,522,796	5,240	0	0	0	
03 Federal loans to students	1,247	58	7,898,607	6,334	1,247	59	7,898,607	6,334	0	0	0	

You may use the box below to provide additional context for the data you have reported above. Context notes will be posted on the College Navigator website. Therefore, you should write all context notes using proper grammar (e.g., complete sentences with punctuation) and common language that can be easily understood by students and parents (e.g., spell out acronyms).

Non-applicable

Section 1: Part C, Page 2 - full-time, first-time degree/certificate-seeking undergraduate students

Part C, Page 2 - Enter Information about full-time, first-time degree/certificate-seeking undergraduate students.


For this part, report:

For These Students	The Following Type(s) of Aid	Awarded in This Period
<ul style="list-style-type: none"> Full-time, first-time degree/certificate-seeking undergraduate students enrolled in Fall 2022 for the 2022-23 academic year as defined by the institution 	<ul style="list-style-type: none"> Grant or scholarship aid from: <ul style="list-style-type: none"> federal government state/local government the institution Loans to students from: <ul style="list-style-type: none"> the federal government other sources, including private or other loans Do not include: <ul style="list-style-type: none"> grant or scholarship aid from private or other sources PLUS loans or loans made to anyone other than the student 	<ul style="list-style-type: none"> Any time during academic year 2022-23

Information from Part A	Fall 2022
Full-time, first-time degree/certificate-seeking undergraduate students (This number is carried forward from Part A, Line 05)	598
(This number is carried forward from Part A, Line 06) <ul style="list-style-type: none"> Full-time, first-time degree/certificate-seeking undergraduate students awarded: <ul style="list-style-type: none"> Federal Work Study Loans to students Grant or scholarship aid from the federal government, state/local government, or the institution Other sources known to the institution 	598
(This number is carried forward from Part A, Line 07) <ul style="list-style-type: none"> Full-time, first-time degree/certificate-seeking undergraduate students awarded: <ul style="list-style-type: none"> Loans to students Grant or scholarship aid from the federal government, state/local government, or the institution 	598
(This number is carried forward from Part A, Line 08) <ul style="list-style-type: none"> Full-time, first-time degree/certificate-seeking undergraduate students who paying the lower of in-state or in-district tuition rate for public institutions were awarded: <ul style="list-style-type: none"> Grant or scholarship aid from the federal government, state/local government, or the institution 	598

In the fields below, report the number of full-time, first-time degree/certificate-seeking undergraduate students and the total amount of aid awarded for each type of aid. Enter unduplicated student counts within a each aid category (e.g., Federal Pell Grants). However, a student can appear in more than one aid category.

Aid Type		Full-time, first-time degree/certificate-seeking undergraduate students (Part A, Line 05)				
		CURRENT YEAR DATA				YOUR PRIOR YEAR DATA
		Fall 2022				Fall 2021
		Number of FTFT students awarded aid	Percentage of FTFT students awarded aid	Total amount of aid awarded to FTFT students	Average amount of aid awarded to FTFT students	Average amount of aid awarded to FTFT students
01	Grants or scholarships from the federal government, state/local government, or the institution	598	100	16,497,534	27,588	25,315
02	Federal grants and scholarship aid	327	55	1,844,151	5,640	5,339
03	Federal Pell Grants	327	55	1,722,426	5,267	4,979
04	Other federal grants and scholarship aid	173	29	121,725	704	594
05	State/local government grant or scholarship aid (includes fellowships/tuition waivers/exemptions)	378	63	2,494,280	6,599	5,179
06	Institutional grant or scholarship aid (includes fellowships/tuition waivers/exemptions)	598	100	12,159,103	20,333	18,785
07	Loans to students	324	54	1,778,537	5,489	5,784
08	Federal loans to students	324	54	1,605,438	4,955	4,961
09	Other loans to students (including private loans)	11	2	173,099	<input checked="" type="checkbox"/> 15,736	12,391

 You may use the box below to provide additional context for the data you have reported above. Context notes will be posted on the College Navigator website. Therefore, you should write all context notes using proper grammar (e.g., complete sentences with punctuation) and common language that can be easily understood by students and parents (e.g., spell out acronyms).

Non-applicable 

Section 1: Comparison Chart

Comparison Chart

Reporting Reminders:

- Based on the information reported on the previous screens for all undergraduate students and full-time, first-time degree/certificate-seeking undergraduate students, this comparison chart seeks to help institutions check their reported data. Assuming the information reported is correct, the calculated fields for 'All Other Undergraduate students' should be the balance. Similarly, comparison chart values for all degree/certificate and all non-degree/ certificate undergraduates should match the total reported in columns 1-4 in Section 1, Part B. If the balance does not check with your institution's calculations, please correct your reported numbers before moving forward with the completion of the SFA survey component.
- Data for all degree/certificate seeking undergraduate students and full-time, first-time undergraduate students are published on College Navigator.

Note:

- Data for the 'all other degree/certificate undergraduate' students and all non-degree/certificate undergraduate students will appear in the IPEDS Data Center for data users, but not in College Navigator.

		Fall 2022	Academic Year 2022-23	Academic Year 2022-23
		Number of students	Federal Pell grants	Federal Student Loans
01	All degree/certificate seeking undergraduate students	2,100		
02	Number of students awarded aid		1,054	1,247
03	Percentage awarded aid		50	59
04	Total amount of aid awarded		5,522,796	7,898,607
05	Average amount of aid awarded		5,240	6,334
06	Full-time, first-time degree/certificate seeking undergraduate students	598		
07	Number of students awarded aid		327	324
08	Percentage awarded aid		55	54
09	Total amount of aid awarded		1,722,426	1,605,438
10	Average amount of aid awarded		5,267	4,955
11	All other degree/certificate seeking undergraduate students	1,502		
12	Number of students awarded aid		727	923
13	Percentage awarded aid		48	61
14	Total amount of aid awarded		3,800,370	6,293,169
15	Average amount of aid awarded		5,227	6,818
16	All non-degree/non-certificate-seeking undergraduate students	36		
17	Number of students awarded aid		0	0
18	Percentage awarded aid		0	0
19	Total amount of aid awarded		0	0
20	Average amount of aid awarded			

Section 1: Cost of Attendance

Cost of attendance for full-time, first-time undergraduate students

Reporting Reminders:

- These numbers are carried forward from Institutional Characteristics (IC) Survey and should only be changed if an error was made in the reporting.
- Please review the amounts below for accuracy and consistency with your institution's records. These data will be made available to the public on College Navigator. If your institution participates in any Title IV programs (Federal Pell Grant, Federal Direct Loan, etc.), all information must be reported.
- Estimates of expenses for books and supplies, food and housing, and other expenses are those from the **Cost of Attendance report** used by the financial aid office in determining financial need. Please talk to your IC Survey data reporter before changing these numbers to ensure the data is correct.

Charges for full academic year	2020-21	2021-22	2022-23
Published <u>tuition</u> and <u>required fees</u>:			
Tuition	34,950	34,950	35,850
Required fees	620	620	650
Tuition + fees total	35,570	35,570	36,500
📘 <u>Books and supplies</u>			
	1,200	1,200	1,200
<u>On-campus</u>:			
<u>Food</u> and <u>housing</u>	10,865	10,865	11,050
<u>Other expenses</u>	1,412	1,412	1,372
Food and housing and other expenses	12,277	12,277	12,422
<u>Off-campus (not with family)</u>:			
<u>Food</u> and <u>housing</u>	19,140	20,171	11,050
<u>Other expenses</u>	1,872	1,872	1,872
Food and housing and other expenses	21,012	22,043	12,922
📘 <u>Off-campus (with family)</u>:			
<u>Other expenses</u>	3,872	3,872	3,872

Section 1: Part D

Part D - Enter Information about full-time, first-time degree/certificate-seeking undergraduate students paying the lower of in-state or in-district tuition rate who were awarded grant or scholarship aid from the following sources: the federal government, state/local government, or the institution

Reporting Reminders:

- The information you report in this part will be used in Part F to calculate average institutional net price.
- Do not include students who received HEERF grants only.
- For this part, report:

For These Students	The Following Type(s) of Aid	Awarded in This Period
<ul style="list-style-type: none"> • Full-time, first-time degree/certificate-seeking undergraduate students enrolled in Fall 2022 for the 2022-23 academic year as defined by the institution paying the lower of in-state or in-district tuition rate for public institutions who were awarded grant or scholarship aid from the following sources: the federal government, state/local government, or the institution • Do not include students awarded only grant or scholarship aid from private or other sources, or students awarded only non-grant aid 	<ul style="list-style-type: none"> • Grant or scholarship aid from: <ul style="list-style-type: none"> ◦ federal government ◦ state/local government ◦ the institution • Do not include: <ul style="list-style-type: none"> ◦ grant or scholarship aid from private or other sources ◦ federal student loans ◦ parent PLUS loans ◦ private loans ◦ HEERF grants ◦ Federal Work Study amounts 	<ul style="list-style-type: none"> • Any time during academic year 2022-23

In the fields below, report the number of full-time, first-time degree/certificate-seeking undergraduate students paying the lower of in-state or in-district tuition rate awarded grant or scholarship aid from the following sources: the federal government, state/local government, or the institution with each type of living arrangement and the total amount of grant or scholarship aid from the federal government, state/local government, or the institution awarded to these students. Do not include HEERF grants.

Information from Part A:		YOUR PRIOR YEAR DATA 2020-21	YOUR PRIOR YEAR DATA 2021-22	YOUR CURRENT YEAR DATA 2022-23
01	Full-time, first-time degree/certificate-seeking undergraduate students paying the lower of in-state or in-district tuition rate for public institutions who were awarded grant or scholarship aid from the following sources: the federal government, state/local government, or the institution (This number is carried forward from Part A, Line 08)	465	461	598
Report the number of these students from Part A, Line 08 with the following living arrangements:		YOUR PRIOR YEAR DATA 2020-21	YOUR PRIOR YEAR DATA 2021-22	YOUR CURRENT YEAR DATA 2022-23
02	<u>On-campus</u>	133	149	<input checked="" type="checkbox"/> 201
03	<u>Off-campus (with family)</u>	328	309	387
04	<u>Off-campus (not with family)</u>	4	3	6
05	Unknown (calculated) This value is calculated using the following formula: Line 01 - (Line 02 +Line 03 +Line 04)	0	0	4
06	Report the total amount of grant or scholarship aid from the federal government, state/local government, or the institution awarded to these students. Do not include HEERF grants.	11,493,555	11,670,144	16,497,534
07	Average grant or scholarship aid from the federal government, state/local government, or the institution awarded to full-time, first-time degree/certificate undergraduate students (calculated value). This value is calculated using the following formula: Line 06/Line 01	24,717	25,315	27,588

You may use the box below to provide additional context for the data you have reported above. Context notes will be posted on the College Navigator website. Therefore, you should write all context notes using proper grammar (e.g., complete sentences with punctuation) and common language that can be easily understood by students and parents (e.g., spell out acronyms).

Non-applicable ▼

Section 1: Part E

Part E – Enter Information about full-time, first-time degree/certificate-seeking undergraduate students paying the lower of in-state or in-district tuition rate awarded any Title IV federal student aid, including federal grants or federal student loans.

Reporting Reminders:

- The information you report in this part will be used in Part G to calculate average institutional net price by income level.
- Do not include students who received HEERF grants only.
- For this part, report:

For These Students	The Following Type(s) of Aid	Awarded in This Period
<ul style="list-style-type: none"> • Full-time, first-time degree/certificate-seeking undergraduate students enrolled Fall 2022 for the 2022-23 academic year as defined by the institution paying the lower of in-state or in-district tuition rate for public institutions who were awarded any Title IV federal student aid 	<ul style="list-style-type: none"> • Grant or scholarship aid from: <ul style="list-style-type: none"> ◦ federal government ◦ state/local government ◦ the institution • Do not include: <ul style="list-style-type: none"> ◦ grant or scholarship aid from private or other sources ◦ federal student loans ◦ parent PLUS loans ◦ private loans ◦ HEERF grants ◦ Federal Work Study amounts 	<ul style="list-style-type: none"> • Any time during academic year 2022-23

- In the fields below, report the number of full-time, first-time degree/certificate-seeking undergraduate students awarded any Title IV students with each type of living arrangement and the total amount of grant or scholarship aid from the federal government, state/local government, or the institution awarded to these students by income level.


Information from Part A:		2020-21	2021-22	2022-23
01	Full-time, first-time degree/certificate-seeking undergraduate students paying the lower of in-state or in-district tuition rate for public institutions who were awarded any Title IV federal student aid (This number is carried forward from Part A, Line 09) Report the number of these students with the following living arrangements:	371	374	452
Report the number of these students from Part A, Line 09 with the following living arrangements:		YOUR PRIOR YEAR DATA	YOUR PRIOR YEAR DATA	YOUR CURRENT YEAR DATA
		2020-21	2021-22	2022-23
02	<u>On-campus</u>	108	124	146
03	<u>Off-campus (with family).</u>	260	247	302
04	<u>Off-campus (not with family).</u>	3	3	4
05	Unknown (calculated) This value is calculated using the formula: [Line 01 - (Line 02 + Line 03 + Line 04)]	0	0	0

Full-Time, First-Time Degree/Certificate Undergraduates Awarded Title IV Aid				
2020-21				
	Number of students awarded any Title IV aid	Of those in Column 1, the number awarded any grant or scholarship aid from the following sources: the federal government, state/local government, or the institution	For those in Column 1, the total amount of grant or scholarship aid awarded from the following sources: the federal government, state/local government, or the institution	i Average amount of federal, state/local, and institutional grant or scholarship aid awarded to students in Column 1
Income level	Col. 1	Col. 2	Col. 3	Col. 4
01 \$0-30,000	135	135	3,668,236	27,172
02 \$30,001-48,000	73	73	1,967,607	26,954
03 \$48,001-75,000	68	68	1,679,968	24,705
04 \$75,001-110,000	40	40	923,007	23,075
05 \$110,001 and more	55	55	1,179,822	21,451
06 Total all income levels	371	371	9,418,640	25,387

2021-22				
	Number of students awarded any Title IV aid	Of those in Column 1, the number awarded any grant or scholarship aid from the following sources: the federal government, state/local government, or the institution	For those in Column 1, the total amount of grant or scholarship aid awarded from the following sources: the federal government, state/local government, or the institution	i Average amount of federal, state/local, and institutional grant or scholarship aid awarded to students in Column 1
Income level	Col. 1	Col. 2	Col. 3	Col. 4
01 \$0-30,000	117	117	3,222,287	27,541

02	\$30,001-48,000		81		81	2,229,991	27,531
03	\$48,001-75,000		75		75	1,908,710	25,449
04	\$75,001-110,000		44		44	1,034,805	23,518
05	\$110,001 and more		57		57	1,255,545	22,027
06	Total all income levels		374		374	9,651,338	25,806

2022-23									
		Number of students awarded any Title IV aid		Of those in Column 1, the number awarded any grant or scholarship aid from the following sources: the federal government, state/local government, or the institution		For those in Column 1, the total amount of grant or scholarship aid awarded from the following sources: the federal government, state/local government, or the institution		Average amount of federal, state/local, and institutional grant or scholarship aid awarded to students in Column 1	
Income level		Col. 1		Col. 2		Col. 3		Col. 4	
01	\$0-30,000		136		136	<input checked="" type="checkbox"/>	4,553,292		33,480
02	\$30,001-48,000		95		95		2,970,157		31,265
03	\$48,001-75,000		92		92		2,674,580		29,072
04	\$75,001-110,000		57		57		1,386,570		24,326
05	\$110,001 and more		72		72		1,659,367		23,047
06	Total all income levels		452		452	<input checked="" type="checkbox"/>	13,243,966		29,301

 You may use the box below to provide additional context for the data you have reported above. Context notes will be posted on the College Navigator website. Therefore, you should write all context notes using proper grammar (e.g., complete sentences with punctuation) and common language that can be easily understood by students and parents (e.g., spell out acronyms).

Non-applicable ▼

Section 1: Part F

Part F – Net Price Calculation for Full-time, first-time degree/certificate-seeking undergraduate students awarded grant or scholarship aid from the federal government, state/local government, or the institution

Note:

- The following net price calculation is based on information that your institution reported in the Institutional Characteristics and Student Financial Aid components. For more information about the data your institution reported in the Institutional Characteristics component, please contact your institution's IPEDS Keyholder.

Cost of attendance components		YOUR PRIOR YEAR DATA	YOUR PRIOR YEAR DATA	YOUR CURRENT YEAR DATA
		2020-21	2021-22	2022-23
01	Published <u>tuition</u> and <u>required fees</u> (lower of in-state or in-district tuition rate for public institutions)	35,570	35,570	36,500
02	<u>Books and supplies</u>	1,200	1,200	1,200
03	<u>Food</u> and <u>housing</u> and <u>other expenses</u> by living arrangement			
	03a <u>On-campus</u>	12,277	12,277	12,422
	03b <u>Off-campus (with family)</u>	3,872	3,872	3,872
	03c <u>Off-campus (not with family)</u>	21,012	22,043	12,922
04	Number of these students by living arrangement	YOUR PRIOR YEAR DATA	YOUR PRIOR YEAR DATA	YOUR CURRENT YEAR DATA
		2020-21	2021-22	2022-23
	04a <u>On-campus</u>	133	149	201
	04b <u>Off-campus (with family)</u>	328	309	387
	04c <u>Off-campus (not with family)</u>	4	3	6
	04d Unknown	0	0	4
05	Weighted average for food and housing and other expenses by number of students for each living arrangement (excluding unknown values) See instructions for the formula for this calculation	6,423	6,707	6,857
06	Total cost of attendance This value is calculated using the following formula: [F01+F02+F05]	43,193	43,477	44,557
07	Average amount of grant or scholarship aid awarded to these students from the following sources: the federal government, state/local government, and the institution	24,717	25,315	27,588
08	Average institutional <u>net price</u> for these students This value is calculated using the following formula: [F06-F07]	18,476	18,162	16,969

As required by the *Higher Education Act of 1965, as amended*, these amounts will be posted on the U.S. Department of Education's College Navigator website and used in the U.S. Department of Education's College Affordability and Transparency Lists.

You may use the box below to provide additional context for the data you have reported above. Context notes will be posted on the College Navigator website. Therefore, you should write all context notes using proper grammar (e.g., complete sentences with punctuation) and common language that can be easily understood by students and parents (e.g., spell out acronyms).

Non-applicable ▼

Section 1: Part G

Part G – Net Price Calculation for Full-time, first-time degree/certificate-seeking undergraduate students awarded any Title IV federal student aid.

Note:

- The following net price calculation is based on information that your institution reported in the Institutional Characteristics and Student Financial Aid components. For more information about the data your institution reported in the Institutional Characteristics survey component, please contact your institution's IPEDS Keyholder.

Cost of attendance of components		YOUR PRIOR YEAR DATA	YOUR PRIOR YEAR DATA	YOUR CURRENT YEAR DATA
		2020-21	2021-22	2022-23
01	Published <u>tuition</u> and <u>required fees</u> (lower of in-state or in-district tuition rate for public institutions)	35,570	35,570	36,500
02	<u>Books and supplies</u>	1,200	1,200	1,200
03	<u>Food and housing</u> and <u>other expenses</u> by living arrangement			
	03a <u>On-campus</u>	12,277	12,277	12,422
	03b <u>Off-campus (with family)</u>	3,872	3,872	3,872
	03c <u>Off-campus (not with family)</u>	21,012	22,043	12,922
04	Number of these students by living arrangement			
	04a <u>On-campus</u>	108	124	146
	04b <u>Off-campus (with family)</u>	260	247	302
	04c <u>Off-campus (not with family)</u>	3	3	4
	04d Unknown	0	0	0
05	Weighted average for food and housing and other expenses by number of students for each living arrangement (excluding unknown values) See instructions for the formula for this calculation	6,457	6,804	6,714
06	Total cost of attendance by income level This value is calculated using the following formula: [G01+G02+G05]	43,227	43,574	44,414
07	Average amount of grant or scholarship aid awarded to these students from the following sources: the federal government, state/local government, and the institution			
	07a \$0-30,000	27,172	27,541	33,480
	07b \$30,001-48,000	26,954	27,531	31,265
	07c \$48,001-75,000	24,705	25,449	29,072
	07d \$75,001-110,000	23,075	23,518	24,326
	07e \$110,001 and more	21,451	22,027	23,047
	07f Total all income levels	25,387	25,806	29,301
08	Average institutional <u>net price</u> for full-time, first-time degree/certificate-seeking undergraduate students (paying the lower of in-state or in-district tuition rate for public institutions) who were awarded any Title IV federal student aid by income level. This value is calculated using the following formula: [G06-G07]			
	08a \$0-30,000	16,055	16,033	10,934
	08b \$30,001-48,000	16,273	16,043	13,149
	08c \$48,001-75,000	18,522	18,125	15,342
	08d \$75,001-110,000	20,152	20,056	20,088
	08e \$110,001 and more	21,776	21,547	21,367
	08f Total all income levels	17,840	17,768	15,113

As required by the *Higher Education Act of 1965, as amended*, these amounts will be posted on the U.S. Department of Education's College Navigator website.

You may use the box below to provide additional context for the data you have reported above. Context notes will be posted on the College Navigator website. Therefore, you should write all context notes using proper grammar (e.g., complete sentences with punctuation) and common language that can be easily understood by students and parents (e.g., spell out acronyms).

Non-applicable



Section 2: Military Servicemembers and Veteran's Benefits - Undergraduate and Graduate Students

Section 2: Military Servicemembers and Veteran's Benefits - Undergraduate and Graduate Students

Important Note:

- Report for **Post-9/11 GI Bill Benefits**: July 1, 2022 - June 30, 2023.
- Report for **Department of Defense Tuition Assistance Program**: October 1, 2022 - September 30, 2023

Reporting Reminders:

- Report program student counts and disbursed amounts known to the institution for the Veteran's Affairs and Department of Defense programs listed.
- Report unduplicated student counts within a category (e.g., Post 9/11 GI Bill Benefits), however, a student can appear in both categories (i.e., a student can be counted as a Post 9/11 GI Bill Benefits recipient and a Department of Defense Tuition Assistance recipient).
- Student recipients can also include eligible dependents.
- Consult with your campus certifying official, who may not be in the student financial aid office.
- For Post-9/11 GI Bill Benefits, do not include the matching institutional aid provided through the [Yellow Ribbon Program](#) if your school participated.
- Do not leave a cell blank. Enter zero (0) if your institution did not have beneficiaries for the financial assistance program or program level.

Type of benefit/assistance	YOUR CURRENT YEAR DATA			YOUR PRIOR YEAR DATA
	2022-23			2021-22
	Number of students receiving benefits/assistance	Total dollar amount of benefits/assistance disbursed through the institution	Average dollar amount of benefits/assistance disbursed through the institution	Average dollar amount of benefits/assistance disbursed through the institution
	(1)	(2)	(3)	
<u>Post-9/11 GI Bill Benefits</u>				
Undergraduate students	<input type="text" value="9"/>	<input type="text" value="115,456"/>	<input checked="" type="checkbox"/> 12,828	19,596
Graduate students	<input type="text" value="9"/>	<input type="text" value="72,196"/>	<input checked="" type="checkbox"/> 8,022	17,182
Total	18	187,652	10,425	18,631
<u>Department of Defense Tuition Assistance Program</u>				
Undergraduate students	<input type="text" value="0"/>	<input type="text" value="0"/>		
Graduate students	<input type="text" value="0"/>	<input type="text" value="0"/>		
Total	0	0		

Institution: Dominican University (148496)

User ID: P1484961

Prepared by

Prepared by

Reporting Reminders:

- The name of the preparer is being collected so that we can follow up with the appropriate person in the event that there are questions concerning the data.
- The Keyholder will be copied on all email correspondence to other preparers.
- The time it took to prepare this component is being collected so that we can continue to improve our estimate of the reporting burden associated with IPEDS.
- Please include in your estimate the time it took for you to review instructions, query and search data sources, complete and review the component, and submit the data through the Data Collection System.
- Thank you for your assistance.

This survey component was prepared by:

<input type="radio"/>	Keyholder	<input checked="" type="radio"/>	SFA Contact	<input type="radio"/>	HR Contact
<input type="radio"/>	Finance Contact	<input type="radio"/>	Academic Library Contact	<input type="radio"/>	Other

Name:

Email:

How many staff from your institution only were involved in the data collection and reporting process of this survey component?

Number of Staff (including yourself)

How many hours did you and others from your institution only spend on each of the steps below when responding to this survey component?
Exclude the hours spent collecting data for state and other reporting purposes.

Staff member	Collecting Data Needed	Revising Data to Match IPEDS Requirements	Entering Data	Revising and Locking Data
Your office	<input type="text" value="7.00"/> hours	<input type="text"/> hours	<input type="text" value="3.00"/> hours	<input type="text"/> hours
Other offices	<input type="text"/> hours	<input type="text"/> hours	<input type="text"/> hours	<input type="text"/> hours

Summary

Student Financial Aid Component Summary

The purpose of this summary is to provide you an opportunity to view some of the data that, when accepted through the IPEDS quality control process, will appear on the [College Navigator](#) website and/or your institution's Data Feedback Report (DFR). In addition, all data reported in IPEDS survey components become publicly available through the [IPEDS Use the Data](#) and appear as aggregated statistics in various Department of Education reports. [College Navigator](#) is updated approximately three months after the data collection period closes and DFRs will be available through the [IPEDS Use the Data](#) and sent to your institution's CEO at the end of 2024.

Please review your data for accuracy. If you have questions about the data displayed below or after reviewing the data reported on the survey screens, please contact the IPEDS Help Desk at: 1-877-225-2568 or ipedshelp@rti.org.

GENERAL INFORMATION	
Reporter Type	Academic
Calendar System	Semester
Award Levels Offered	Bachelor's degree Postbaccalaureate certificate Master's degree Post-master's certificate Doctor's degree - research/scholarship Full-time Undergraduate
Levels of Enrollment Offered	Full-time First-time, degree/certificate-seeking Undergraduate Full-time Graduate (not including doctor's professional) Part-time Undergraduate Part-time First-time, degree/certificate-seeking Undergraduate Part-time Graduate (not including doctor's professional)
System	Dominican University

Financial Aid Information Summary				
		Fall 2022	Academic Year 2022-23	Academic Year 2022-23
		Number of students	Federal Pell grants	Federal Student Loans
01	All degree/certificate seeking undergraduate students	2,100		
02	Number of students awarded aid		1,054	1,247
03	Percentage awarded aid		50	59
04	Total amount of aid awarded		5,522,796	7,898,607
05	Average amount of aid awarded		5,240	6,334
06	Full-time, first-time degree/certificate seeking undergraduate students	598		
07	Number of students awarded aid		327	324
08	Percentage awarded aid		55	54
09	Total amount of aid awarded		1,722,426	1,605,438
10	Average amount of aid awarded		5,267	4,955
11	All other degree/certificate seeking undergraduate students	1,502		
12	Number of students awarded aid		727	923
13	Percentage awarded aid		48	61
14	Total amount of aid awarded		3,800,370	6,293,169
15	Average amount of aid awarded		5,227	6,818
16	All non-degree/non-certificate-seeking undergraduate students	36		
17	Number of students awarded aid		0	0
18	Percentage awarded aid		0	0
19	Total amount of aid awarded		0	0
20	Average amount of aid awarded			

Pricing Information			
Cost of attendance for full-time, first-time undergraduate students			
Charges for full academic year	2020-21	2021-22	2022-23
Published Tuition + fees total	35,570	35,570	36,500
<u>Books and supplies</u>	1,200	1,200	1,200

<u>On-campus: Food and housing</u>	10,865	10,865	11,050
<u>On-campus: Other expenses</u>	1,412	1,412	1,372
<u>Off-campus (not with family): Food and housing</u>	19,140	20,171	11,050
<u>Off-campus (not with family): Other expenses</u>	1,872	1,872	1,872
<u>Off-campus (with family): Other expenses</u>	3,872	3,872	3,872

Average Net Price			
	2020-21	2021-22	2022-23
Average institutional net price for Full-time, first-time degree/certificate-seeking undergraduate students paying the lower of in-state or in-district tuition rate for public institutions who were awarded grant or scholarship aid from the federal government, state/local government, or the institution	18,476	18,162	16,969
Average institutional net price for full-time, first-time degree/certificate-seeking undergraduate students paying the lower of in-state or in-district tuition rate for public institutions who were awarded any Title IV federal student aid by income level.			
\$0-30,000	16,055	16,033	10,934
\$30,001-48,000	16,273	16,043	13,149
\$48,001-75,000	18,522	18,125	15,342
\$75,001-110,000	20,152	20,056	20,088
\$110,001 and more	21,776	21,547	21,367
Total all income levels	17,840	17,768	15,113

Military Service Members and Veteran's Benefits			
Type of benefit/assistance		Number of students receiving benefits/assistance	Total dollar amount of benefits/assistance disbursed through the institution
<u>Post-9/11 GI Bill Benefits</u>			
Undergraduate students		9	115,456
Graduate students		9	72,196
Total		18	187,652
<u>Department of Defense Tuition Assistance Program</u>			
Undergraduate students		0	0
Graduate students		0	0
Total		0	0

Edit Report

Student Financial Aid

Source	Description	Severity	Resolved	Options
Screen: Establish Your Student Counts				
Screen Entry	The number entered is outside the expected range of between 369 and 553 when compared with the prior year value. Please correct your data or explain. (Error #7121)	Explanation	Yes	
Reason	Dominican University had an unexpectedly large entering class of first-time freshmen in Fall 2022.			
Screen Entry	The number entered is outside the expected range of between 369 and 553 when compared with the prior year value. Please correct your data or explain. (Error #7132)	Explanation	Yes	
Reason	Dominican University had an unexpectedly large entering class of first-time freshmen in Fall 2022.			
Screen: Page 2 - Full-time, first-time degree/certificate-seeking undergraduate students				
Screen Entry	The average amount of this type of aid awarded to FTFT Undergraduate students is outside the expected range of between 9,954 and 14,828 when compared with the prior year value. Please check the number of students and the total amount of aid awarded to these students, and correct or explain the discrepant values. (Error #7147)	Explanation	Yes	
Reason	This exceptionally large incoming class of freshmen was of higher financial need than that of Fall 2021. As a result, the amount of federal, state and institutional aid awarded was higher, on average.			
Screen: Full-time, first-time degree/certificate-seeking undergraduate students				
Screen Entry	The number entered is outside the expected range of between 105 and 193 when compared with the prior year value. Please correct your data or explain. (Error #7169)	Explanation	Yes	
Reason	Dominican University had an unexpectedly large entering class of first-time freshmen in Fall 2022. Therefore, the number of first-time students living on campus grew beyond the expected range.			
Screen Entry	The average amount of aid per grant/scholarship awardee (33,480.09) for 2022-23 in the "\$0-30,000" income group is larger than expected based on the cost of attendance. Please review your data and make any necessary corrections or explain the discrepancy. (Error #7388)	Explanation	Yes	
Reason	In Fall 2023, the incoming freshman class was our largest in history and had high financial need. As a result, this amount is higher than expected.			
Screen Entry	The total amount of grant or scholarship aid awarded to FTFT awarded Title IV Aid students from the federal government, state/local government, or the institution across all income levels is outside the expected range of between 7,238,504 and 12,064,172 based on the prior year value. Please correct your data or explain. (Error #7332)	Explanation	Yes	
Reason	This exceptionally large incoming class of freshmen was of higher financial need than that of Fall 2021. As a result, the amount of federal, state and institutional aid awarded was higher.			
Screen: Military Servicemembers and Veteran's Benefits				
Screen Entry	This value is out of range compared to the prior year amount. Please correct your data or explain. (Error #7265)	Explanation	Yes	
Reason	The average dollar amount of post-9/11 benefits that were disburse through Dominican University was significantly lower this year.			
Screen Entry	This value is out of range compared to the prior year amount. Please correct your data or explain. (Error #7265)	Explanation	Yes	
Reason	The average dollar amount of post-9/11 benefits that were disburse through Dominican University was significantly lower this year.			