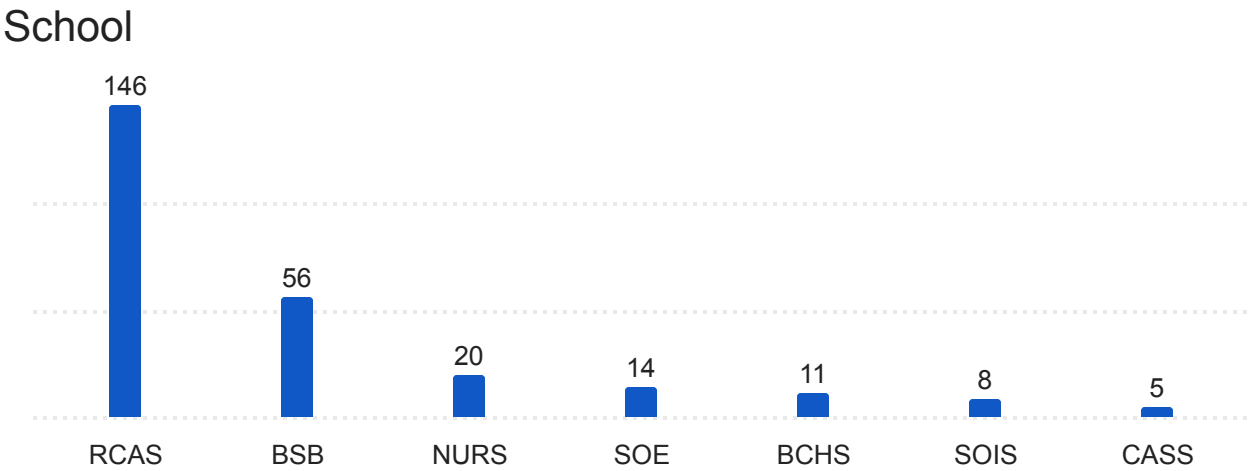


AY24 Graduating Student Survey Results - Undergraduate

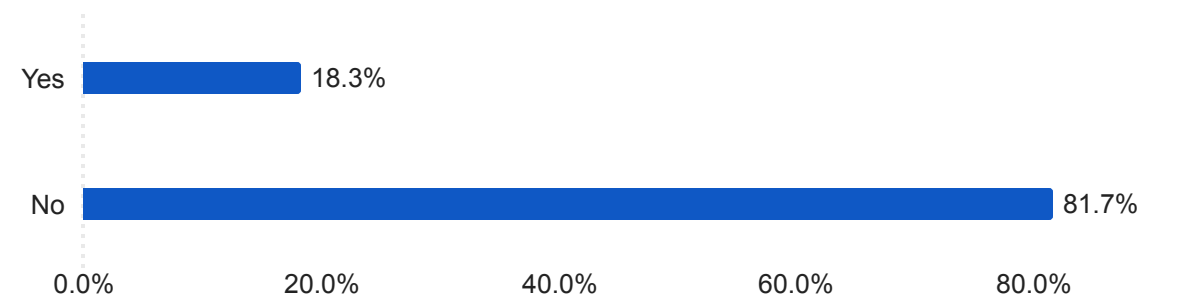
Please indicate the college/school from which you will be graduating:



School	
Field	Choice Count
RCAS	56% 146
BSB	22% 56
NURS	8% 20
SOE	5% 14
BCHS	4% 11
SOIS	3% 8
CASS	2% 5
Total	260

AY24 Graduating Student Survey Results - Undergraduate

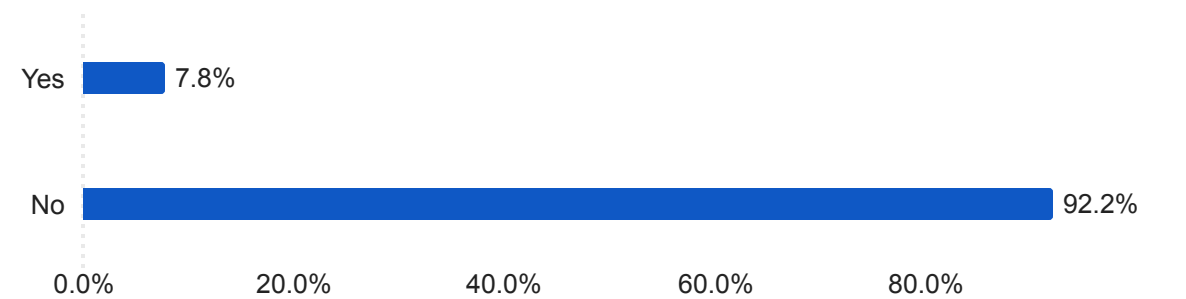
Are you going to graduate from the Honors Program (Mazzuchelli Scholars)?



Graduate from Honors Program	Choice Count	
Yes	18.3%	47
No	81.7%	210
Total		257

AY24 Graduating Student Survey Results - Undergraduate

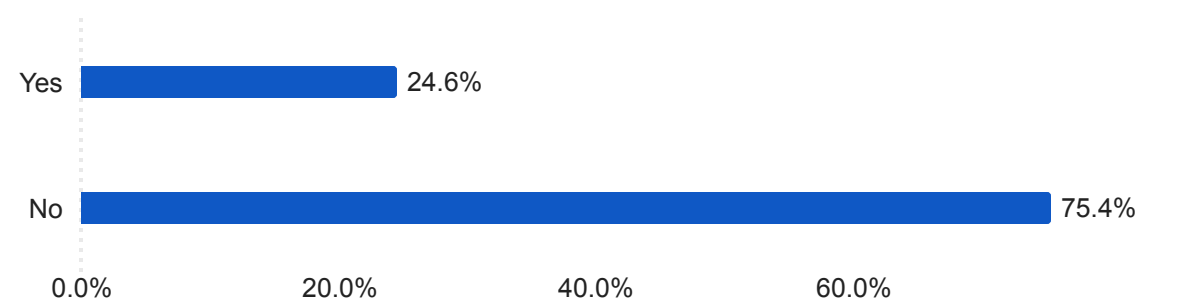
Have you participated on a Dominican varsity or junior varsity athletic team this year?



Athlete	Choice Count	
Yes	7.8%	20
No	92.2%	237
Total		257

AY24 Graduating Student Survey Results - Undergraduate

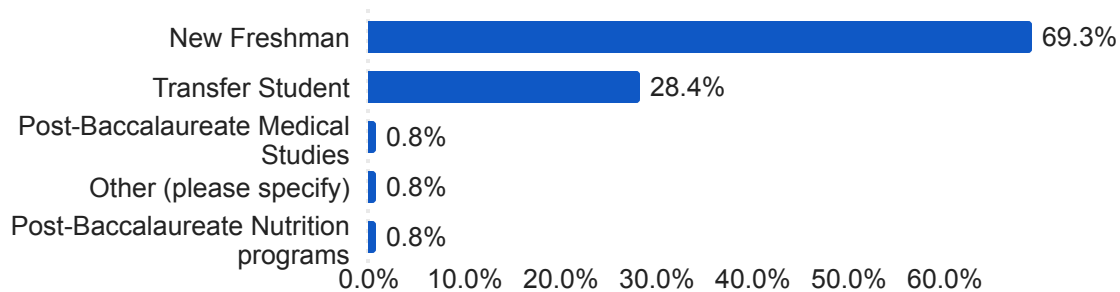
Did you live on campus this year?



Live on Campus	Choice Count	
Yes	24.6%	63
No	75.4%	193
Total		256

AY24 Graduating Student Survey Results - Undergraduate

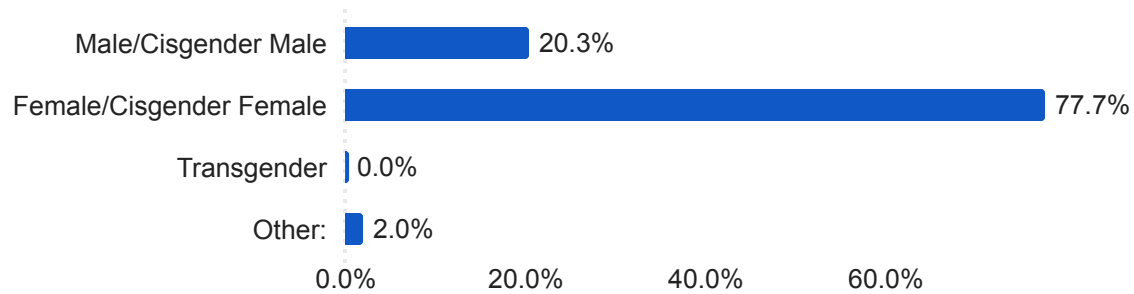
What was your entering student status?



Entering Student Status	Choice Count	
New Freshman	69.3%	178
Transfer Student	28.4%	73
Post-Baccalaureate Medical Studies	0.8%	2
Other (please specify)	0.8%	2
Post-Baccalaureate Nutrition programs	0.8%	2
Total		257

AY24 Graduating Student Survey Results - Undergraduate

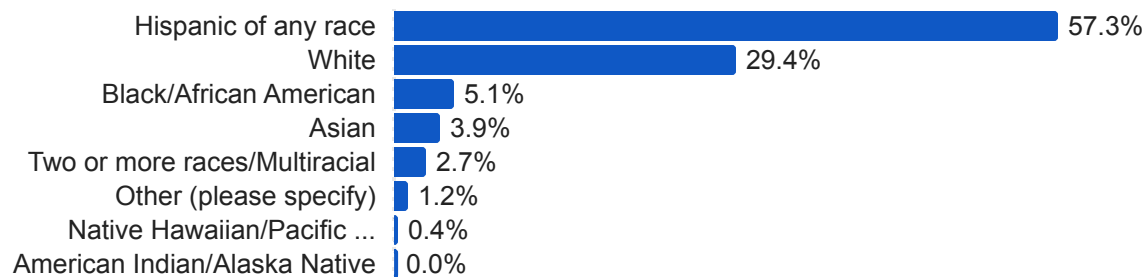
Gender:



Gender	Choice Count	
Male/Cisgender Male	20.3%	52
Female/Cisgender Female	77.7%	199
Transgender	0.0%	0
Other:	2.0%	5
Total		256

AY24 Graduating Student Survey Results - Undergraduate

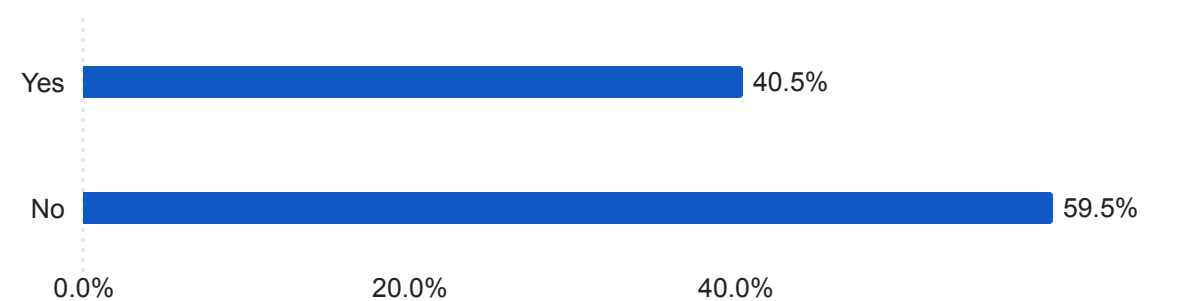
Student Ethnicity (optional):



Race/Ethnicity	Choice Count	
Asian	3.9%	10
American Indian/Alaska Native	0.0%	0
Black/African American	5.1%	13
Hispanic of any race	57.3%	146
Native Hawaiian/Pacific Islander	0.4%	1
White	29.4%	75
Two or more races/Multiracial	2.7%	7
Other (please specify)	1.2%	3
Total		255

AY24 Graduating Student Survey Results - Undergraduate

Were you employed on campus?



Employed on Campus	Choice Count	
Yes	40.5%	104
No	59.5%	153
Total		257

AY24 Graduating Student Survey Results - Undergraduate

Did you use this service/go into this office:

Service/Office		Yes		No	Total
Office of Career Programs	41.9%	93	58.1%	129	222
Financial Aid Services	82.0%	182	18.0%	40	222
DU Bookstore	92.1%	210	7.9%	18	228
IT Support Center	66.5%	149	33.5%	75	224
Crown Library	92.0%	206	8.0%	18	224
Office of the Registrar	79.2%	179	20.8%	47	226
Student Account Services	55.4%	124	44.6%	100	224
Residence Life	22.2%	50	77.8%	175	225
Tutoring and Learning Resources	53.6%	119	46.4%	103	222
University Ministry	26.9%	60	73.1%	163	223
Office of Campus Safety	49.8%	111	50.2%	112	223
Disability Support Services Office	16.4%	37	83.6%	188	225
Office of Diversity, Equity and Inclusion	14.9%	33	85.1%	188	221
Food Services	59.1%	133	40.9%	92	225
Counseling Services (Wellness Center)	34.4%	77	65.6%	147	224
Stars Connect Office (one-stop shop)	34.1%	76	65.9%	147	223
Health Services (Wellness Center)	42.3%	94	57.7%	128	222

AY24 Graduating Student Survey Results - Undergraduate

Please rate your level of satisfaction with each of the following student services or units at Dominican:

Sorted by highest to lowest average score.

Service/Office	Mean	Responses
Crown Library	3.72	207
DU Bookstore	3.60	208
Tutoring and Learning Resources	3.58	142
Health Services (Wellness Center)	3.56	124
University Ministry	3.53	106
Office of Diversity, Equity and Inclusion	3.46	78
Office of Career Programs	3.45	133
Disability Support Services Office	3.44	90
IT Support Center	3.44	170
Office of Campus Safety	3.42	144
Student Account Services	3.38	145
Office of the Registrar	3.35	190
Counseling Services (Wellness Center)	3.34	107
Stars Connect Office (one-stop shop)	3.30	108
Food Services	3.29	154
Financial Aid Services	3.20	195
Residence Life	2.96	98

AY24 Graduating Student Survey Results - Undergraduate

Please rate your level of satisfaction with each of the following student services or units at Dominican:

Service/Office	Very Dissatisfied		Somewhat Dissatisfied		Somewhat Satisfied		Very Satisfied		Total
Office of Career Programs	3.0%	4	3.0%	4	39.8%	53	54.1%	72	133
Financial Aid Services	4.6%	9	14.9%	29	36.4%	71	44.1%	86	195
DU Bookstore	1.4%	3	2.9%	6	29.8%	62	65.9%	137	208
IT Support Center	3.5%	6	9.4%	16	26.5%	45	60.6%	103	170
Crown Library	1.4%	3	1.0%	2	21.3%	44	76.3%	158	207
Office of the Registrar	2.6%	5	8.4%	16	40.0%	76	48.9%	93	190
Student Account Services	2.1%	3	9.0%	13	37.9%	55	51.0%	74	145
Residence Life	14.3%	14	11.2%	11	38.8%	38	35.7%	35	98
Tutoring and Learning Resources	2.1%	3	2.8%	4	29.6%	42	65.5%	93	142
University Ministry	2.8%	3	3.8%	4	31.1%	33	62.3%	66	106
Office of Campus Safety	2.8%	4	8.3%	12	33.3%	48	55.6%	80	144
Disability Support Services Office	3.3%	3	4.4%	4	36.7%	33	55.6%	50	90
Office of Diversity, Equity and Inclusion	3.8%	3	2.6%	2	37.2%	29	56.4%	44	78
Food Services	3.2%	5	11.7%	18	37.7%	58	47.4%	73	154
Counseling Services (Wellness Center)	6.5%	7	6.5%	7	33.6%	36	53.3%	57	107
Stars Connect Office (one-stop shop)	4.6%	5	11.1%	12	34.3%	37	50.0%	54	108
Health Services (Wellness Center)	0.8%	1	4.0%	5	33.1%	41	62.1%	77	124

AY24 Graduating Student Survey Results - Undergraduate

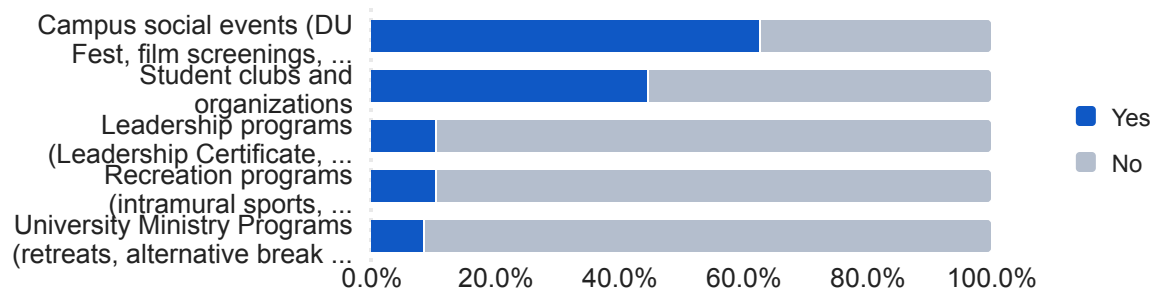
Please rate your overall satisfaction with services at Dominican University:



Overall Satisfaction with Services	Choice Count	
Very Satisfied	54.4%	131
Somewhat Satisfied	41.9%	101
Somewhat Dissatisfied	2.9%	7
Very Dissatisfied	0.8%	2
Total		241

AY24 Graduating Student Survey Results - Undergraduate

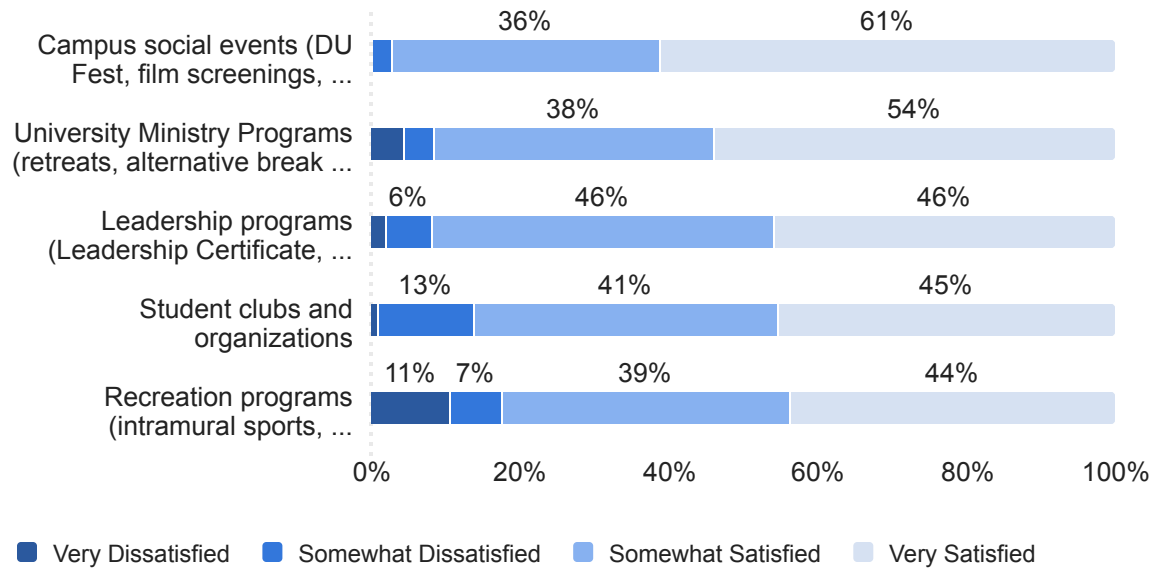
Did you participate in the following types of co/extra-curricular programs?



Co/extra-curricular programs	Yes	No	Total
Student clubs and organizations	44.4% 100	55.6% 125	225
Recreation programs (intramural sports, Zumba, 3-on-3 tournaments etc.)	10.3% 23	89.7% 201	224
Campus social events (DU Fest, film screenings, Casino night, etc.)	62.6% 142	37.4% 85	227
Leadership programs (Leadership Cert, Emerging Leaders, Schmitt Scholars, etc.)	10.3% 23	89.7% 201	224
University Ministry Programs (retreats, alternative break immersions, etc.)	8.4% 19	91.6% 206	225

AY24 Graduating Student Survey Results - Undergraduate

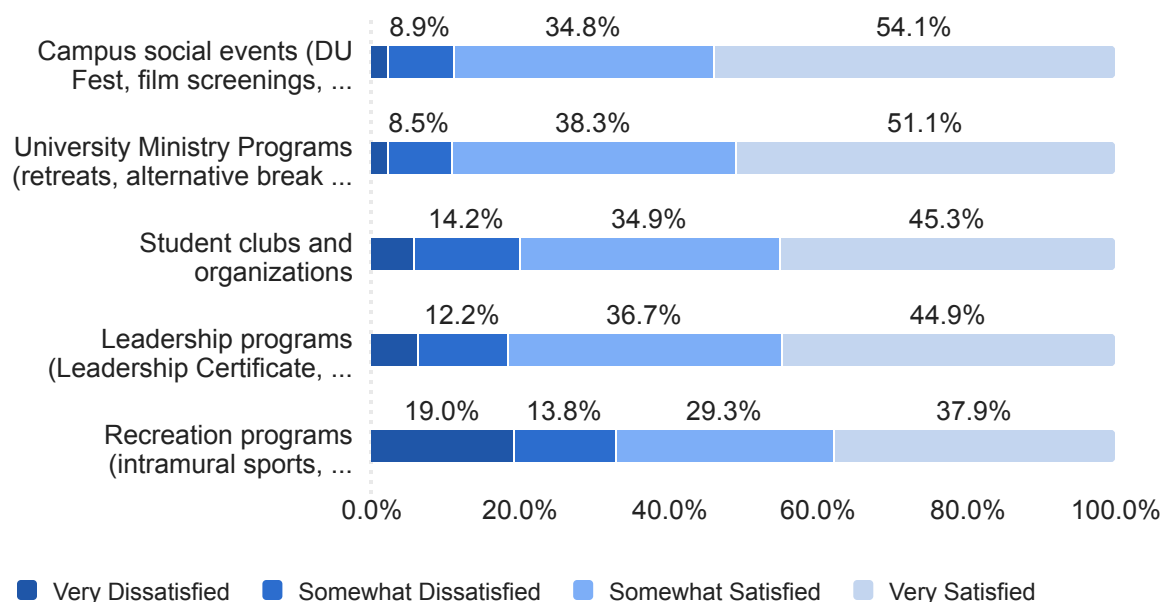
Rate your satisfaction with the quality of the following co/extra-curricular programs



Co/extra-curricular programs	Very Dissatisfied		Somewhat Dissatisfied		Somewhat Satisfied		Very Satisfied		Total
Student clubs and organizations	0.9%	1	12.7%	14	40.9%	45	45.5%	50	110
Recreation programs (intramural sports, Zumba, 3-on-3 tournaments etc.)	10.5%	6	7.0%	4	38.6%	22	43.9%	25	57
Campus social events (DU Fest, film screenings, Casino night, etc.)	0.0%	0	2.8%	4	35.9%	52	61.4%	89	145
Leadership programs (Leadership Certificate, Emerging Leaders Program, Schmitt Scholars, etc.)	2.0%	1	6.0%	3	46.0%	23	46.0%	23	50
University Ministry Programs (retreats, alternative break immersions, etc.)	4.2%	2	4.2%	2	37.5%	18	54.2%	26	48

AY24 Graduating Student Survey Results - Undergraduate

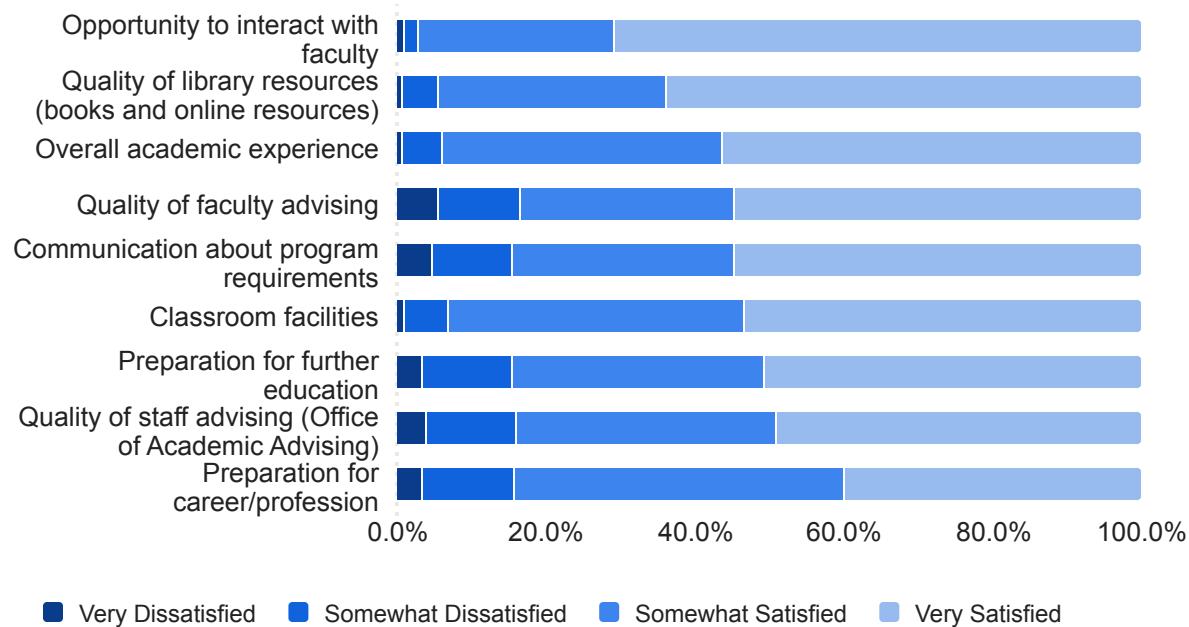
Satisfaction with level of availability of these co/extra-curricular programs



co/extra-curricular programs	Very Dissatisfied		Somewhat Dissatisfied		Somewhat Satisfied		Very Satisfied		Total
Student clubs and organizations	5.7%	6	14.2%	15	34.9%	37	45.3%	48	106
Recreation programs	19.0%	11	13.8%	8	29.3%	17	37.9%	22	58
Campus social events	2.2%	3	8.9%	12	34.8%	47	54.1%	73	135
Leadership programs	6.1%	3	12.2%	6	36.7%	18	44.9%	22	49
University Ministry Programs	2.1%	1	8.5%	4	38.3%	18	51.1%	24	47

AY24 Graduating Student Survey Results - Undergraduate

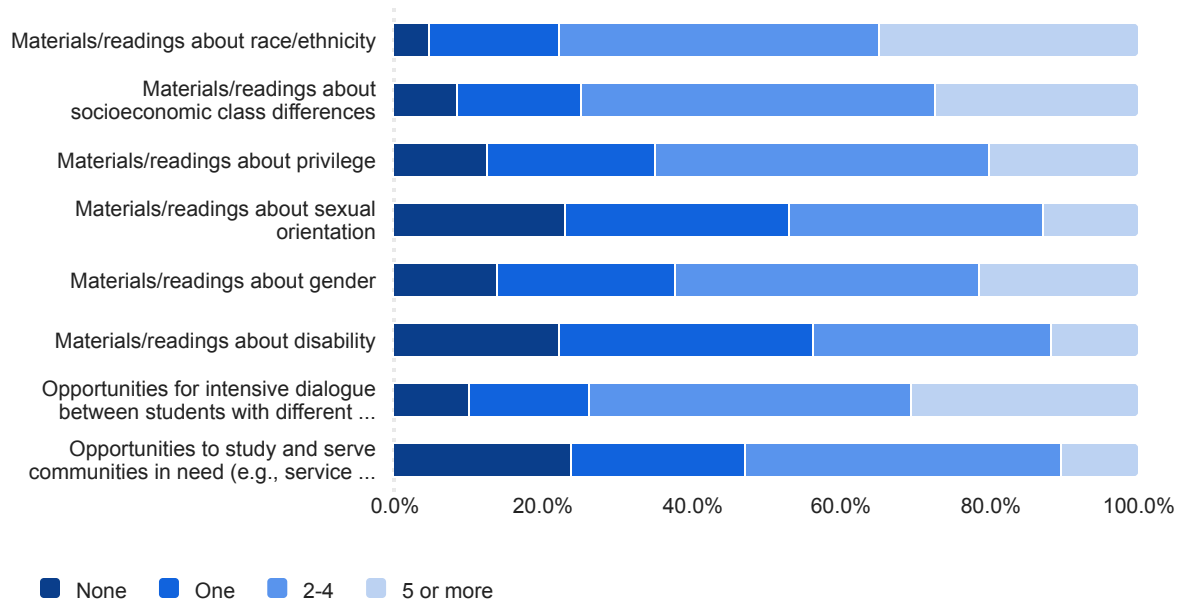
Please rate your level of satisfaction with the following aspects of your overall academic experience at Dominican:



Academic Experience	Very Dissatisfied		Somewhat Dissatisfied		Somewhat Satisfied		Very Satisfied		Total
Opportunity to interact with faculty	0.9%	2	1.8%	4	26.3%	59	71.0%	159	224
Communication about program requirements	4.5%	10	10.8%	24	30.0%	67	54.7%	122	223
Quality of faculty advising	5.4%	12	11.2%	25	28.6%	64	54.9%	123	224
Quality of staff advising (Office of Academic Advising)	3.6%	8	12.3%	27	35.0%	77	49.1%	108	220
Preparation for career/profession	3.1%	7	12.5%	28	44.2%	99	40.2%	90	224
Quality of library resources (books and online resources)	0.5%	1	5.0%	11	30.6%	68	64.0%	142	222
Preparation for further education	3.2%	7	12.2%	27	33.8%	75	50.9%	113	222
Classroom facilities	0.9%	2	5.9%	13	39.6%	88	53.6%	119	222
Overall academic experience	0.4%	1	5.4%	12	37.7%	84	56.5%	126	223

AY24 Graduating Student Survey Results - Undergraduate

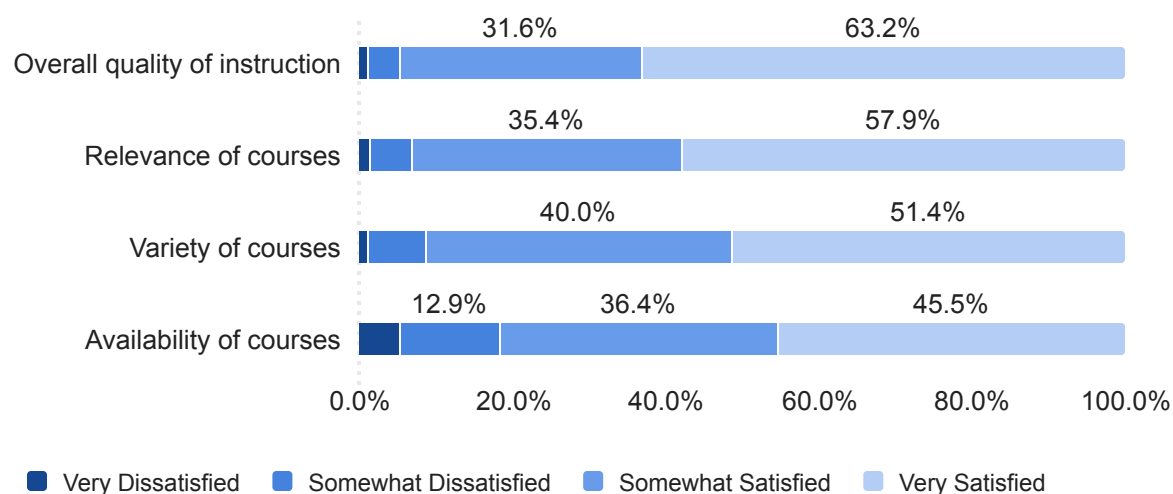
How many courses have you taken at this college that included the following:



Course content	None	One	2-4	5 or more	Total
Materials/readings about race/ethnicity	4.6% 10	17.4% 38	43.1% 94	34.9% 76	218
Materials/readings about socioeconomic class differences	8.2% 18	16.9% 37	47.5% 104	27.4% 60	219
Materials/readings about privilege	12.4% 27	22.5% 49	45.0% 98	20.2% 44	218
Materials/readings about sexual orientation	22.8% 50	30.1% 66	34.2% 75	12.8% 28	219
Materials/readings about gender	13.8% 30	23.9% 52	40.8% 89	21.6% 47	218
Materials/readings about disability	21.9% 48	34.2% 75	32.0% 70	11.9% 26	219
Opportunities for dialogue between students w different backgrounds	10.0% 22	16.0% 35	43.4% 95	30.6% 67	219
Opportunities to study and serve communities in need (e.g., service learning)	23.7% 52	23.3% 51	42.5% 93	10.5% 23	219

AY24 Graduating Student Survey Results - Undergraduate

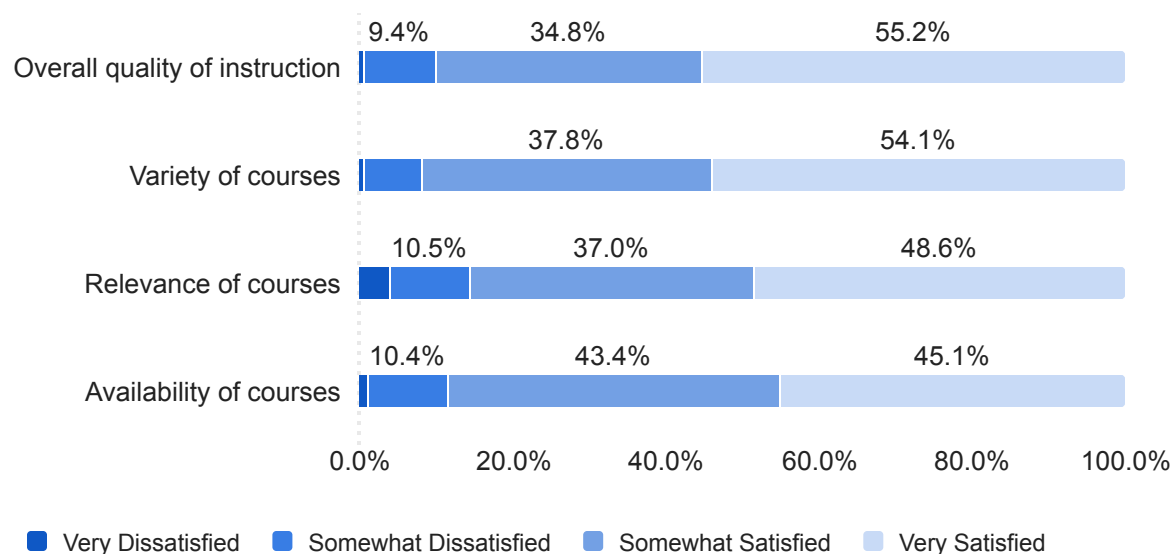
Please rate your level of satisfaction with the following components of your academic program at DU- In Your Major



In Your Major	Very Dissatisfied		Somewhat Dissatisfied		Somewhat Satisfied		Very Satisfied		Total
Variety of courses	1.0%	2	7.6%	16	40.0%	84	51.4%	108	210
Availability of courses	5.3%	11	12.9%	27	36.4%	76	45.5%	95	209
Relevance of courses	1.4%	3	5.3%	11	35.4%	74	57.9%	121	209
Overall quality of instruction	1.0%	2	4.3%	9	31.6%	66	63.2%	132	209

AY24 Graduating Student Survey Results - Undergraduate

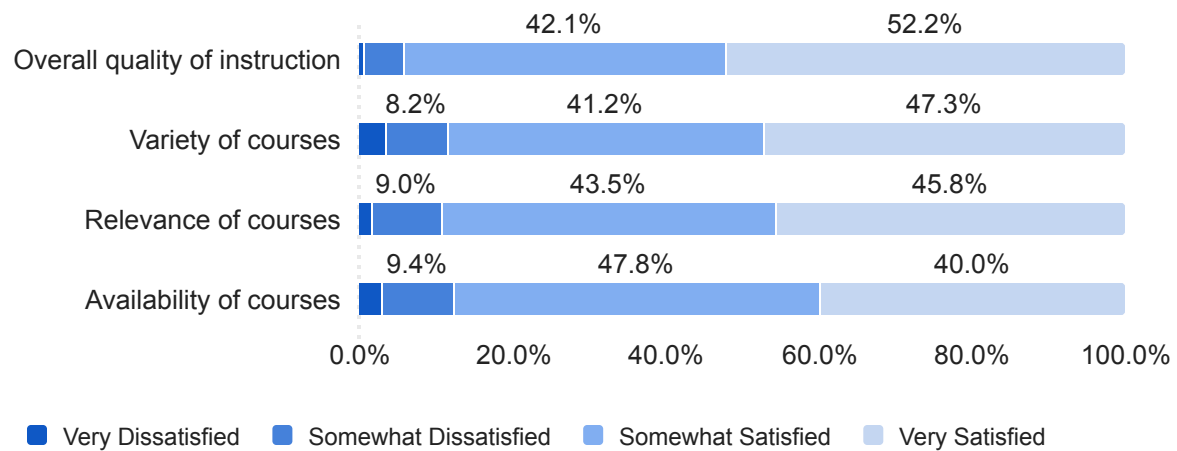
Please rate your level of satisfaction with the following components of your academic program at DU - Core Curriculum



Core Curriculum	Very Dissatisfied		Somewhat Dissatisfied		Somewhat Satisfied		Very Satisfied		Total
Variety of courses	0.5%	1	7.6%	14	37.8%	70	54.1%	100	185
Availability of courses	1.1%	2	10.4%	19	43.4%	79	45.1%	82	182
Relevance of courses	3.9%	7	10.5%	19	37.0%	67	48.6%	88	181
Overall quality of instruction	0.6%	1	9.4%	17	34.8%	63	55.2%	100	181

AY24 Graduating Student Survey Results - Undergraduate

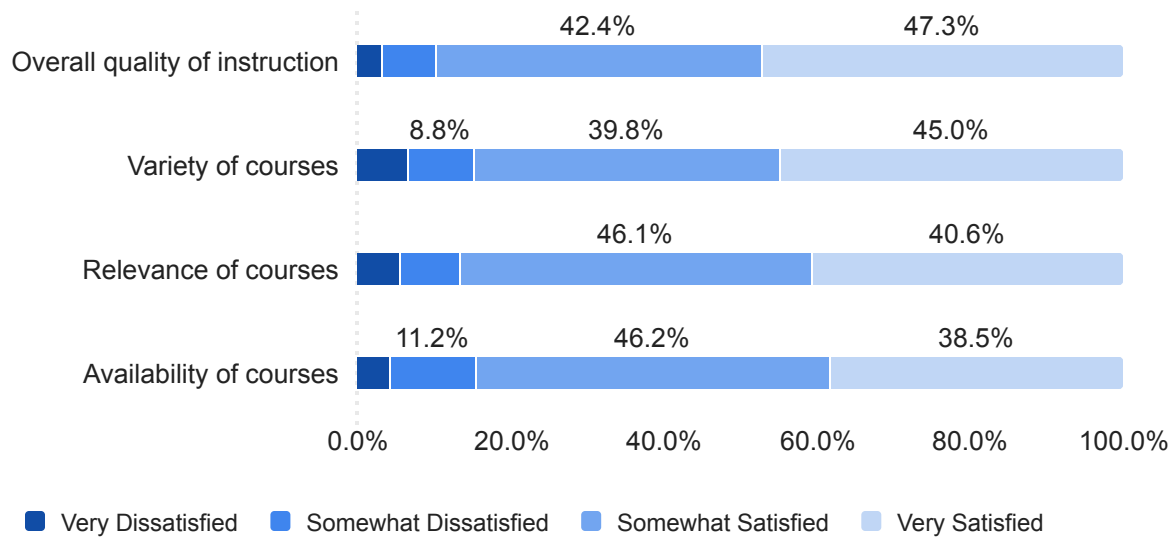
Please rate your level of satisfaction with the following components of your academic program at DU - Electives



Electives	Very Dissatisfied		Somewhat Dissatisfied		Somewhat Satisfied		Very Satisfied	Total
Variety of courses	3.3%	6	8.2%	15	41.2%	75	47.3% 86	182
Availability of courses	2.8%	5	9.4%	17	47.8%	86	40.0% 72	180
Relevance of courses	1.7%	3	9.0%	16	43.5%	77	45.8% 81	177
Overall quality of instruction	0.6%	1	5.1%	9	42.1%	75	52.2% 93	178

AY24 Graduating Student Survey Results - Undergraduate

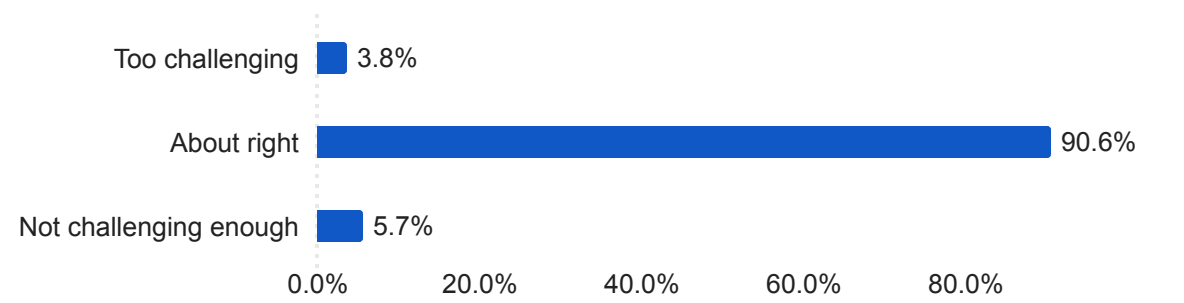
Please rate your level of satisfaction with the following components of your academic program at DU - Arts & Sciences Seminars



Arts & Sciences Seminars	Very Dissatisfied		Somewhat Dissatisfied		Somewhat Satisfied		Very Satisfied		Total
Variety of courses	6.4%	11	8.8%	15	39.8%	68	45.0%	77	171
Availability of courses	4.1%	7	11.2%	19	46.2%	78	38.5%	65	169
Relevance of courses	5.5%	9	7.9%	13	46.1%	76	40.6%	67	165
Overall quality of instruction	3.0%	5	7.3%	12	42.4%	70	47.3%	78	165

AY24 Graduating Student Survey Results - Undergraduate

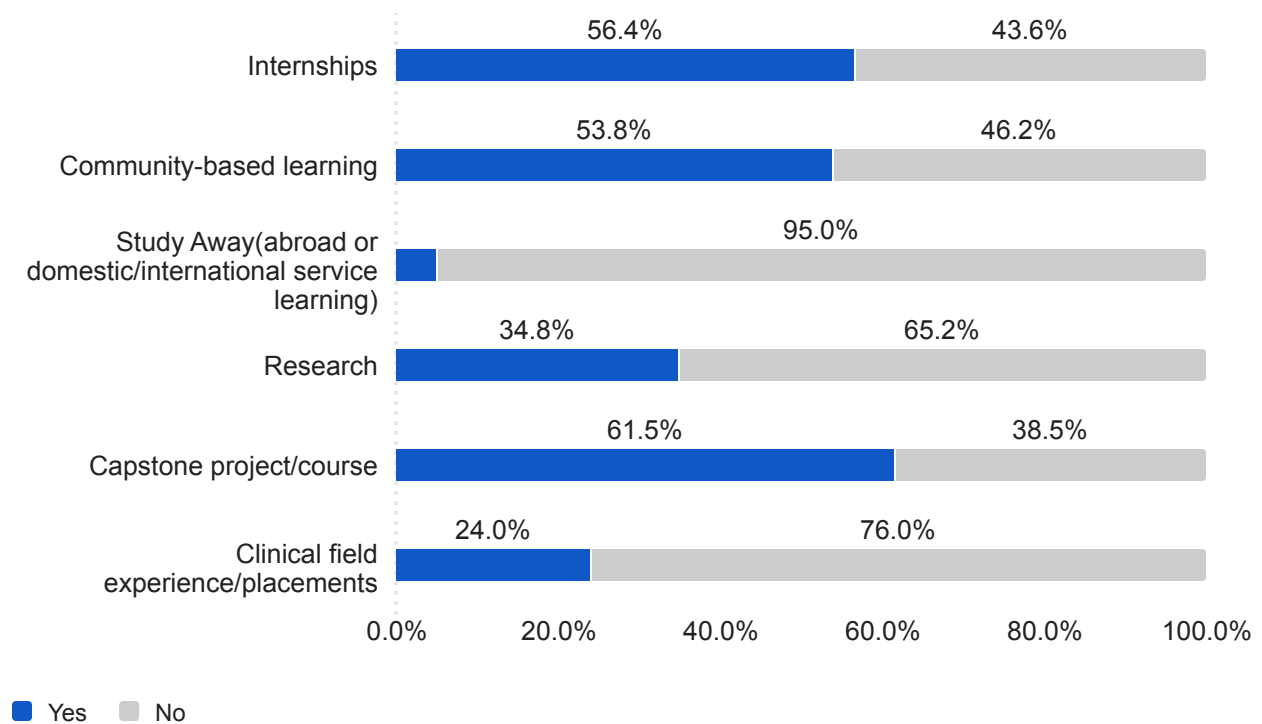
In general, how would you rate the academic rigor of your classes at Dominican?



Rigor	Choice Count	
Too challenging	3.8%	8
About right	90.6%	192
Not challenging enough	5.7%	12
Total		212

AY24 Graduating Student Survey Results - Undergraduate

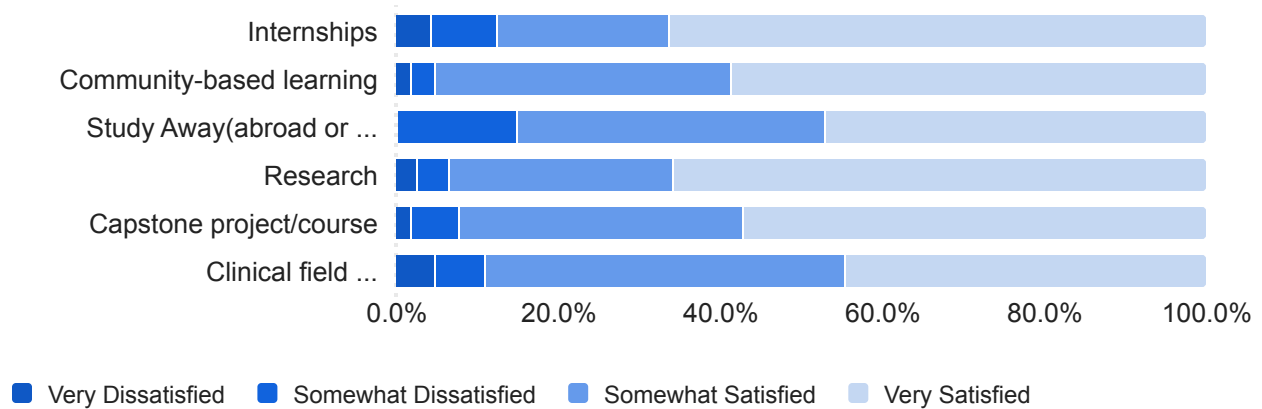
Did you participate in the following types of experiential learning programs?



Experiential Program Type	Yes		No		Total
Internships	56%	114	44%	88	202
Community-based learning	54%	107	46%	92	199
Study Away(abroad or domestic/international service learning)	5%	10	95%	189	199
Research	35%	69	65%	129	198
Capstone project/course	62%	123	39%	77	200
Clinical field experience/placements	24%	47	76%	149	196

AY24 Graduating Student Survey Results - Undergraduate

Quality - Satisfaction with the quality of the experiential programs

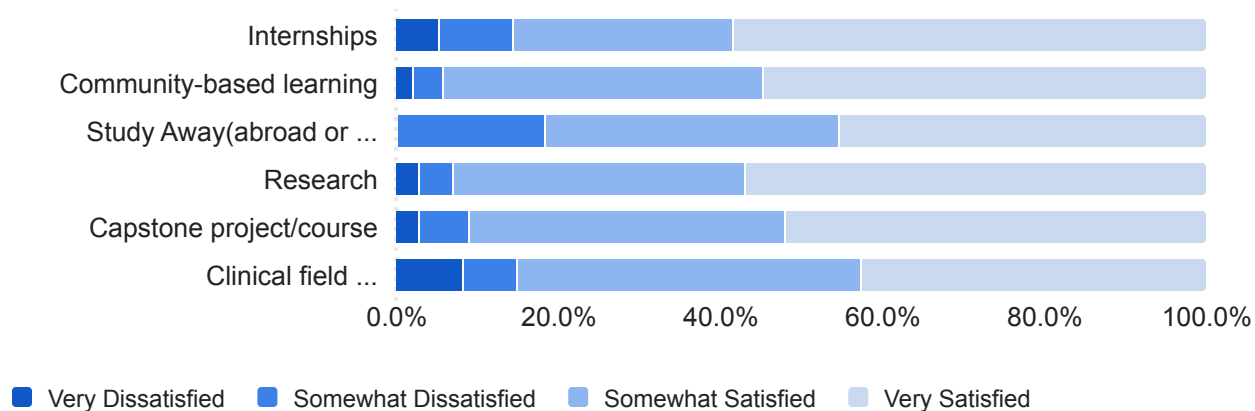


Satisfaction with the quality of the experiential programs

Field	Very Dissatisfied		Somewhat Dissatisfied		Somewhat Satisfied		Very Satisfied		Total
Internships	4.1%	5	8.2%	10	21.3%	26	66.4%	81	122
Community-based learning	1.8%	2	2.8%	3	36.7%	40	58.7%	64	109
Study Away(abroad or domestic/international service learning)	0.0%	0	14.7%	5	38.2%	13	47.1%	16	34
Research	2.5%	2	3.8%	3	27.8%	22	65.8%	52	79
Capstone project/course	1.7%	2	6.0%	7	35.0%	41	57.3%	67	117
Clinical field experience/placements	4.6%	3	6.2%	4	44.6%	29	44.6%	29	65
Clinical field experience/placements	4.6%	3	6.2%	4	44.6%	29	44.6%	29	65

AY24 Graduating Student Survey Results - Undergraduate

Satisfaction with the level of availability of the experiential programs

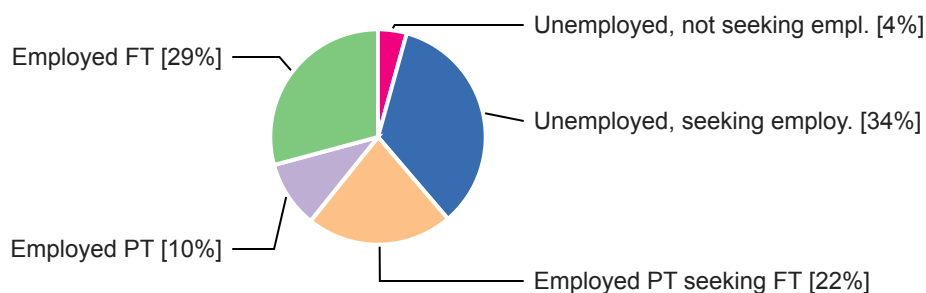


Satisfaction with the level of availability of the experiential programs

Field	Very Dissatisfied		Somewhat Dissatisfied		Somewhat Satisfied		Very Satisfied		Total
Internships	5.1%	6	9.3%	11	27.1%	32	58.5%	69	118
Community-based learning	1.9%	2	3.8%	4	39.6%	42	54.7%	58	106
Study Away(abroad or domestic/international service learning)	0.0%	0	18.2%	6	36.4%	12	45.5%	15	33
Research	2.8%	2	4.2%	3	36.1%	26	56.9%	41	72
Capstone project/course	2.7%	3	6.2%	7	38.9%	44	52.2%	59	113
Clinical field experience/placements	8.2%	5	6.6%	4	42.6%	26	42.6%	26	61

AY24 Graduating Student Survey Results - Undergraduate

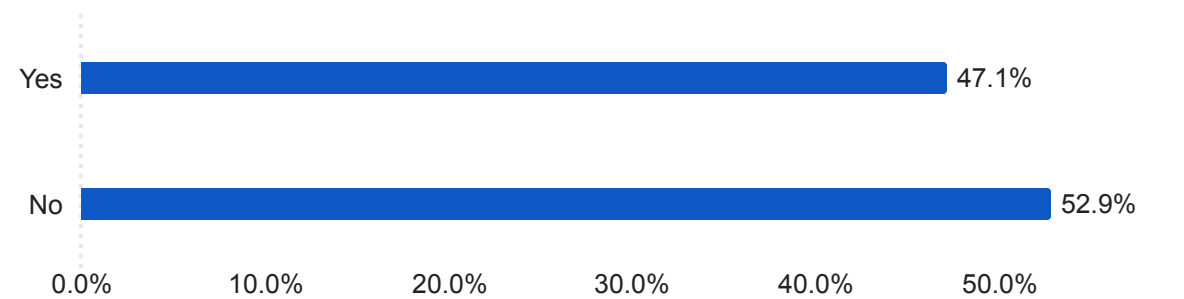
What will be your EMPLOYMENT STATUS immediately after graduation?



Employment Status	Choice Count	
Employed full-time (30 hours or more per week)	28.8%	61
Employed part-time (less than 30 hours per week)	9.9%	21
Employed part-time and seeking full-time	21.7%	46
Participating in postgraduate service program (e.g. AmeriCorps, Dominican Volunteers, etc.)	1.4%	3
Unemployed, seeking employment	34.0%	72
Unemployed, not seeking employment	4.2%	9
Total		212

AY24 Graduating Student Survey Results - Undergraduate

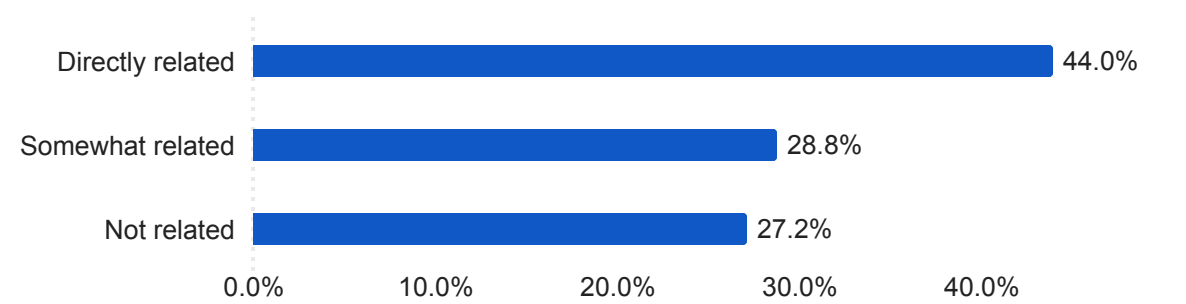
Have you sought out any career related services at Dominican?



Sought out career related services	Choice Count	
Yes	47.1%	33
No	52.9%	37
Total		70

AY24 Graduating Student Survey Results - Undergraduate

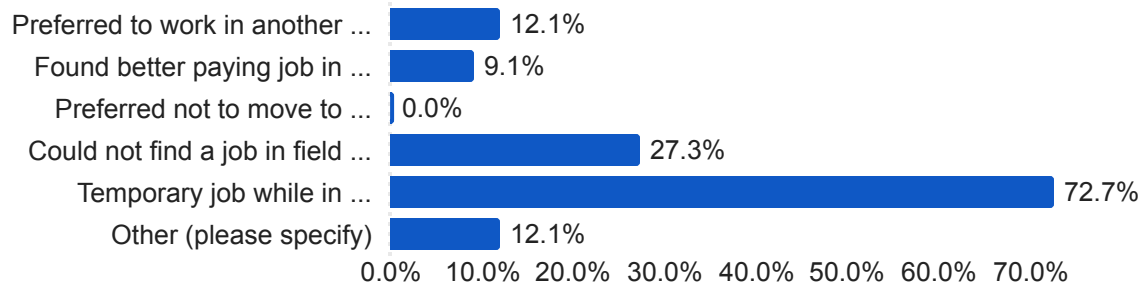
If you will be employed, how closely related will the job be to your college major?



Job Related to Major	Choice Count	
Directly related	44.0%	55
Somewhat related	28.8%	36
Not related	27.2%	34
Total		125

AY24 Graduating Student Survey Results - Undergraduate

If the job is not related to your major, please check all the reasons that apply:



Reasons not related	Choice Count	
Preferred to work in another field	9.1%	4
Found better paying job in another field	6.8%	3
Preferred not to move to new locality	0.0%	0
Could not find a job in field of preparation	20.5%	9
Temporary job while in transition	54.5%	24
Other (please specify)	9.1%	4
Total		44

AY24 Graduating Student Survey Results - Undergraduate

Please provide the following information about your job after graduation:

Job Title:	Name of Employer:
Registered Nurse	Lurie Children's
Medical Scribe	Scribe America
Supervisor	Cinnabon
Nursing	N/A
Human Resources Expert	Target
Front Desk Receptionist	Honda on Grand
barista	starbucks
Nurse	N/A
Process Control Engineer	BP
Register nurse	N/A
Teachers aid	Care-A-lot early learning center
Partner Marketing Associate	Okta
deli	jewel osco
Associate Automation Programmer	BlueCross Blue Shield
Spanish teacher	N/A
Tax associate	Mosaic Financial Group
Guest service representative	CFX
Crime Scene cleaner	TBD
Retail Associate	Ross
6th Grade Teacher	Brodnicki Elementary
Patron Services Assistant	Maywood Public Library District
Teacher	N/A
Lifeguard	Goldfish Swimschool
Material Handler	FedEx
Financial Advisor (I do not wish to provide salary. That is fake number)	Northwestern Mutual
I dont know	I dont know
Accountant	Adducci Vega Financial Grouo
Development Program	Morningstar
High school teacher	Still choosing what school I want

AY24 Graduating Student Survey Results - Undergraduate

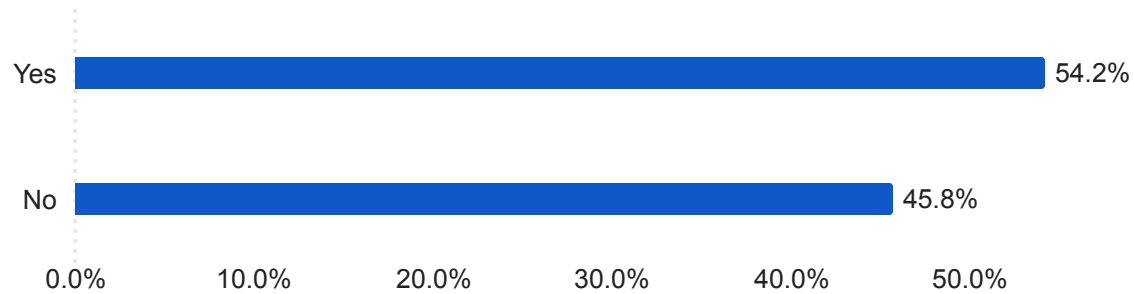
Pharmacy Technician	Walgreens
Substitute Teacher	N/A
Inventory Specialist	Montrose Deli
EMT - B	Elite Ambulance
pharmacy technician	walgreens
Research Associate	University of Illinois department of medicine
Assistant Camp Director	City of Moorpark
Certified Nurse Assistant	Avondale
Dental Assistant	N/A
Elementary Teacher	CPS
Cashier at dealership	McGrath Acura
Aldermanic Aide	Jeanette B. Taylor 20th Ward Office
BEHAVIOR TECHNICIAN	N/A
Researcher	UIC
Counselor	Keith Brooks
After School Care Aide	St. Theresa (Catholic School in Palatine - After School Care)
Operation specialist	N/A
Server and Bartender	Lou Malnatis
Construction Inspector Engineer	Collins Engineers, Inc
IDK	IDK
Key holder	Joann's Fabrics
Medical Assistant	Tomasz Szmyd
IT help desk	Frank Lloyd Wright Trust
Pediatric Medical Assistant	Schwartz Pediatrics
Tax Associate	Not providing, and won't provide the salary either.
Server	Garden Berry Cafe
Site Director	Boys and Girls Clubs of Dundee Township
Diet clerk	Touchpoint at Alexian Brothers Medical Center
Cahsier	Walmart
Employment Specialist	Trilogy
Pharmacy Technician	Walgreens
Community Development Specialist	Berwyn Development Corporation
Hostess	Blufish Sushi Bistro

AY24 Graduating Student Survey Results - Undergraduate

Nursing	Endeavor Health
Technical Recruiter	ESPO Engineering Corp
Dishwasher/Prep Cook	Elle's Deli & Bagels
Pet Care	Petsmart
Paralegal	Ronald L. Bell & Associates
Biologiy labratory technician	Dominican University Biological Department
N/A	N/A
Not sure	N/A
Pharmacy Technician	CVS Pharmacy
Not sure yet	N/A
na	na
Teacher	District 90
Coordinator	N/A
Intake Asessment Assistant	TRP - Grant based employment/ temporary
Substitute teacher	Rhodes Elementary School
Substitute Teacher	
Vet Receptionist	Vet Hospital
Special Education Teacher	N/A
Asset Protection Specialist	Target
Behavioral Tech	CARD
Government Data Analyst	Mercer
Case Manager & Community Advocate	Pilsen Wellness Center
Police Officer	Chicago Police Department
Server	Alacarte Enertainment
Pharmaceutical technician	Walgreens
EMT	Superior Ambulance Services
unsure	unsure
Legal Assistant	SERRANO LEGAL SOLUTIONS, LLC
SOC Analyst	CyberNowLabs

AY24 Graduating Student Survey Results - Undergraduate

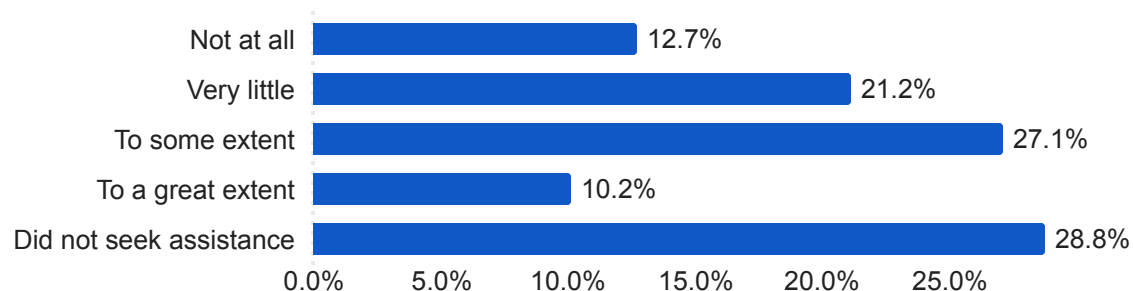
Did you hold the same job while enrolled at Dominican?



Hold same job while enrolled at DU	Choice Count	
Yes	54.2%	64
No	45.8%	54
Total		118

AY24 Graduating Student Survey Results - Undergraduate

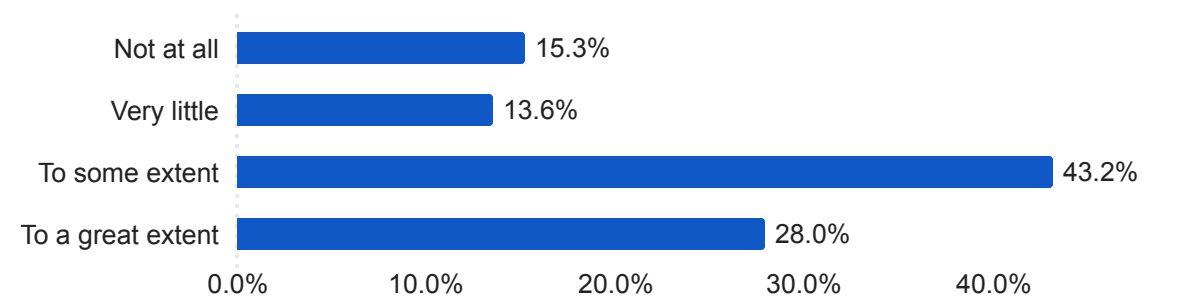
To what extent did Dominican assist you in finding a job?



To what extent did DU assist you in finding a job?	Choice Count	
Not at all	12.7%	15
Very little	21.2%	25
To some extent	27.1%	32
To a great extent	10.2%	12
Did not seek assistance	28.8%	34
Total		118

AY24 Graduating Student Survey Results - Undergraduate

To what extent has Dominican's mission (truth, service, justice) influenced your career decisions?

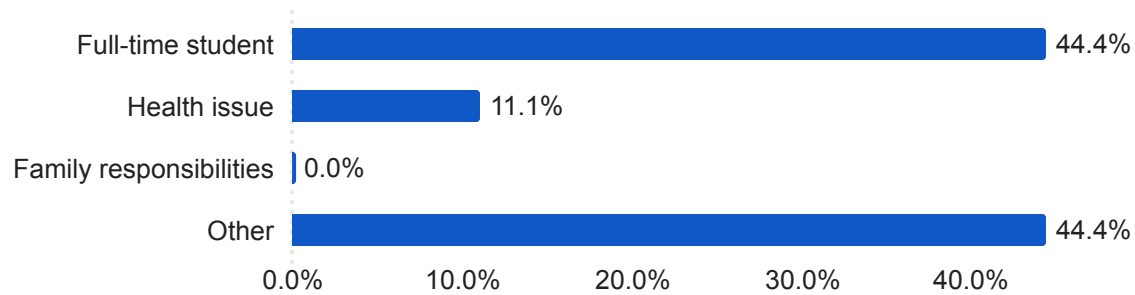


Influence of mission	Min	Max	Mean	Standard Deviation	Variance	Responses
To what extent has Dominican's mission (truth, service, justice) influenced your career decisions?	1.00	4.00	2.84	1.00	1.00	118

Influence of mission	Choice Count	
Not at all	15.3%	18
Very little	13.6%	16
To some extent	43.2%	51
To a great extent	28.0%	33
Total		118

AY24 Graduating Student Survey Results - Undergraduate

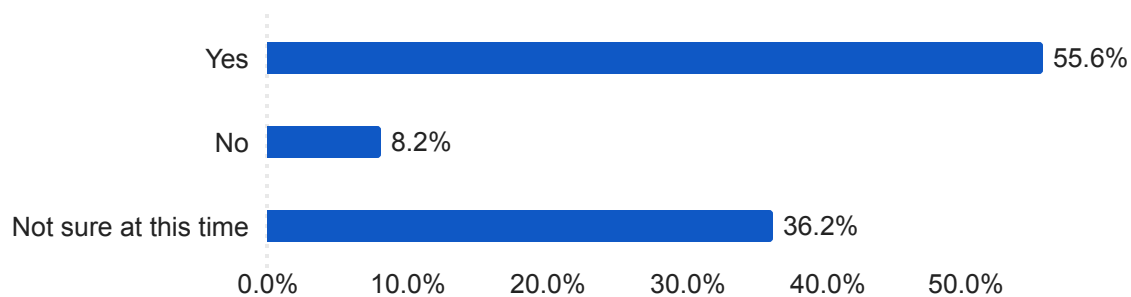
If you will be unemployed and not seeking employment, please indicate reason below:



Reason not employed	Choice Count	
Full-time student	44.4%	4
Health issue	11.1%	1
Family responsibilities	0.0%	0
Other	44.4%	4
Total		9

AY24 Graduating Student Survey Results - Undergraduate

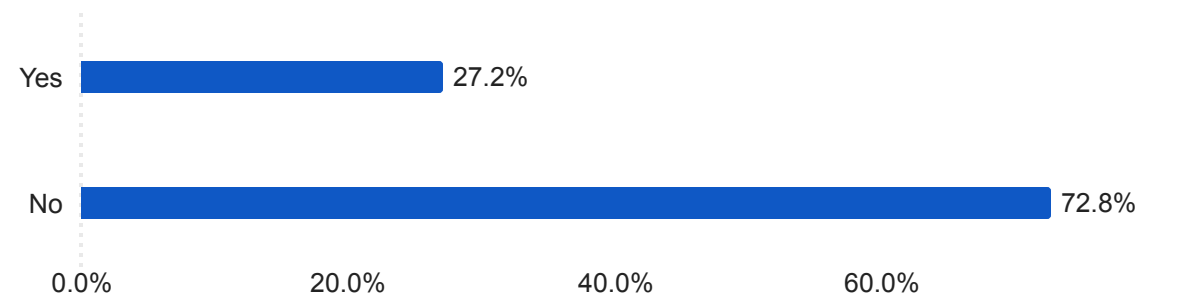
Do you plan to attain another degree or certificate after graduating from Dominican?



Plan to attain another degree/cert after graduaint from DU	Choice Count	
Yes	55.6%	115
No	8.2%	17
Not sure at this time	36.2%	75
Total		207

AY24 Graduating Student Survey Results - Undergraduate

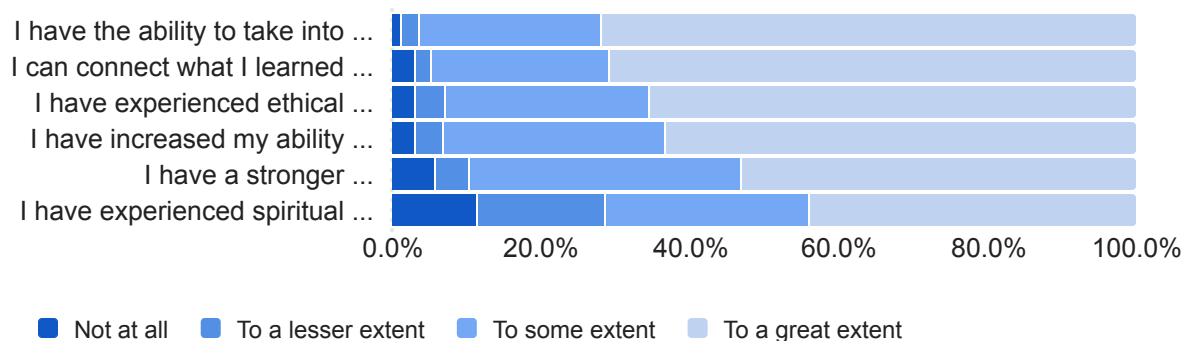
Have you already been accepted into a graduate program?



Accepted into Grad Program	Choice Count	
Yes	27.2%	31
No	72.8%	83
Total		114

AY24 Graduating Student Survey Results - Undergraduate

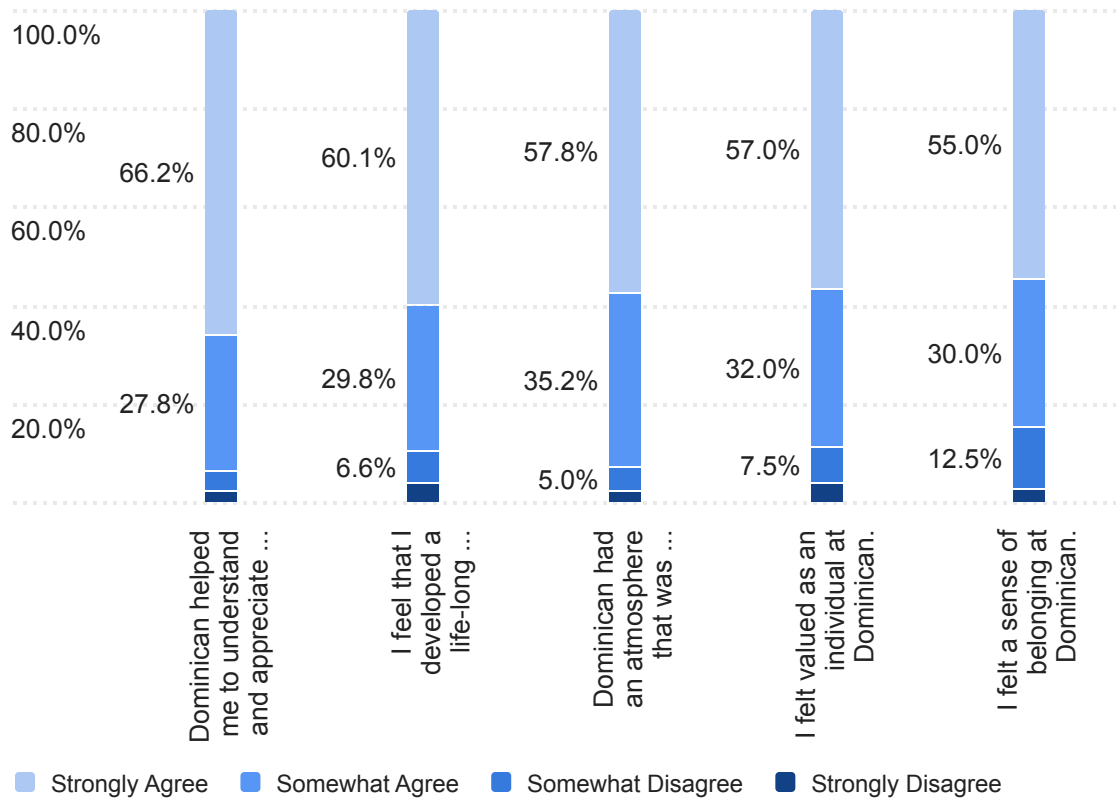
As a result of my experience at Dominican University, I feel that...



I feel that...	Not at all	To a lesser extent	To some extent	To a great extent	Total
I can connect what I learned to societal problems or issues.	3.0% 6	2.0% 4	23.9% 47	71.1% 140	197
I have a stronger commitment to civic engagement.	5.6% 11	4.6% 9	36.5% 72	53.3% 105	197
I have increased my ability to engage in academic research and scholarship.	3.0% 6	3.6% 7	29.9% 59	63.5% 125	197
I have experienced ethical development.	3.0% 6	4.1% 8	27.4% 54	65.5% 129	197
I have experienced spiritual development.	11.2% 22	17.3% 34	27.4% 54	44.2% 87	197
I have the ability to take into account cultural perspectives other than my own.	1.0% 2	2.6% 5	24.5% 48	71.9% 141	196

AY24 Graduating Student Survey Results - Undergraduate

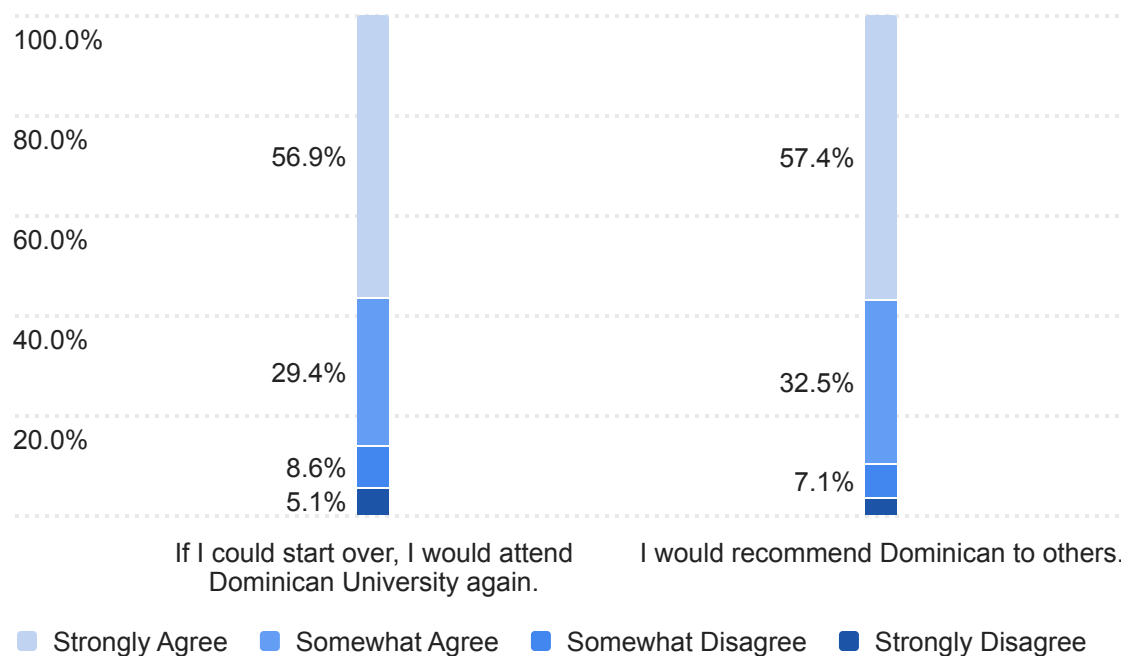
Please rate your level of agreement with the following about Dominican:



Rate your level of agreement with the following about DU	Strongly Disagree		Somewhat Disagree		Somewhat Agree		Strongly Agree		Total
Dominican had an atmosphere that was intellectually stimulating.	2.0%	4	5.0%	10	35.2%	70	57.8%	115	199
Dominican helped me to understand and appreciate cultural and ethnic differences between people.	2.0%	4	4.0%	8	27.8%	55	66.2%	131	198
I felt a sense of belonging at Dominican.	2.5%	5	12.5%	25	30.0%	60	55.0%	110	200
I feel that I developed a life-long commitment to learning while at Dominican.	3.5%	7	6.6%	13	29.8%	59	60.1%	119	198
I felt valued as an individual at Dominican.	3.5%	7	7.5%	15	32.0%	64	57.0%	114	200

AY24 Graduating Student Survey Results - Undergraduate

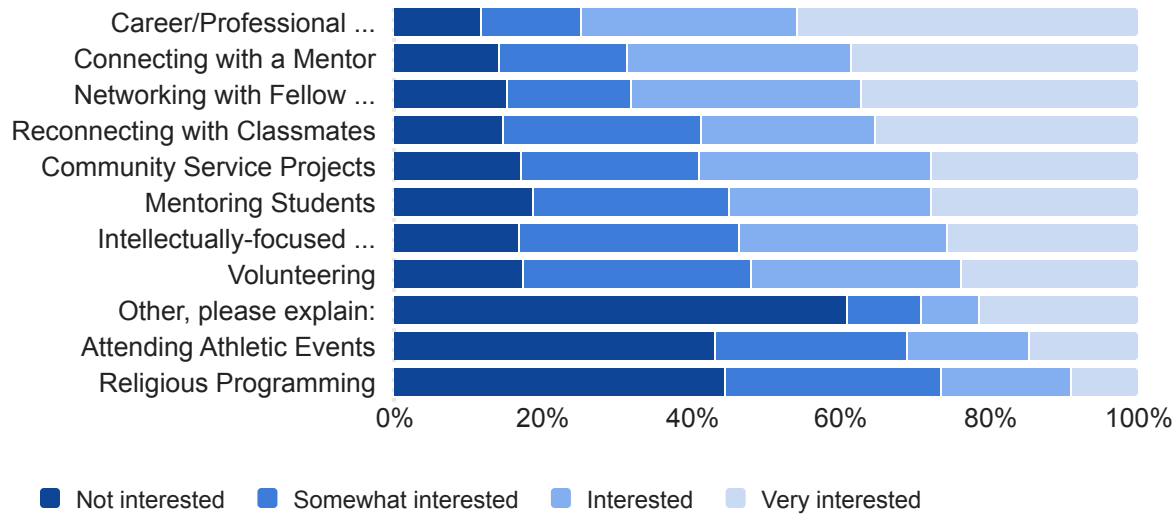
Please rate your level of agreement with the following about your OVERALL experience at Dominican:



Level of Agreement	Strongly Disagree		Somewhat Disagree		Somewhat Agree		Strongly Agree		Total
If I could start over, I would attend Dominican University again.	5.1%	10	8.6%	17	29.4%	58	56.9%	112	197
I would recommend Dominican to others.	3.0%	6	7.1%	14	32.5%	64	57.4%	113	197

AY24 Graduating Student Survey Results - Undergraduate

After graduation, what do you think your level of interest will be in the following types of alumni events and activities:



Alumni Events and Activities	Mean	Responses
Career/Professional Development	3.10	200
Connecting with a Mentor	2.93	199
Networking with Fellow Alumnae/i	2.90	198
Reconnecting with Classmates	2.80	200
Community Service Projects	2.70	196
Mentoring Students	2.65	200
Intellectually-focused Events/Lectures	2.63	193
Volunteering	2.59	197
Attending Athletic Events	2.03	195
Religious Programming	1.91	196
Other, please explain:	1.90	51

AY24 Graduating Student Survey Results - Undergraduate

Alumni Events and Activities	Not interested		Somewhat interested		Interested		Very interested		Total
Reconnecting with Classmates	15%	29	27%	53	24%	47	36%	71	200
Career/Professional Development	12%	23	14%	27	29%	58	46%	92	200
Mentoring Students	19%	37	27%	53	27%	54	28%	56	200
Networking with Fellow Alumnae/i	15%	30	17%	33	31%	61	37%	74	198
Connecting with a Mentor	14%	28	17%	34	30%	60	39%	77	199
Community Service Projects	17%	33	24%	47	31%	61	28%	55	196
Intellectually-focused Events/Lectures	17%	32	30%	57	28%	54	26%	50	193
Attending Athletic Events	43%	84	26%	50	16%	32	15%	29	195
Religious Programming	44%	87	29%	57	17%	34	9%	18	196
Volunteering	17%	34	30%	60	28%	56	24%	47	197
Other, please explain:	61%	31	10%	5	8%	4	22%	11	51