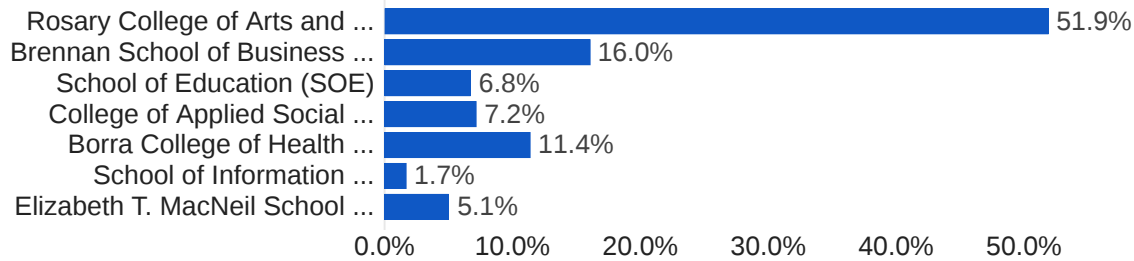


AY23 Graduating Student Survey Results - Undergraduate

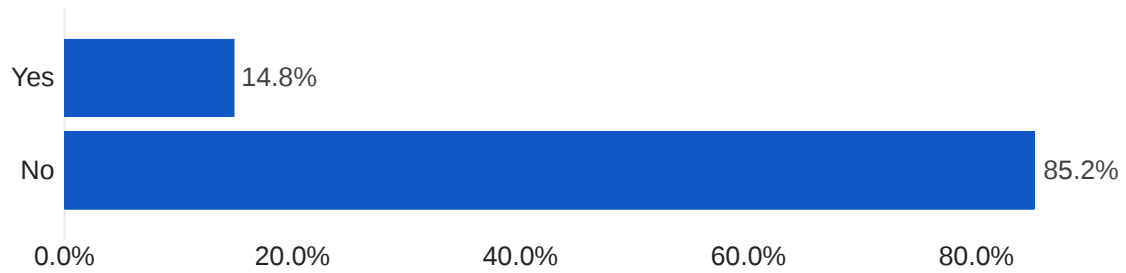
Please indicate the college/school from which you will be graduating:



College/School	Choice Count
Rosary College of Arts and Sciences (RCAS)	51.9% 123
Brennan School of Business (BSB)	16.0% 38
School of Education (SOE)	6.8% 16
College of Applied Social Sciences (CASS)	7.2% 17
Borra College of Health Sciences (BCHS)	11.4% 27
School of Information Studies (SOIS)	1.7% 4
Elizabeth T. MacNeil School of Nursing (NURS)	5.1% 12
Total	237

AY23 Graduating Student Survey Results - Undergraduate

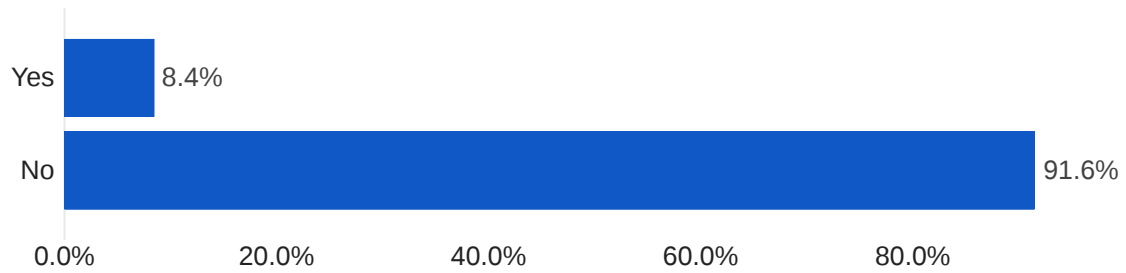
Are you going to graduate from the Honors Program (Mazzuchelli Scholars)?



Graduate from Honors Program	Choice Count
Yes	14.8% 35
No	85.2% 201
Total	236

AY23 Graduating Student Survey Results - Undergraduate

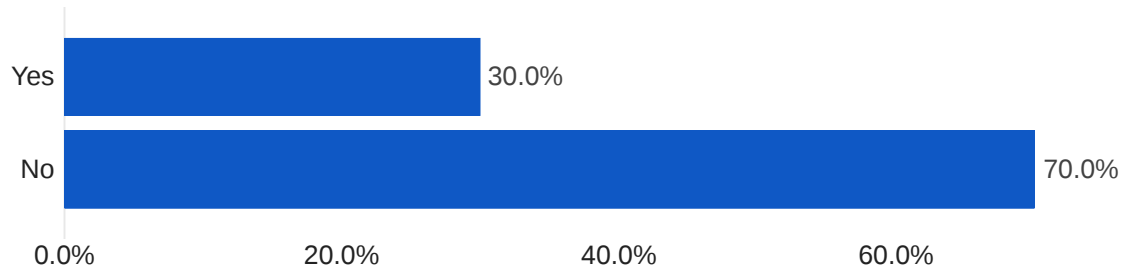
Have you participated on a Dominican varsity or junior varsity athletic team this year?



Athlete	Choice Count
Yes	8.4% 20
No	91.6% 217
Total	237

## AY23 Graduating Student Survey Results - Undergraduate

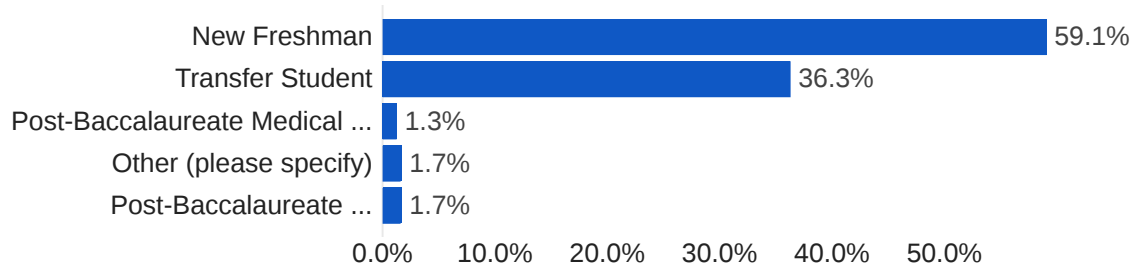
### Did you live on campus this year?



Live on Campus	Choice Count
Yes	30.0% 71
No	70.0% 166
Total	237

AY23 Graduating Student Survey Results - Undergraduate

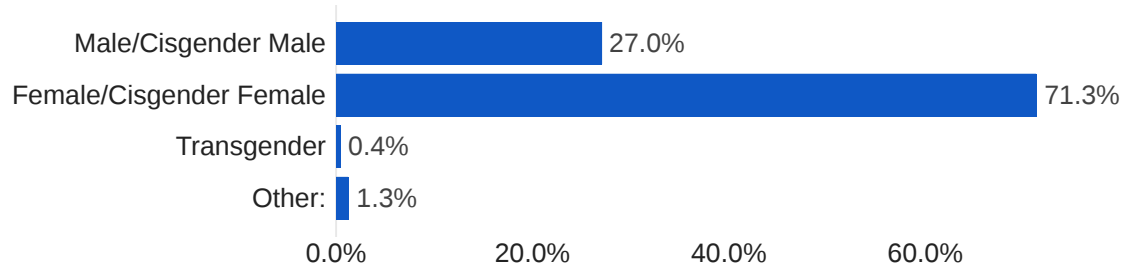
What was your entering student status?



Entering Student Status	Choice Count
New Freshman	59.1% 140
Transfer Student	36.3% 86
Post-Baccalaureate Medical Studies	1.3% 3
Other (please specify)	1.7% 4
Post-Baccalaureate Nutrition programs	1.7% 4
Total	237

## AY23 Graduating Student Survey Results - Undergraduate

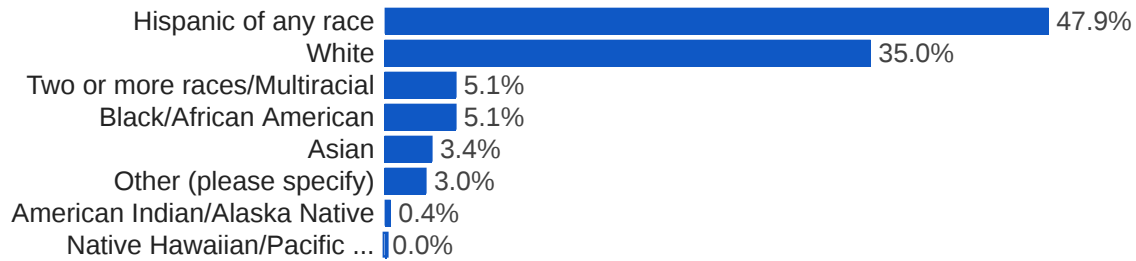
### Gender:



Gender	Choice Count
Male/Cisgender Male	27.0% 64
Female/Cisgender Female	71.3% 169
Transgender	0.4% 1
Other:	1.3% 3
Total	237

AY23 Graduating Student Survey Results - Undergraduate

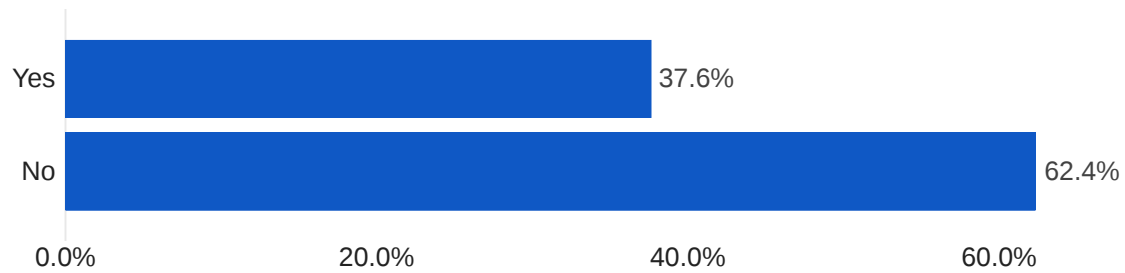
Student Ethnicity (optional):



Race/Ethnicity	Choice Count
Asian	3.4% 8
American Indian/Alaska Native	0.4% 1
Black/African American	5.1% 12
Hispanic of any race	47.9% 112
Native Hawaiian/Pacific Islander	0.0% 0
White	35.0% 82
Two or more races/Multiracial	5.1% 12
Other (please specify)	3.0% 7
Total	234

## AY23 Graduating Student Survey Results - Undergraduate

### Were you employed on campus?



Employed on Campus	Choice Count
Yes	37.6% 88
No	62.4% 146
Total	234



## AY23 Graduating Student Survey Results - Undergraduate

### Did you use this service/go into this office:

Service/Office		Yes		No	Total
Office of Career Programs	48.8%	101	51.2%	106	207
Financial Aid Services	71.8%	148	28.2%	58	206
DU Bookstore	87.4%	180	12.6%	26	206
IT Support Center	56.6%	116	43.4%	89	205
Crown Library	90.8%	188	9.2%	19	207
Office of the Registrar	82.8%	169	17.2%	35	204
Student Account Services	58.0%	119	42.0%	86	205
Residence Life	28.2%	58	71.8%	148	206
Tutoring and Learning Resources	53.2%	109	46.8%	96	205
University Ministry	24.9%	51	75.1%	154	205
Office of Campus Safety	45.6%	93	54.4%	111	204
Disability Support Services Office	14.6%	30	85.4%	175	205
Office of Diversity, Equity and Inclusion	15.7%	32	84.3%	172	204
Food Services	60.3%	123	39.7%	81	204
Counseling Services (Wellness Center)	34.6%	71	65.4%	134	205
Stars Connect Office (one-stop shop)	31.2%	64	68.8%	141	205
Health Services (Wellness Center)	43.7%	90	56.3%	116	206

## AY23 Graduating Student Survey Results - Undergraduate

Please rate your level of satisfaction with each of the following student services or units at Dominican:

Sorted by highest to lowest average score.

Service/Office	Mean	Responses
Crown Library	3.76	185
Office of Career Programs	3.64	121
Tutoring and Learning Resources	3.63	125
Office of Diversity, Equity and Inclusion	3.60	72
DU Bookstore	3.60	182
Health Services (Wellness Center)	3.57	115
Office of Campus Safety	3.57	121
University Ministry	3.56	93
Disability Support Services Office	3.53	87
IT Support Center	3.51	133
Stars Connect Office (one-stop shop)	3.49	94
Student Account Services	3.44	134
Counseling Services (Wellness Center)	3.43	110
Office of the Registrar	3.41	173
Financial Aid Services	3.36	151
Food Services	3.35	135
Residence Life	3.20	94

## AY23 Graduating Student Survey Results - Undergraduate

Please rate your level of satisfaction with each of the following student services or units at Dominican:

Service/Office	Very Dissatisfied		Somewhat Dissatisfied		Somewhat Satisfied		Very Satisfied		Total
Office of Career Programs	2.5%	3	1.7%	2	25.6%	31	70.2%	85	121
Financial Aid Services	3.3%	5	12.6%	19	29.1%	44	55.0%	83	151
DU Bookstore	2.2%	4	6.6%	12	20.3%	37	70.9%	129	182
IT Support Center	3.8%	5	6.0%	8	25.6%	34	64.7%	86	133
Crown Library	2.2%	4	2.2%	4	13.5%	25	82.2%	152	185
Office of the Registrar	2.3%	4	9.8%	17	32.4%	56	55.5%	96	173
Student Account Services	3.7%	5	3.7%	5	37.3%	50	55.2%	74	134
Residence Life	5.3%	5	10.6%	10	42.6%	40	41.5%	39	94
Tutoring and Learning Resources	0.8%	1	3.2%	4	28.0%	35	68.0%	85	125
University Ministry	2.2%	2	4.3%	4	29.0%	27	64.5%	60	93
Office of Campus Safety	2.5%	3	7.4%	9	20.7%	25	69.4%	84	121
Disability Support Services Office	2.3%	2	4.6%	4	31.0%	27	62.1%	54	87
Office of Diversity, Equity and Inclusion	0.0%	0	4.2%	3	31.9%	23	63.9%	46	72
Food Services	4.4%	6	8.9%	12	34.1%	46	52.6%	71	135
Counseling Services (Wellness Center)	3.6%	4	7.3%	8	31.8%	35	57.3%	63	110
Stars Connect Office (one-stop shop)	4.3%	4	5.3%	5	27.7%	26	62.8%	59	94
Health Services (Wellness Center)	2.6%	3	4.3%	5	27.0%	31	66.1%	76	115

## AY23 Graduating Student Survey Results - Undergraduate

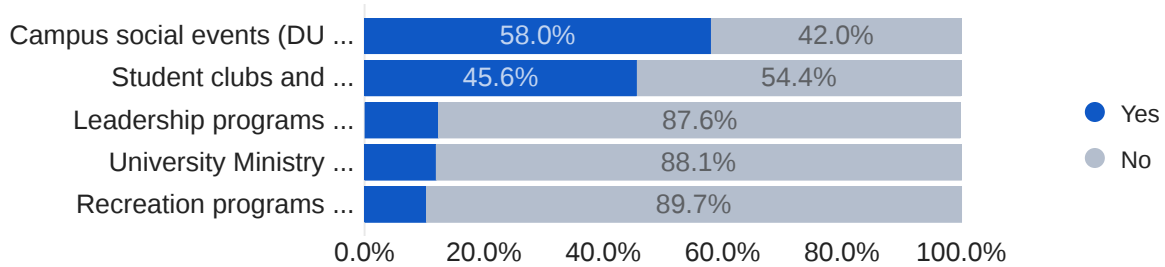
Please rate your overall satisfaction with services at Dominican University:



Overall Satisfaction with Services	Choice Count	
Very Satisfied	59.6%	133
Somewhat Satisfied	35.4%	79
Somewhat Dissatisfied	4.9%	11
Very Dissatisfied	0.0%	0
Total		223

AY23 Graduating Student Survey Results - Undergraduate

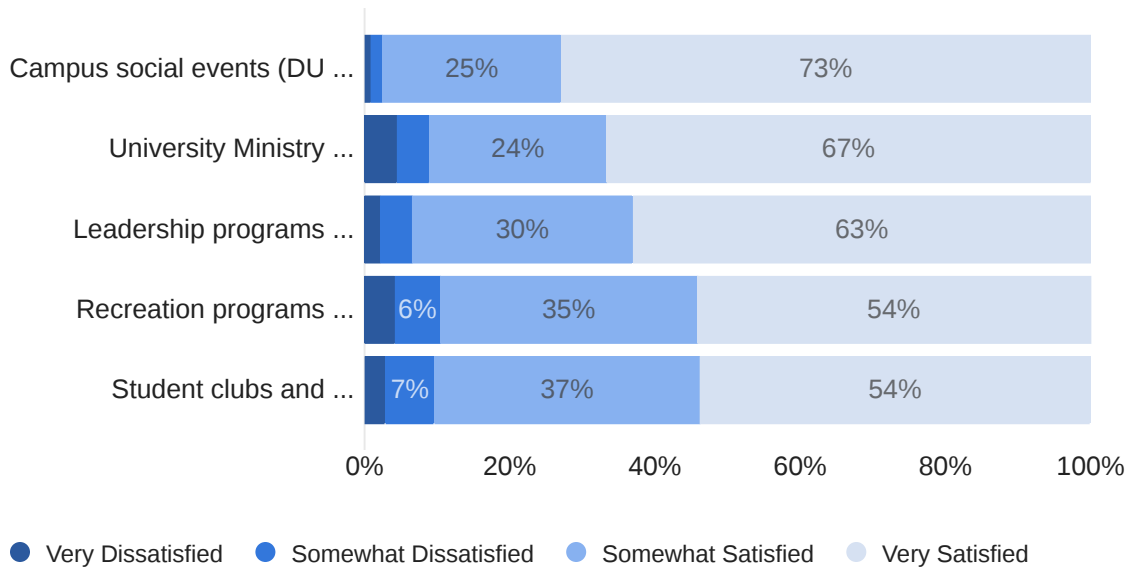
Did you participate in the following types of co/extra-curricular programs?



Co/extra-curricular programs	Yes	No	Total
Student clubs and organizations	45.6% 94	54.4% 112	206
Recreation programs (intramural sports, Zumba, 3-on-3 tournaments etc.)	10.3% 21	89.7% 183	204
Campus social events (DU Fest, film screenings, Casino night, etc.)	58.0% 119	42.0% 86	205
Leadership programs (Leadership Cert, Emerging Leaders, Schmitt Scholars, etc.)	12.4% 25	87.6% 177	202
University Ministry Programs (retreats, alternative break immersions, etc.)	11.9% 24	88.1% 177	201

AY23 Graduating Student Survey Results - Undergraduate

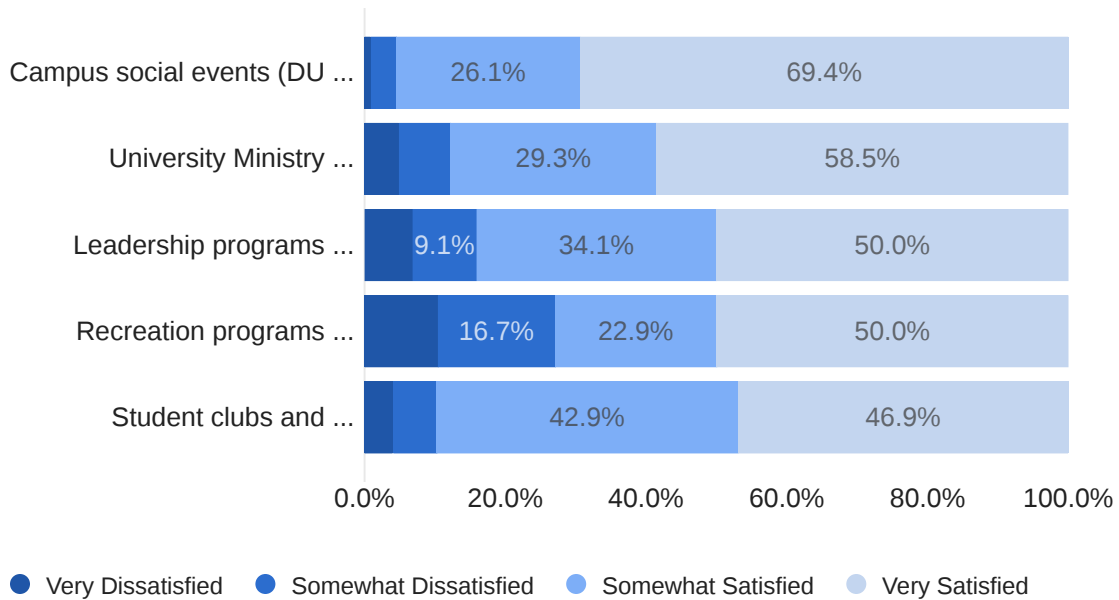
Rate your satisfaction with the quality of the following co/extra-curricular programs



Co/extra-curricular programs	Very Dissatisfied	Somewhat Dissatisfied	Somewhat Satisfied	Very Satisfied	Total
Student clubs and organizations	2.9% 3	6.7% 7	36.5% 38	53.8% 56	104
Recreation programs (intramural sports, Zumba, 3-on-3 tournaments etc.)	4.2% 2	6.3% 3	35.4% 17	54.2% 26	48
Campus social events (DU Fest, film screenings, Casino night, etc.)	0.8% 1	1.6% 2	24.6% 30	73.0% 89	122
Leadership programs (Leadership Certificate, Emerging Leaders Program, Schmitt Scholars, etc.)	2.2% 1	4.3% 2	30.4% 14	63.0% 29	46
University Ministry Programs (retreats, alternative break immersions, etc.)	4.4% 2	4.4% 2	24.4% 11	66.7% 30	45

AY23 Graduating Student Survey Results - Undergraduate

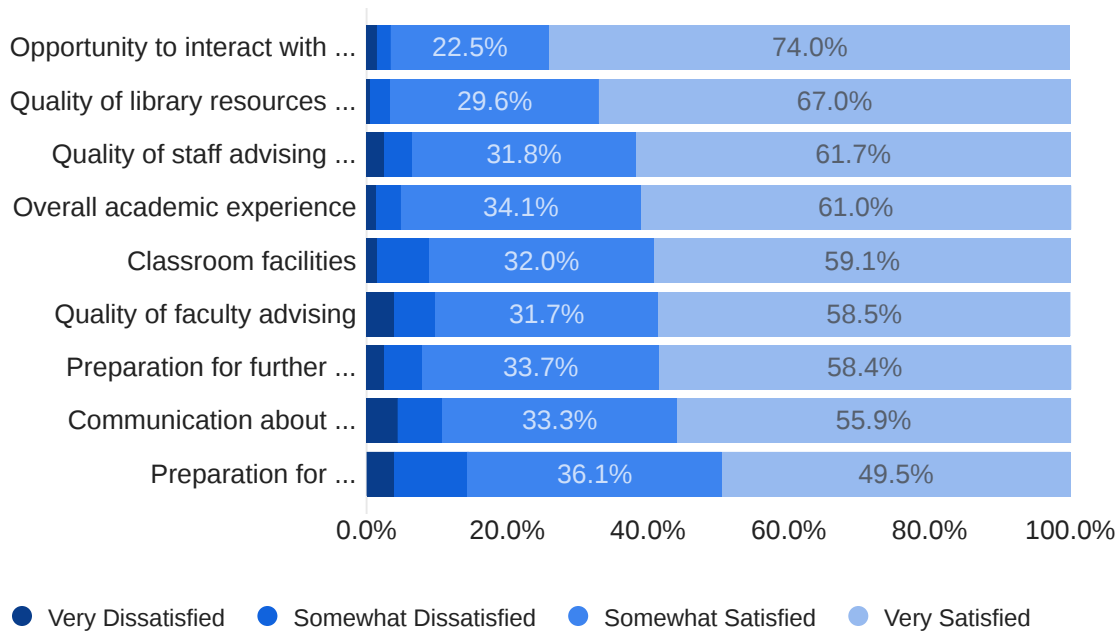
Satisfaction with level of availability of these co/extra-curricular programs



co/extra-curricular programs	Very Dissatisfied	Somewhat Dissatisfied	Somewhat Satisfied	Very Satisfied	Total
Student clubs and organizations	4.1% 4	6.1% 6	42.9% 42	46.9% 46	98
Recreation programs	10.4% 5	16.7% 8	22.9% 11	50.0% 24	48
Campus social events	0.9% 1	3.6% 4	26.1% 29	69.4% 77	111
Leadership programs	6.8% 3	9.1% 4	34.1% 15	50.0% 22	44
University Ministry Programs	4.9% 2	7.3% 3	29.3% 12	58.5% 24	41

AY23 Graduating Student Survey Results - Undergraduate

Please rate your level of satisfaction with the following aspects of your overall academic experience at Dominican:

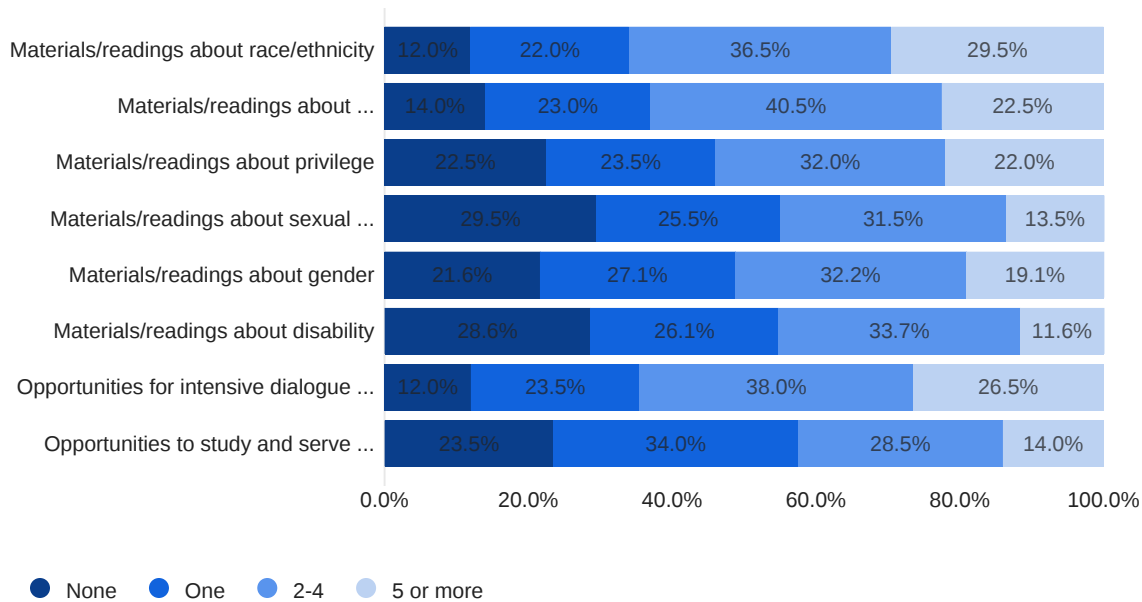


Academic Experience	Very Dissatisfied	Somewhat Dissatisfied	Somewhat Satisfied	Very Satisfied	Total
Opportunity to interact with faculty	1.5% 3	2.0% 4	22.5% 46	74.0% 151	204
Communication about program requirements	4.4% 9	6.4% 13	33.3% 68	55.9% 114	204
Quality of faculty advising	3.9% 8	5.9% 12	31.7% 65	58.5% 120	205
Quality of staff advising (Office of Academic Advising)	2.5% 5	4.0% 8	31.8% 64	61.7% 124	201
Preparation for career/profession	4.0% 8	10.4% 21	36.1% 73	49.5% 100	202
Quality of library resources (books and online resources)	0.5% 1	3.0% 6	29.6% 60	67.0% 136	203
Preparation for further education	2.5% 5	5.4% 11	33.7% 68	58.4% 118	202
Classroom facilities	1.5% 3	7.4% 15	32.0% 65	59.1% 120	203
Overall academic experience	1.5% 3	3.4% 7	34.1% 70	61.0% 125	205



AY23 Graduating Student Survey Results - Undergraduate

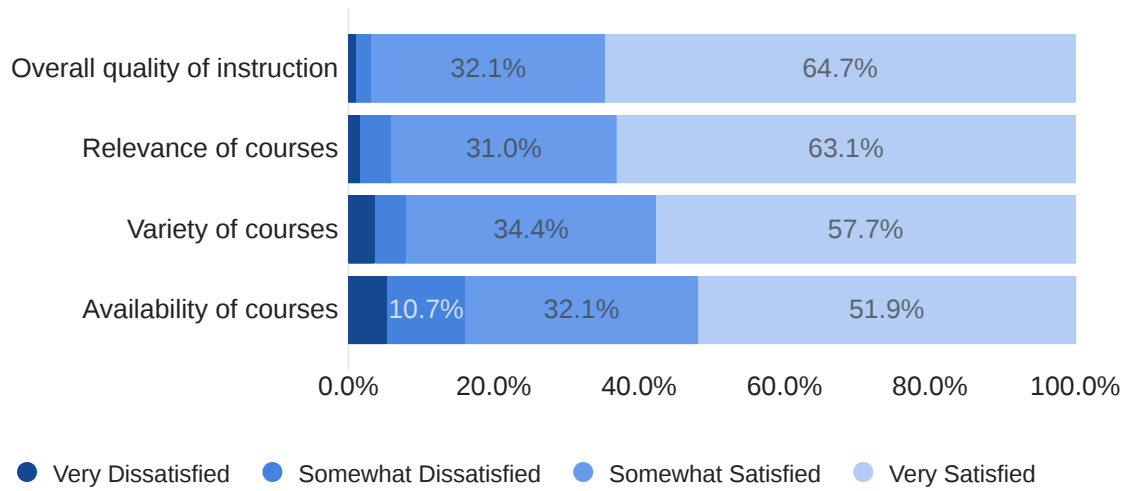
How many courses have you taken at this college that included the following:



Course content	None	One	2-4	5 or more	Total
Materials/readings about race/ethnicity	12.0% 24	22.0% 44	36.5% 73	29.5% 59	200
Materials/readings about socioeconomic class differences	14.0% 28	23.0% 46	40.5% 81	22.5% 45	200
Materials/readings about privilege	22.5% 45	23.5% 47	32.0% 64	22.0% 44	200
Materials/readings about sexual orientation	29.5% 59	25.5% 51	31.5% 63	13.5% 27	200
Materials/readings about gender	21.6% 43	27.1% 54	32.2% 64	19.1% 38	199
Materials/readings about disability	28.6% 57	26.1% 52	33.7% 67	11.6% 23	199
Opportunities for dialogue between students w different backgrounds	12.0% 24	23.5% 47	38.0% 76	26.5% 53	200
Opportunities to study and serve communities in need (e.g., service learning)	23.5% 47	34.0% 68	28.5% 57	14.0% 28	200

AY23 Graduating Student Survey Results - Undergraduate

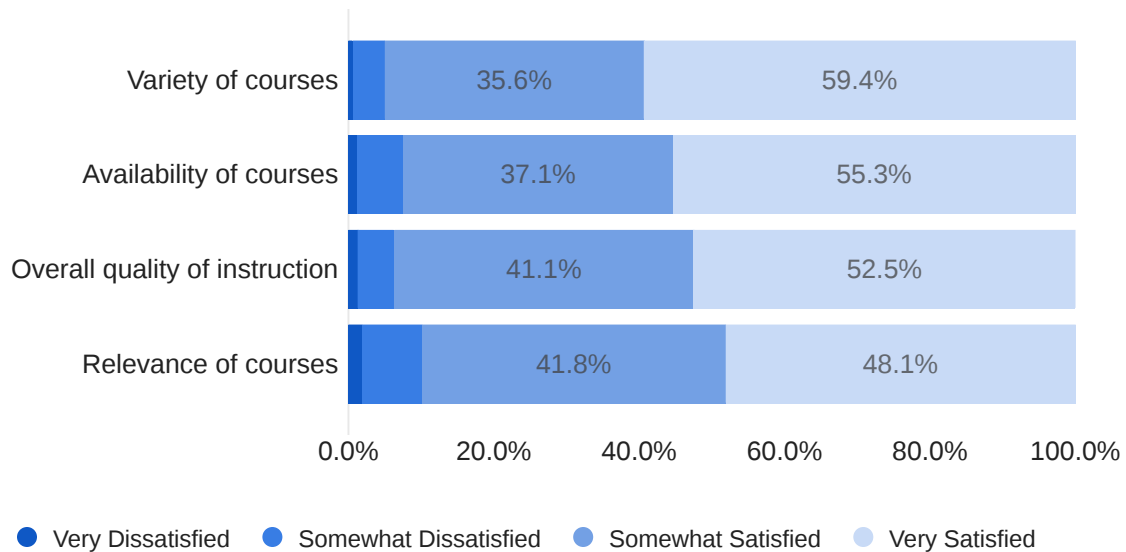
Please rate your level of satisfaction with the following components of your academic program at DU- In Your Major



In Your Major	Very Dissatisfied		Somewhat Dissatisfied		Somewhat Satisfied		Very Satisfied		Total
Variety of courses	3.7%	7	4.2%	8	34.4%	65	57.7%	109	189
Availability of courses	5.3%	10	10.7%	20	32.1%	60	51.9%	97	187
Relevance of courses	1.6%	3	4.3%	8	31.0%	58	63.1%	118	187
Overall quality of instruction	1.1%	2	2.1%	4	32.1%	60	64.7%	121	187

AY23 Graduating Student Survey Results - Undergraduate

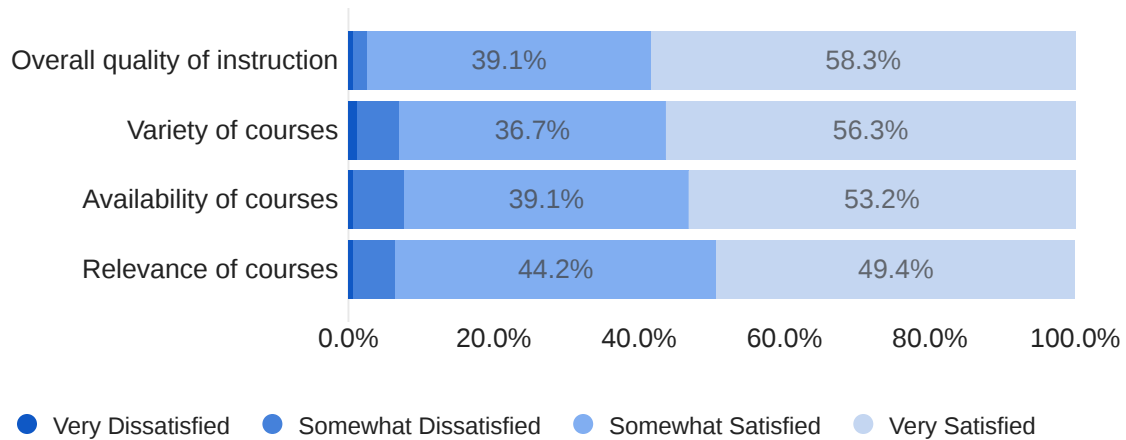
Please rate your level of satisfaction with the following components of your academic program at DU - Core Curriculum



Core Curriculum	Very Dissatisfied	Somewhat Dissatisfied	Somewhat Satisfied	Very Satisfied	Total
Variety of courses	0.6% 1	4.4% 7	35.6% 57	59.4% 95	160
Availability of courses	1.3% 2	6.3% 10	37.1% 59	55.3% 88	159
Relevance of courses	1.9% 3	8.2% 13	41.8% 66	48.1% 76	158
Overall quality of instruction	1.3% 2	5.1% 8	41.1% 65	52.5% 83	158

AY23 Graduating Student Survey Results - Undergraduate

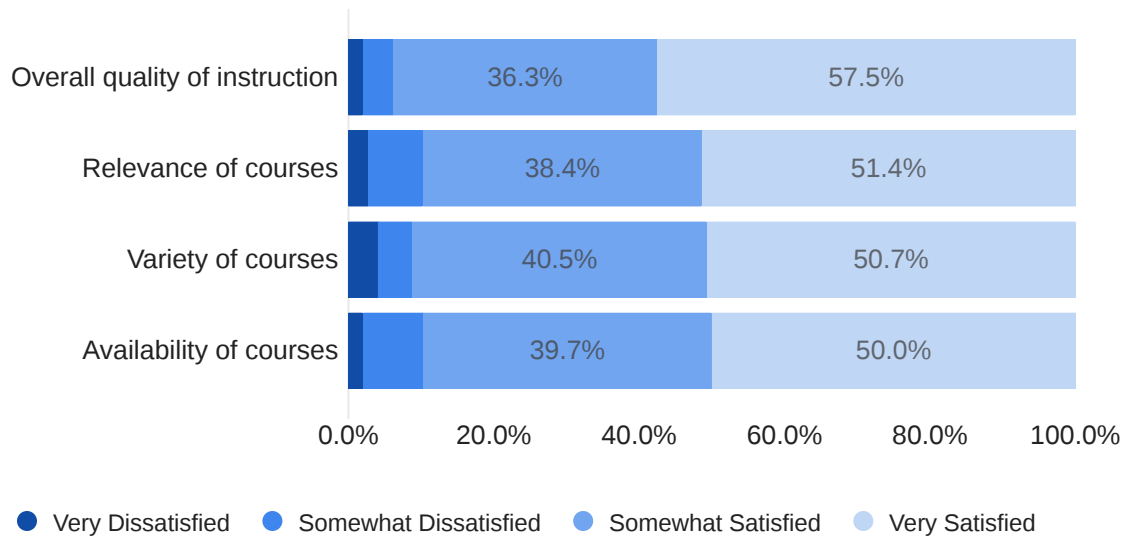
Please rate your level of satisfaction with the following components of your academic program at DU - Electives



Electives	Very Dissatisfied	Somewhat Dissatisfied	Somewhat Satisfied	Very Satisfied	Total
Variety of courses	1.3% 2	5.7% 9	36.7% 58	56.3% 89	158
Availability of courses	0.6% 1	7.1% 11	39.1% 61	53.2% 83	156
Relevance of courses	0.6% 1	5.8% 9	44.2% 69	49.4% 77	156
Overall quality of instruction	0.6% 1	1.9% 3	39.1% 61	58.3% 91	156

AY23 Graduating Student Survey Results - Undergraduate

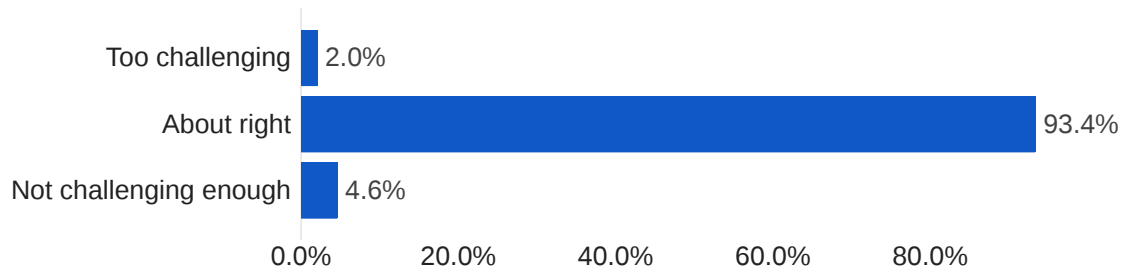
Please rate your level of satisfaction with the following components of your academic program at DU - Arts & Sciences Seminars



Arts & Sciences Seminars	Very Dissatisfied	Somewhat Dissatisfied	Somewhat Satisfied	Very Satisfied	Total
Variety of courses	4.1% 6	4.7% 7	40.5% 60	50.7% 75	148
Availability of courses	2.1% 3	8.2% 12	39.7% 58	50.0% 73	146
Relevance of courses	2.7% 4	7.5% 11	38.4% 56	51.4% 75	146
Overall quality of instruction	2.1% 3	4.1% 6	36.3% 53	57.5% 84	146

## AY23 Graduating Student Survey Results - Undergraduate

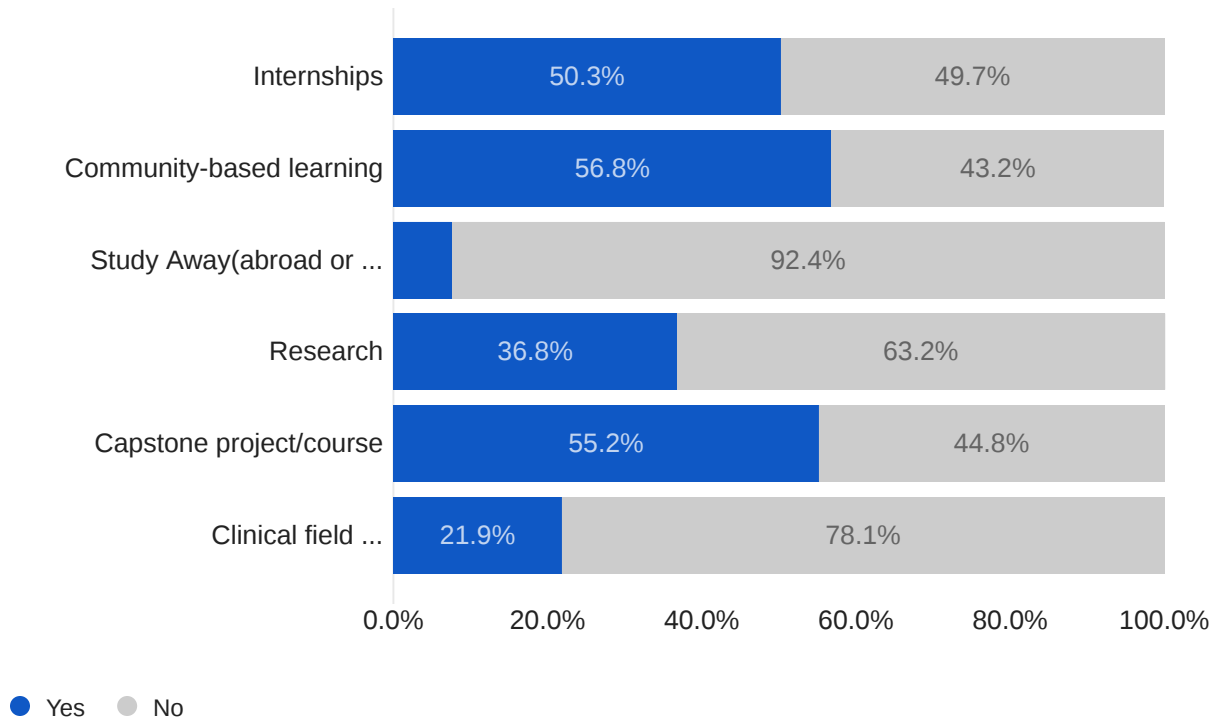
In general, how would you rate the academic rigor of your classes at Dominican?



Rigor	Choice Count
Too challenging	2.0% 4
About right	93.4% 183
Not challenging enough	4.6% 9
Total	196

AY23 Graduating Student Survey Results - Undergraduate

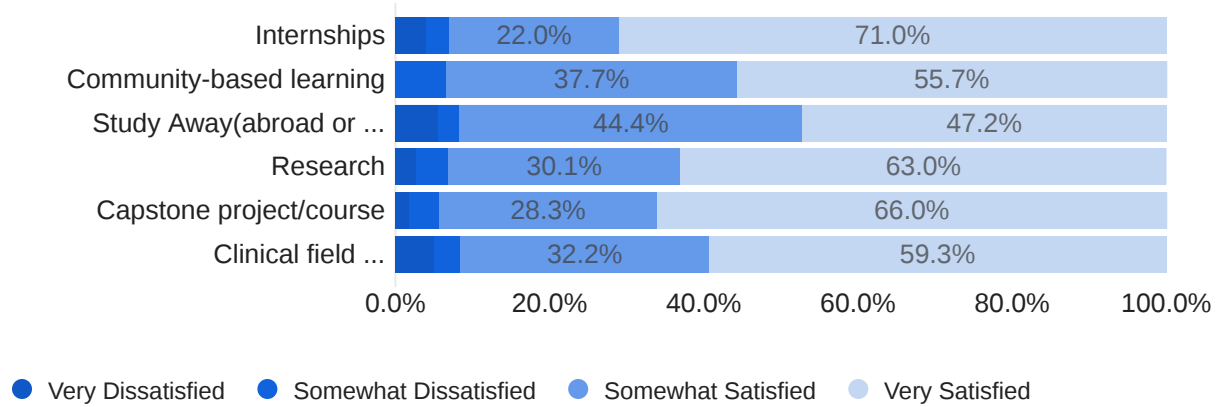
Did you participate in the following types of experiential learning programs?



Experiential Program Type	Yes (%)	Yes	No (%)	No	Total
Internships	50%	95	50%	94	189
Community-based learning	57%	104	43%	79	183
Study Away(abroad or domestic/international service learning)	8%	14	92%	170	184
Research	37%	67	63%	115	182
Capstone project/course	55%	101	45%	82	183
Clinical field experience/placements	22%	40	78%	143	183

## AY23 Graduating Student Survey Results - Undergraduate

### Quality - Satisfaction with the quality of the experiential programs



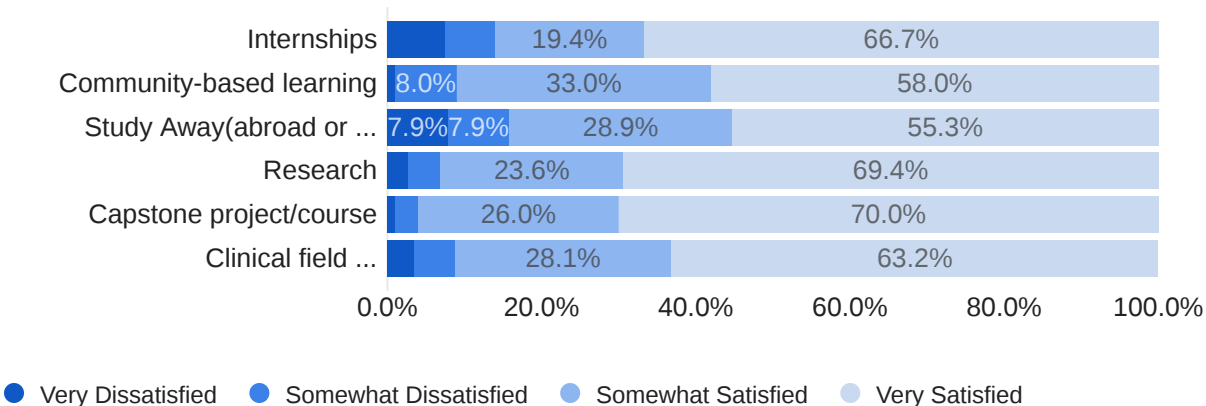
### Satisfaction with the quality of the experiential programs

Field	Very Dissatisfied	Somewhat Dissatisfied	Somewhat Satisfied	Very Satisfied	Total
Internships	4.0% 4	3.0% 3	22.0% 22	71.0% 71	100
Community-based learning	0.0% 0	6.6% 7	37.7% 40	55.7% 59	106
Study Away(abroad or domestic/international service learning)	5.6% 2	2.8% 1	44.4% 16	47.2% 17	36
Research	2.7% 2	4.1% 3	30.1% 22	63.0% 46	73
Capstone project/course	1.9% 2	3.8% 4	28.3% 30	66.0% 70	106
Clinical field experience/placements	5.1% 3	3.4% 2	32.2% 19	59.3% 35	59
Clinical field experience/placements	5.1% 3	3.4% 2	32.2% 19	59.3% 35	59



## AY23 Graduating Student Survey Results - Undergraduate

### Satisfaction with the level of availability of the experiential programs

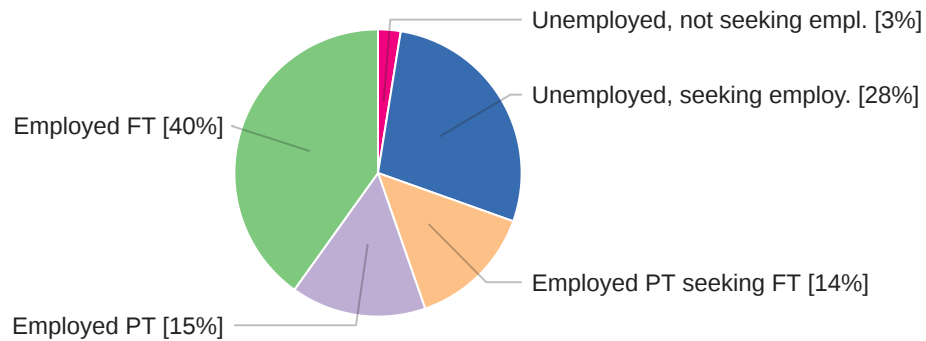


### Satisfaction with the level of availability of the experiential programs

Field	Very Dissatisfied	Somewhat Dissatisfied	Somewhat Satisfied	Very Satisfied	Total
Internships	7.5% 7	6.5% 6	19.4% 18	66.7% 62	93
Community-based learning	1.0% 1	8.0% 8	33.0% 33	58.0% 58	100
Study Away (abroad or domestic/international service learning)	7.9% 3	7.9% 3	28.9% 11	55.3% 21	38
Research	2.8% 2	4.2% 3	23.6% 17	69.4% 50	72
Capstone project/course	1.0% 1	3.0% 3	26.0% 26	70.0% 70	100
Clinical field experience/placements	3.5% 2	5.3% 3	28.1% 16	63.2% 36	57

AY23 Graduating Student Survey Results - Undergraduate

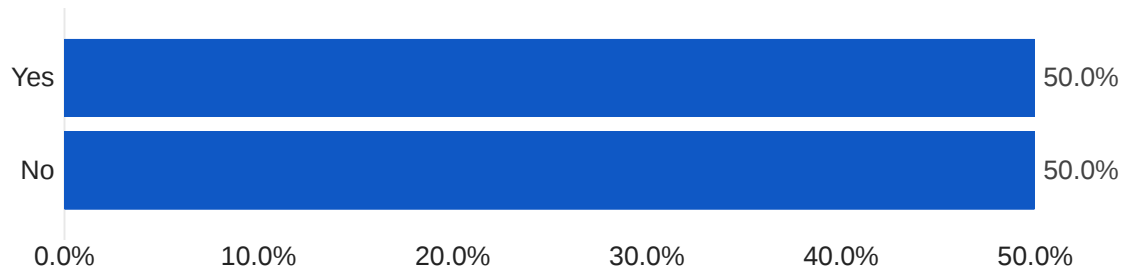
What will be your EMPLOYMENT STATUS immediately after graduation?



Employment Status	Choice Count
Employed full-time (30 hours or more per week)	39.7% 79
Employed part-time (less than 30 hours per week)	15.1% 30
Employed part-time and seeking full-time	14.1% 28
Participating in postgraduate service program (e.g. AmeriCorps, Dominican Volunteers, etc.)	1.0% 2
Unemployed, seeking employment	27.6% 55
Unemployed, not seeking employment	2.5% 5
Total	199

AY23 Graduating Student Survey Results - Undergraduate

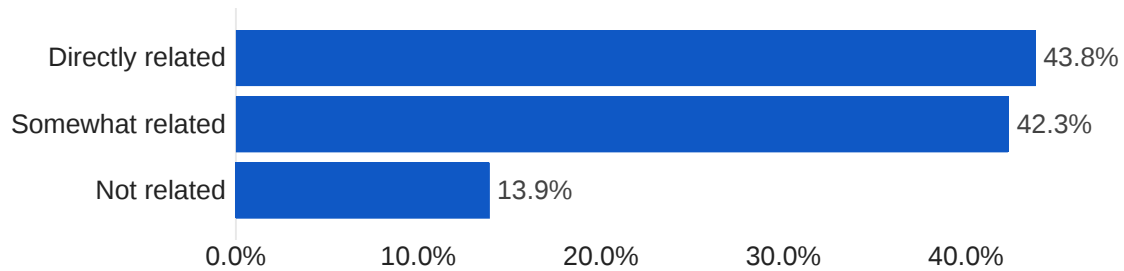
Have you sought out any career related services at Dominican?



Sought out career related services	Choice Count
Yes	50.0% 27
No	50.0% 27
Total	54

## AY23 Graduating Student Survey Results - Undergraduate

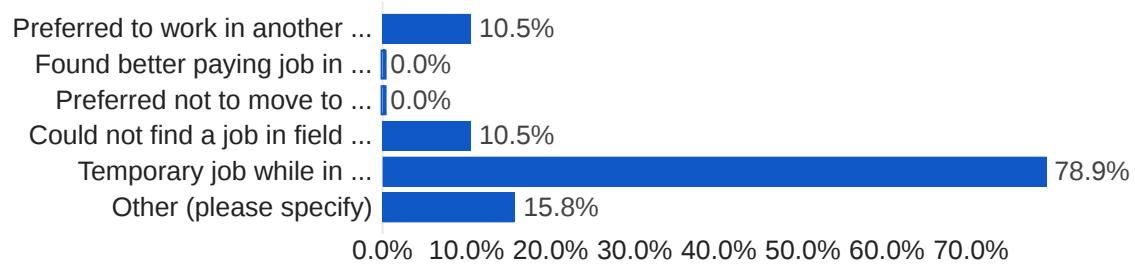
If you will be employed, how closely related will the job be to your college major?



Job Related to Major	Choice Count
Directly related	43.8% 60
Somewhat related	42.3% 58
Not related	13.9% 19
Total	137

## AY23 Graduating Student Survey Results - Undergraduate

If the job is not related to your major, please check all the reasons that apply:



Reasons not related	Choice Count
Preferred to work in another field	9.1% 2
Found better paying job in another field	0.0% 0
Preferred not to move to new locality	0.0% 0
Could not find a job in field of preparation	9.1% 2
Temporary job while in transition	68.2% 15
Other (please specify)	13.6% 3
Total	22

## AY23 Graduating Student Survey Results - Undergraduate

Please provide the following information about your job after graduation:

Job Title:	Name of Employer:
Nail Technician	Joselyn Flores
Staff Support Tech	North shore Evanston Hospital
IT	CCFX
Medical Assisting	N/A
Dental receptionist / assistant	Michael Shen
Assistant Teacher	Holy Trinity Polish School
Dentist	N/A
Teller	FPNB
H.O.P.E Council inc	N/A
Pharmaceutical energy	Walgreens
Program Lead	Opportunity Knocks
Mental Health Counselor	Loyola Medical University Center
Youth care worker	Mercy home for boys and girls
Lab technician	United States Drug Testing Laboratory
Youth care worker	Mercy Home for boys and girls
Marketing and Management Lead	Brito's Jewelry Corp.
Server	Lake City Social Lake Geneva
Staff nurse	Na
Accountant	Belmont Bank & Trust
Researcher	N/A
Registered Behavioral Technician	Aspire Behavioral Therapy & Consulting
Internal Communications Specialist	Robert Bosch
Rehab technician	Loyola medicine
Mother baby nurse	West Suburban
Jr. Windows Desktop Administrator	Gelber Group LLC
Tax Associate	Sassetti
Operation Support Specialist	ATI
Service Manager	Chipote Mexican Grill
MDP Associate	Morningstar

## AY23 Graduating Student Survey Results - Undergraduate

Doctoral Student and Behavioral Researcher	Purdue University Department of Psychological Sciences
Human Resources	Americaneagle.com
Tax Associate	GT, but I am a transfer student and Dominican had nothing to do with my internship or offer opportunity
Software Engineering Intern	Professional Benefit Administrators
Graphic Designer	Havas
teacher	N/A
Patient Care Tech	Rush Univeristy Medical Center
Receptionist	Alexian village of Elk Grove
Project Manager	Juan Guzman's Landscaping
Emergency Room Technician	Rush
Staff Accountant	Porte Brown LLC
Registered Nurse	N/A
Accounting Specialist	N/A
Beauty Consultant	Wakgreens
Dietetic Technician, Registered	BRIA Healthcare Services
Registered Nurse	Advocate Health
Assistant Preschool Teacher	Jessie Black for Kensington School Elmhurst
Patient Access Representative	Midwest Cardiovascular Institute
Nurse Assistant	Munson Medical Center
Public Affairs Intern	Englander, Knabe, & Allen
TBD	TBD
will be in grad school	grad school
Program Coordinator	Opportunity Knocks
Project Assistant	Sidley Austin
Pharmacy Technician	Jewel-Osco
Tax Associate	FORVIS
Registered Nurse	TBD
Teacher	School District
Customer Service Representative	Flood Brothers Disposal
Graduate student	Iowa state
Elementary School Teacher	TBD
Art Education Teacher for Middle School and High School	Willows Academy
Physical therapy assistant	Doctors of physical therapy

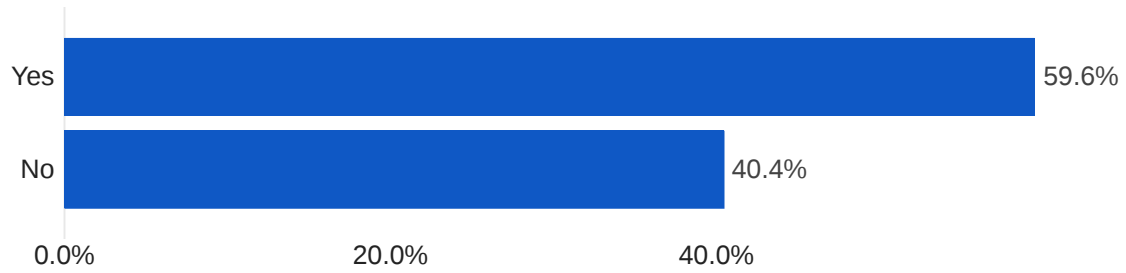
## AY23 Graduating Student Survey Results - Undergraduate

Service desk	Boston College School of Theology and Ministry
Nanny	N/A
Physical Therapy Tech	Select Medical
Sourcing Coordinator	Abercrombie & Fitch
Associate analyst	Federal Reserve Bank of Chicago
Business Execution Consultant	Wells Fargo Bank
Sales Merchandiser	Lakeshore Beverage
Police officer	Chicago police
Team Member	Whole Foods
Data entry clerk	Db schenker
Community Service Specialist	Thresholds
Dietary Aide	Heritage Woods of Minooka
Contract Coordinator	AbbVie
0-3 Assistant Teacher	Christopher House
Paraprofessional	District 99
Carpentry	Bohdan Fedorovych
Guest Experience Specialist	Petco
Paralegal	OKGC Law LCC
Mathematics middle school teacher	Archdiocese of Chicago
Marketing Assistant	Arete Acquisitions INC
Style team member	Target
Behavioral Therapist	Veena
SST- Staff Support Tech	Jean (Manager) Olegerio-Loy
N/A.... I do not feel comfortable or find it necessary to provide this info	N/A
Program leader full time	Opportunity Knocks
Foster Care Case Manager	Bethany Christian Services
Instructional Facilitator	Safer Foundation
Intake Coordinator	S.T. Legal Group
Still looking	Still looking
Food Science Technician	Tyson
Specialist	Apple
Customer Service Representative	Arlington Plating Company
Account Manager	Universe Carrier Inc
Victim Specialist	Lake County States Attorneys
NCT	Advocate Aurora health Lutheran General



AY23 Graduating Student Survey Results - Undergraduate

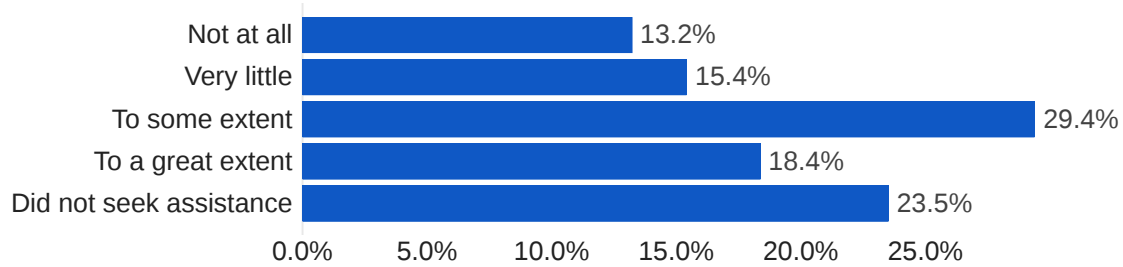
Did you hold the same job while enrolled at Dominican?



Hold same job while enrolled at DU	Choice	Count
Yes	59.6%	81
No	40.4%	55
Total		136

AY23 Graduating Student Survey Results - Undergraduate

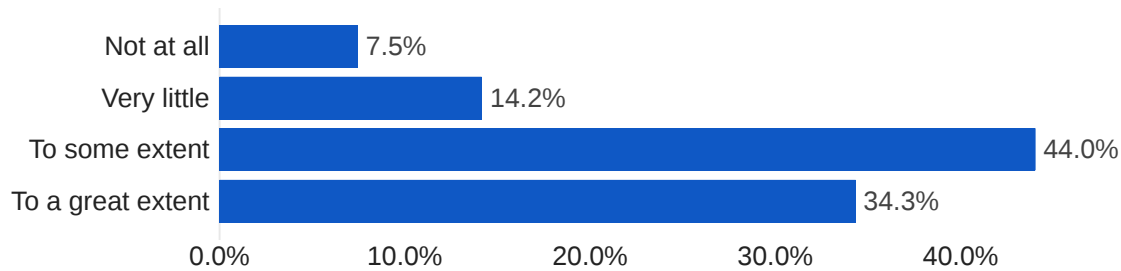
To what extent did Dominican assist you in finding a job?



To what extent did DU assist you in finding a job?	Choice Count
Not at all	13.2% 18
Very little	15.4% 21
To some extent	29.4% 40
To a great extent	18.4% 25
Did not seek assistance	23.5% 32
Total	136

AY23 Graduating Student Survey Results - Undergraduate

To what extent has Dominican's mission (truth, service, justice) influenced your career decisions?

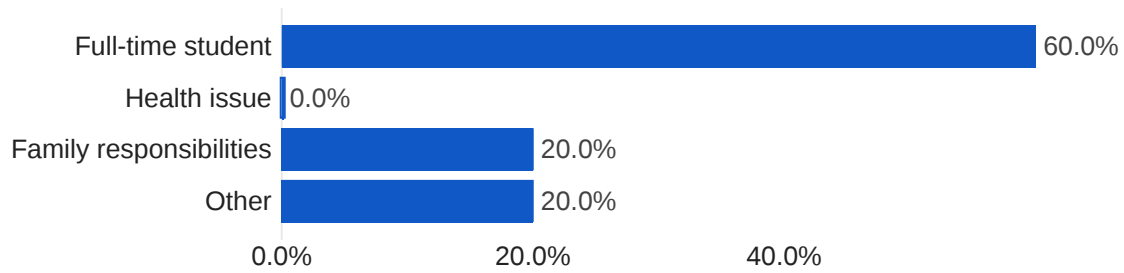


Influence of mission	Min	Max	Mean	Standard Deviation	Variance	Responses
To what extent has Dominican's mission (truth, service, justice) influenced your career decisions?	1.00	4.00	3.05	0.88	0.78	134

Influence of mission	Choice Count
Not at all	7.5% 10
Very little	14.2% 19
To some extent	44.0% 59
To a great extent	34.3% 46
Total	134

AY23 Graduating Student Survey Results - Undergraduate

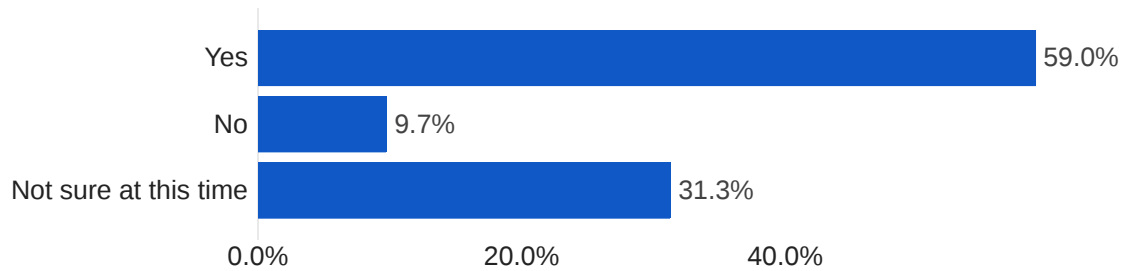
If you will be unemployed and not seeking employment, please indicate reason below:



Reason not employed	Choice Count
Full-time student	60.0% 3
Health issue	0.0% 0
Family responsibilities	20.0% 1
Other	20.0% 1
Total	5

AY23 Graduating Student Survey Results - Undergraduate

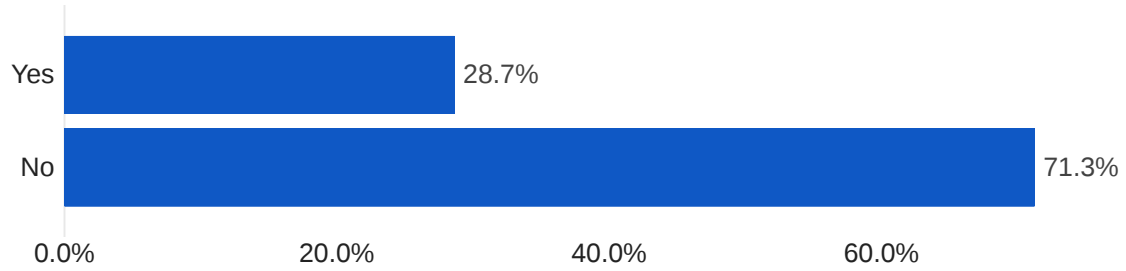
Do you plan to attain another degree or certificate after graduating from Dominican?



Plan to attain another degree/cert after graduaint from DU	Choice Count
Yes	59.0% 115
No	9.7% 19
Not sure at this time	31.3% 61
Total	195

AY23 Graduating Student Survey Results - Undergraduate

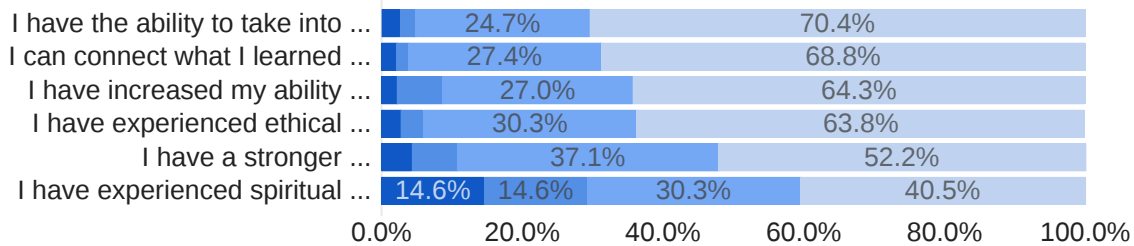
Have you already been accepted into a graduate program?



Accepted into Grad Program	Choice Count
Yes	28.7% 33
No	71.3% 82
Total	115

AY23 Graduating Student Survey Results - Undergraduate

As a result of my experience at Dominican University, I feel that...

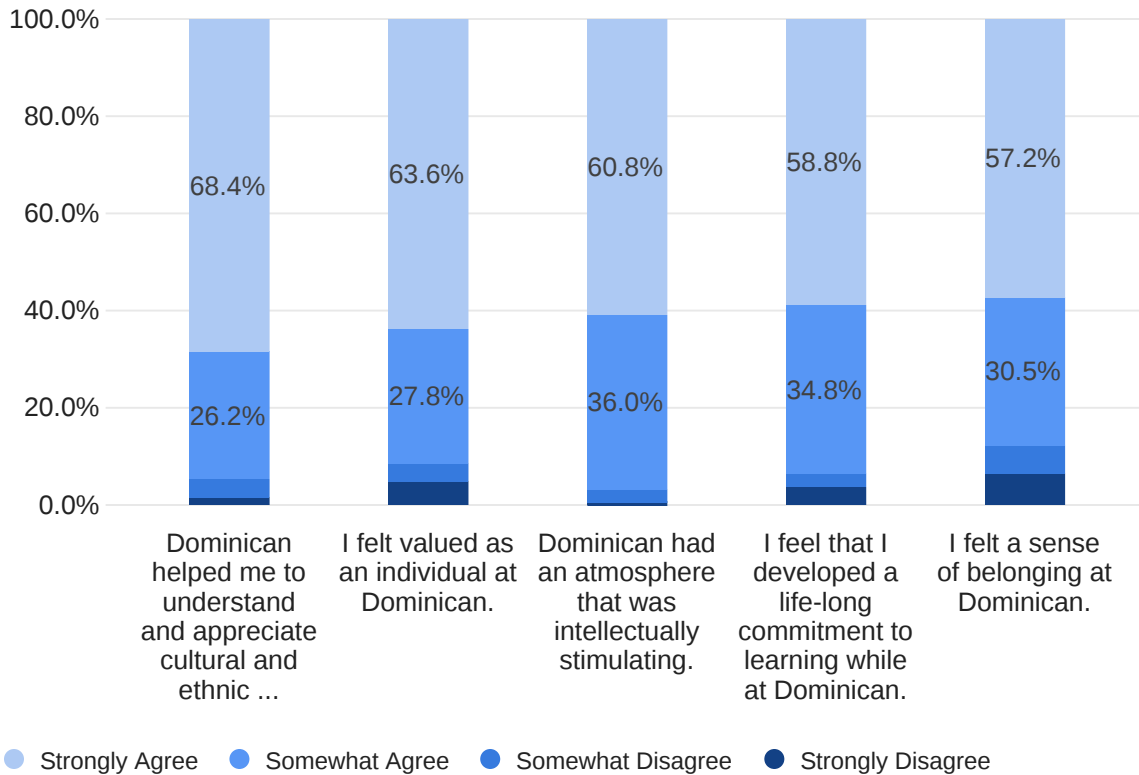


● Not at all ● To a lesser extent ● To some extent ● To a great extent

I feel that...	Not at all	To a lesser extent	To some extent	To a great extent	Total
I can connect what I learned to societal problems or issues.	2.2% 4	1.6% 3	27.4% 51	68.8% 128	186
I have a stronger commitment to civic engagement.	4.3% 8	6.5% 12	37.1% 69	52.2% 97	186
I have increased my ability to engage in academic research and scholarship.	2.2% 4	6.5% 12	27.0% 50	64.3% 119	185
I have experienced ethical development.	2.7% 5	3.2% 6	30.3% 56	63.8% 118	185
I have experienced spiritual development.	14.6% 27	14.6% 27	30.3% 56	40.5% 75	185
I have the ability to take into account cultural perspectives other than my own.	2.7% 5	2.2% 4	24.7% 46	70.4% 131	186

AY23 Graduating Student Survey Results - Undergraduate

Please rate your level of agreement with the following about Dominican:

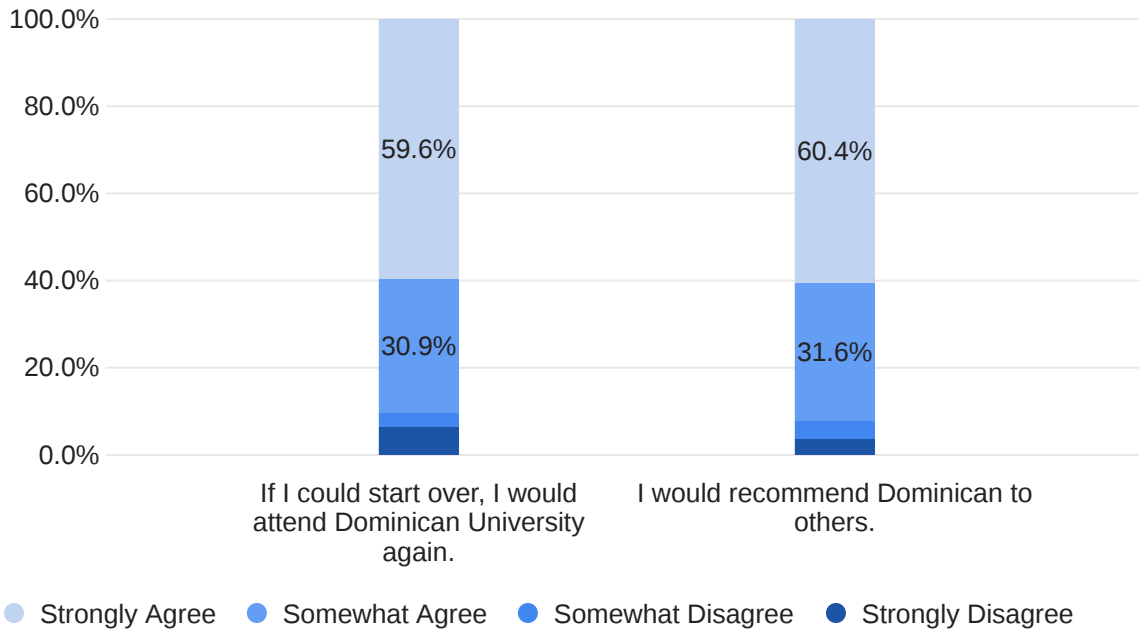


Rate your level of agreement with the following about DU	Strongly Disagree	Somewhat Disagree	Somewhat Agree	Strongly Agree	Total
Dominican had an atmosphere that was intellectually stimulating.	0.5% 1	2.7% 5	36.0% 67	60.8% 113	186
Dominican helped me to understand and appreciate cultural and ethnic differences between people.	1.6% 3	3.7% 7	26.2% 49	68.4% 128	187
I felt a sense of belonging at Dominican.	6.4% 12	5.9% 11	30.5% 57	57.2% 107	187
I feel that I developed a life-long commitment to learning while at Dominican.	3.7% 7	2.7% 5	34.8% 65	58.8% 110	187
I felt valued as an individual at Dominican.	4.8% 9	3.7% 7	27.8% 52	63.6% 119	187



AY23 Graduating Student Survey Results - Undergraduate

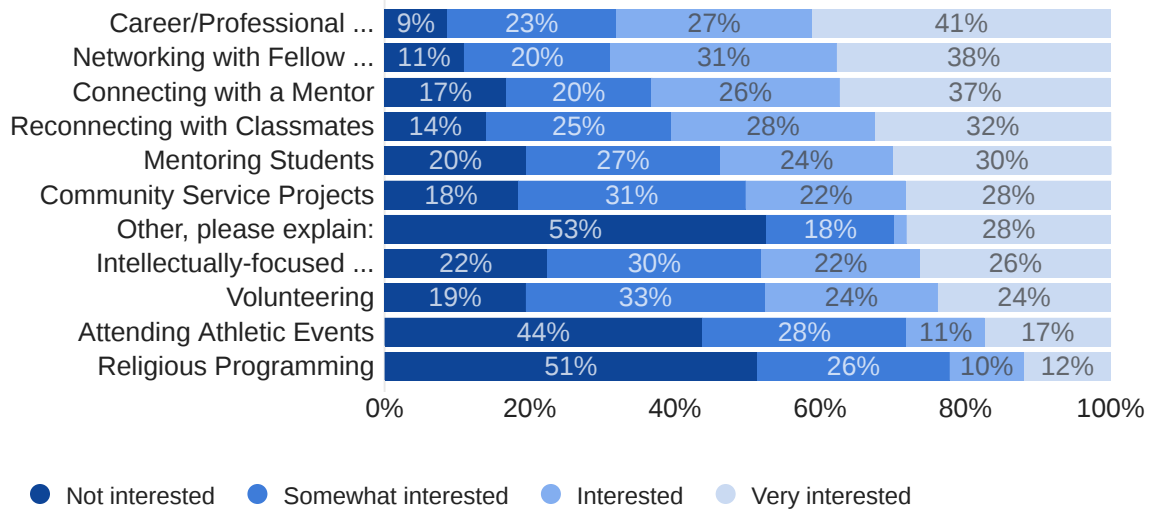
Please rate your level of agreement with the following about your OVERALL experience at Dominican:



Level of Agreement	Strongly Disagree	Somewhat Disagree	Somewhat Agree	Strongly Agree	Total
If I could start over, I would attend Dominican University again.	6.4% 12	3.2% 6	30.9% 58	59.6% 112	188
I would recommend Dominican to others.	3.7% 7	4.3% 8	31.6% 59	60.4% 113	187

AY23 Graduating Student Survey Results - Undergraduate

After graduation, what do you think your level of interest will be in the following types of alumni events and activities:



Alumni Events and Activities	Mean	Responses
Career/Professional Development	3.01	185
Networking with Fellow Alumnae/i	2.96	183
Connecting with a Mentor	2.84	185
Reconnecting with Classmates	2.79	185
Mentoring Students	2.64	184
Community Service Projects	2.60	185
Volunteering	2.52	185
Intellectually-focused Events/Lectures	2.52	183
Other, please explain:	2.05	57
Attending Athletic Events	2.02	185
Religious Programming	1.83	185

## AY23 Graduating Student Survey Results - Undergraduate

Alumni Events and Activities	Not interested		Somewhat interested		Interested		Very interested		Total
Reconnecting with Classmates	14%	26	25%	47	28%	52	32%	60	185
Career/Professional Development	9%	16	23%	43	27%	50	41%	76	185
Mentoring Students	20%	36	27%	49	24%	44	30%	55	184
Networking with Fellow Alumnae/i	11%	20	20%	37	31%	57	38%	69	183
Connecting with a Mentor	17%	31	20%	37	26%	48	37%	69	185
Community Service Projects	18%	34	31%	58	22%	41	28%	52	185
Intellectually-focused Events/Lectures	22%	41	30%	54	22%	40	26%	48	183
Attending Athletic Events	44%	81	28%	52	11%	20	17%	32	185
Religious Programming	51%	95	26%	49	10%	19	12%	22	185
Volunteering	19%	36	33%	61	24%	44	24%	44	185
Other, please explain:	53%	30	18%	10	2%	1	28%	16	57